PARKWAY CENTER COMMUNITY DEVELOPMENT DISTRICT

JANUARY 24, 2024

AGENDA PACKAGE

INFRAMARK
INFRASTRUCTURE MANAGEMENT SERVICES

2005 PAN AM CIR SUITE 300
TAMPA FL, 33607

Parkway Center
Community Development District

Board of Supervisors
Koko Miller, Chairperson
JoAnn Ward, Vice Chairperson
Tanya O' Conner, Assistant Secretary
Linda Bell, Assistant Secretary
Charlotte Hazlewood, Assistant Secretary

District Staff
Gene Roberts, District Manager
Scott Steady, District Counsel
Tonja Stewart, District Engineer
Clay Wright, District Onsite Manager

Meeting Agenda

Wednesday, January 24, 2024, at 6:30 p.m.

Join Zoom Meeting: https://us06web.zoom.us/j/85012674733?pwd=txlIbHNhIKwEK6fo9h74IOUxCGADv8.1
Meeting ID: 850 1267 4733 **Passcode:** 052232

All cellular phones and pagers must be turned off during the meeting. Please let us know at least 24 hours in advance if you are planning to call into the meeting.

1. **Call to Order/Roll Call**
2. **Business Items**
   A. Discussion on HOA Storage Shed
   B. Review of TECO Proposal
   C. General Matters of the District
3. **Consent Agenda**
   A. Approval of Minutes of the December 13, 2023, Regular Meeting
   B. Consideration of Operation and Maintenance Expenditures November 2023
   C. Acceptance of the Financials for November 2023 and December 2023
4. **Attorney's Report**
5. **Engineer's Report**
6. **Manager's Report**
   A. Community Inspections Reports
   B. Aquatic's Report
7. **Supervisors' Requests or Comments**
8. **Public Comments** *(Each individual has the opportunity to comment and is limited to **three (3) minutes** for such comment)*
9. **Adjournment**

   *Next regularly scheduled meeting is February 28, 2024, at 6:30 p.m.

Sincerely,

Gene Roberts

District Manager

District Office
Inframark
2005 Pan Am Circle Suite 300
Tampa, Florida 33607
(813) 873 –7300

Meeting Location:
Parkway Center Clubhouse
7461 S Falkenburg Rd
Riverview, FL 33578

Second Order of Business

2B.

TECO Proposal:

Construction cost quote: $3,467.02
This quoted cost is for the installation of 400' of 2in Conduit to feed the 2x new lights.

Monthly Cost of lights: $93.35

Description	Qty	Rate	TSN
Autobahn II - 3K 45 Watts LED Gray	2	914	2129230
Drilled Concrete 35 Ft Natural	2	588	2002845

Light & Pole Charge:		84.50	**Detailed Billing Items:**	
Energy Charge:	+	0.92	**Clauses Total**	
Base Charges for Facilities	=	**85.42**		
Power Relay:	+	0.00	**Conservation:**	0.02
Refund Credit:	-	0.00	**Capacity Recovery**	0.00
Fuel Charge:	+	1.22	**Environ. Cost Recovery:**	0.02
Energy Mgmt Credit:	-	0.00	**Fuel Charge Subject to City tax:**	**0.20**
Storm Protection Charge:	+	1.24	**Storm Protection Charge**	**1.24**
Clean Energy Transmission Mechanism:	+	0.01	**Clean Energy Transmission Mechanism**	**0.01**
Storm Surcharge:	+	0.02	**Storm Surcharge**	**0.02**
Gross Receipts:	+	0.06		
Franchise Fee:	+	0.00		
City Tax:	+	0.00		
Light & Pole & Area Taxes:	+	5.34		
Fuel/Clauses/Fees&Taxes:	=	**7.93**		
Total Bill	=	**93.35**		

X
Red X's mark the proposed new pole locations.

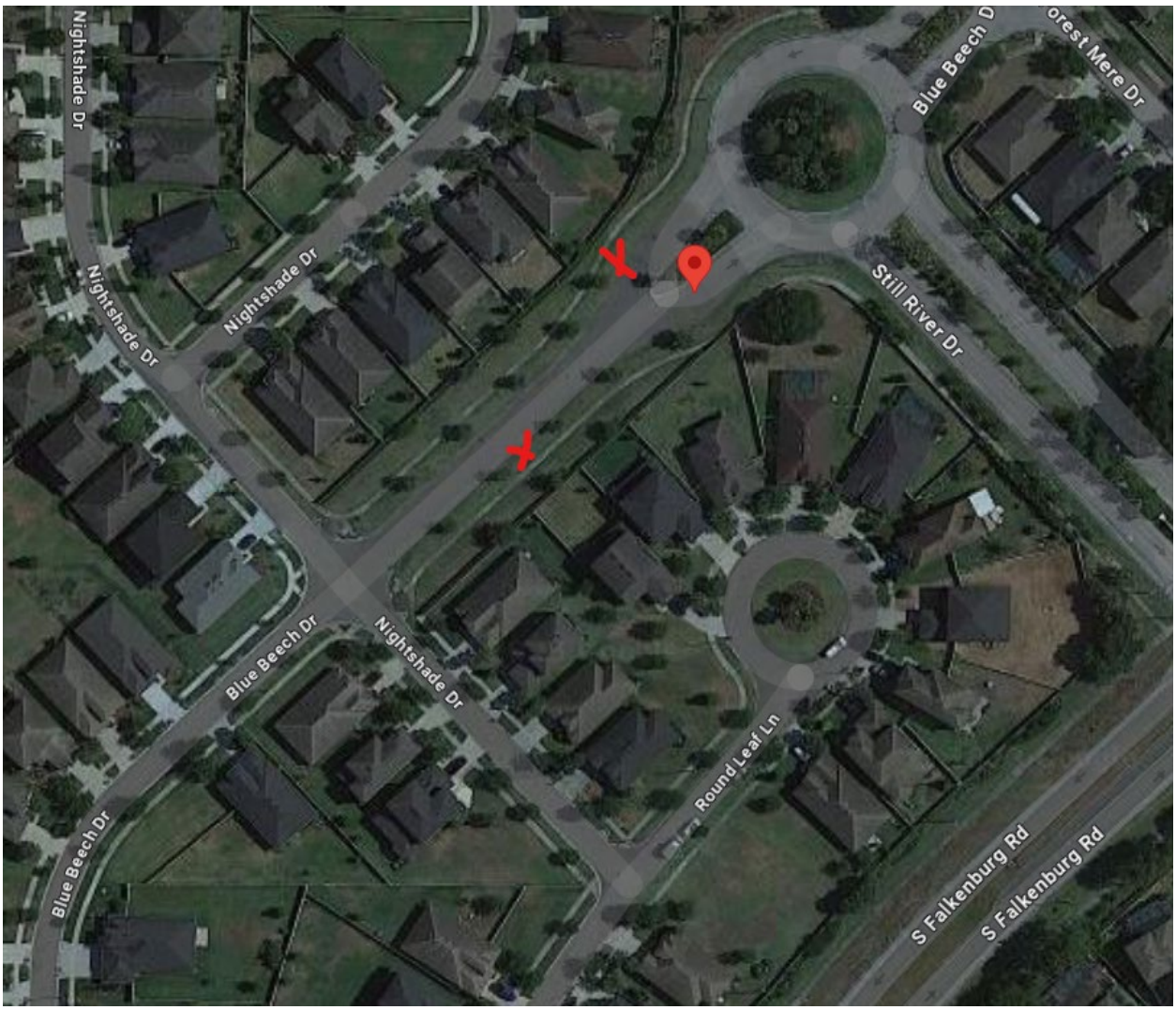

If you have any questions please reach out to me, if you would like to move forward with the installation let me know and I will get you a contract and Invoice for this work.

Thank you,

Tyler Jones
Lighting Field Engineering Tech.
Energy Control Center / 820 S 78th St / Tampa, Florida 33619
P: (813) 275-3167 / C: (513) 348-2960 / E: TAJones@tecoenergy.com

Third Order of Business

3A.

MINUTES OF MEETING
PARKWAY CENTER
COMMUNITY DEVELOPMENT DISTRICT

The regular meeting of the Board of Supervisors of Parkway Center Community Development District was held on Wednesday, December 13, 2023, at 6:30 p.m. at the Parkway Center Clubhouse located at 7461 S. Falkenburg Road, Riverview, FL 33578.

Present and constituting a quorum were:

Koko Miller	Chairperson
JoAnn Ward	Vice Chairperson
Tanya O'Connor	Assistant Secretary

Also present were:

Gene Roberts	District Manager
David Manfrin	LMP
Residents	

The following is a summary of the discussions and actions taken.

FIRST ORDER OF BUSINESS **Call to Order/Roll Call**

Mr. Roberts called the meeting to order, and a quorum was established.

SECOND ORDER OF BUSINESS **Business Items**

Mr. David Manfrin of LMP updated the Board on landscape conditions and pruning status. The tree stakes will be removed from the amenity center and the irrigation timers have been reset for one day a week to comply with Hillsborough County water restrictions.

A. Discussion of Assignment and Assumption Agreement

The Board reviewed the agreement as presented.

> On MOTION by Ms. O'Connor seconded by Ms. Ward with all in favor the Assignment and Assumption Agreement, was approved.
> 3-0

B. General Matters of the District

Mr. Roberts presented a proposal from Carson Landscape to remove twenty-two dead pine trees and three dead palms for $5,600.

On MOTION by Ms. Ward seconded by Ms. O'Connor with all in favor the proposal by Carson Landscape for $5,600, was approved as presented. 3-0

Mr. Roberts stated the Sanctuary HOA would like to place a storage shed on CDD property. Ms. O'Conner requested it be tabled so she can abstain from voting.

THIRD ORDER OF BUSINESS Consent Agenda

A. Approval of Minutes of the November 15, 2023, Regular Meeting
B. Consideration of Operation and Maintenance Expenditures October 2023
C. Acceptance of the Financials for October 2023

The Board reviewed the Consent Agenda items, and requested the following to be corrected:

- Ms. Miller should be Mr. Miller.
- Staff to check on TECO invoices from the O&M expenditures.
- Bank Statement needs to be added to financials.

On MOTION by Ms. Ward seconded by Ms. O'Connor with all in favor, the Consent Agenda, was approved as amended. 3-0

FOURTH ORDER OF BUSINESS Attorney's Report

Mr. Roberts relayed the conversation held with District Counsel Scott Steady regarding the resident who cut all the limbs off the Pine trees along Falkenburg. Ms. O'Connor stated she also had a conversation with Mr. Steady and would like to seek prosecution.

FIFTH ORDER OF BUSINESS Engineer's Report

A. Review proposal #2104 by Finn Outdoor

The Board reviewed the proposal submitted by Finn Outdoor.

On MOTION by Ms. Ward seconded by Mr. Miller with all in favor Proposal #2014 from Finn Outdoor was approved. 3-0

The Board requested District Counsel send a formal follow up notice to the impacted homeowners on Willow Beach.

SIXTH ORDER OF BUSINESS **Manager's Report**

A. Community Inspection Reports

B. Aquatic's Report

The Board reviewed the Community Inspection and Aquatic's Reports and had no questions or comments.

SEVENTH ORDER OF BUSINESS **Supervisors' Requests or Comments**

The Board discussed the following business items:

- Don't replace the stolen wreaths.
- Request prices of air filtration system for the gym.
- Fence along Still River by Amberly needs pressure washing.
- Proposals needed to pressure wash monuments and wall along Riverview Drive and painting monuments.
- Uplighting needs repair at corner of 78th street.

EIGHTH ORDER OF BUSINESS **Public Comments**

A resident requested variance of the easement behind his house to install a pool. District Engineer has advised against it.

NINTH ORDER OF BUSINESS **Adjournment**

There being no further business,

On MOTION by Ms. O'Connor seconded by Ms. Ward with all in favor the meeting was adjourned. 3-0

_____ _____

Gene Roberts Chairperson/ Vice Chairperson
Assistant Secretary

3B.

PARKWAY CENTER CDD

Summary of Operations and Maintenance Invoices

Vendor	Invoice/Account Number	Amount	Vendor Total	Comments/Description
Monthly Contract				
BLUE LIFE POOL SERVICE LLC	13099	$1,600.00		POOL SERVICE - NOVEMBER 2023
CHARTER COMMUNICATIONS	1423 111423 ACH	$285.76		INTERNET SERVICE - 11/14/23-12/13/23
ENVERA SYSTEMS	734454	$1,058.75		VIDEO MONITORING - 12/01/23-12/31/23
FIRST CHOICE AQUATIC WEED	90220	$2,276.00		WATERWAY SERVICE - DECEMBER 2023
INFRAMARK LLC	104223	$8,102.00		DISTRICT INVOICE OCTOBER 2023
INFRAMARK LLC	104763	$8,102.00	$16,204.00	DISTRICT INVOICE NOVEMBER 2023
LANDSCAPE MAINTENANCE	180190	$18,917.75		LANDSCAPE MAINT. - DECEMBER 2023
NEPTUNE MULTI SERVICES LLC	0053465	$900.00		JANITORIAL SERVICE - OCTOBER 2023
Monthly Contract Subtotal		**$41,242.26**		
Variable Contract				
CHARLOTTE HAZLEWOOD	CH 111523	$200.00		SUPERVISOR FEE - 11/15/23
JO ANN WARD	JW 111523	$200.00		SUPERVISOR FEE - 11/15/23
KOKO L. MILLER	KM 111523	$200.00		SUPERVISOR FEE - 11/15/23
LINDA W. BELL	LB 111523	$200.00		SUPERVISOR FEE - 11/15/23
TANYA OCONNOR	TO 111523	$200.00		SUPERVISOR FEE - 11/15/23
Variable Contract Subtotal		**$1,000.00**		
Utilities				
B.O.C.C.	2368 111723 ACH	$2,357.93		WATER SERVICE - 10/17/23-11/14/23
TECO	0146 110623 ACH	$820.50		ELECTRICITY SERVICE - 10/03/23-10/31/23
TECO	0319 110323 ACH	$9,858.37		BULK BILLING - ELECTRICITY - 09/01/23-10/20/23
TECO	0369 110623 ACH	$647.78		ELECTRICITY SERVICE - 10/03/23-10/31/23
TECO	0609 110623 ACH	$610.16		ELECTRICITY SERVICE - 10/03/23-10/31/23
TECO	1963 110623 ACH	$308.58		ELECTRICITY SERVICE - 10/03/23-10/31/23
TECO	5560 110623 ACH	$1,127.94	$13,373.33	ELECTRICITY SERVICE - 10/03/23-10/31/23
Utilities Subtotal		**$15,731.26**		
Regular Services				
BURR & FORMAN LLP	1426820	$520.00		PROFESSIONAL SERVICES
DOORKING INC.	2134941	$32.95		CELLULAR SUBSCRIPTION - 10/14/23-11/13/23
FIRST CHOICE AQUATIC WEED	90046	$3,926.79		SUPPLY/INSTALL BAREROOT GULF SPIKERUSH

PARKWAY CENTER CDD

Summary of Operations and Maintenance Invoices

Vendor	Invoice/Account Number	Amount	Vendor Total	Comments/Description
LANDSCAPE MAINTENANCE	179875	$211.01		IRRIGATION INSPECTION - 11/01/23
LANDSCAPE MAINTENANCE	179876	$310.81		IRRIGATION REPAIRS - 11/01/23
LANDSCAPE MAINTENANCE	179877	$90.75		IRRIGATION REPAIRS - 11/01/23
LANDSCAPE MAINTENANCE	180026	$36,400.00	$37,012.57	MULCH INSTALLED
NANCY MILLAN, TAX COLLECTOR	A0491040000	$1,794.09		TAX COLLECTOR
NAVITAS CREDIT CORP	2792 100423 ACH	$319.46		FITNESS EQUIPMENT
NAVITAS CREDIT CORP	2792 110423 ACH	$319.46		FITNESS EQUIPMENT
NAVITAS CREDIT CORP	9292 110423 ACH	$804.78	$1,443.70	FITNESS EQUIPMENT "A"
PARKWAY CENTER CDD	10312023-1	$1,417.61		SERIES 2008 FY23 TAX DIST ID 642 EXCESS FEES
PARKWAY CENTER CDD	10312023-2	$3,132.14		SERIES 2018-1 FY23 TAX DIST ID 642 EXCESS FEES
PARKWAY CENTER CDD	10312023-3	$2,373.43		SERIES 2018-2 AMENITY FY23 TAX DIST ID 642 EXCESS FEES
PARKWAY CENTER CDD	11082023-1	$1,312.72		SERIES 2008 FY24 TAX DIST ID 644
PARKWAY CENTER CDD	11082023-2	$2,898.59		SERIES 2018-1 FY24 TAX DIST ID 644
PARKWAY CENTER CDD	11082023-3	$2,196.58		SERIES 2018-2 AMENITY FY24 TAX DIST ID 644
PARKWAY CENTER CDD	11172023-1	$13,668.44		SERIES 2008 FY24 TAX DIST ID 646
PARKWAY CENTER CDD	11172023-2	$6,190.20		SERIES 2018-1 FY24 TAX DIST ID 646
PARKWAY CENTER CDD	11172023-3	$10,358.07	$43,547.78	SERIES 2018-2 AMENITY FY24 TAX DIST ID 646
Regular Services Subtotal		**$88,277.88**		
Additional Services				
DON HARRISON ENTERPRISES LLC	3044	$407.00		SPA TIMER REPLACED
Additional Services Subtotal		**$407.00**		
TOTAL		**$146,658.40**		

Approved (with any necessary revisions noted):

Signature:

November 2023 Meeting

PARKWAY CENTER CDD

Summary of Operations and Maintenance Invoices

Vendor	Invoice/Account Number	Amount	Vendor Total	Comments/Description

Title (Check one):

[ ] Chariman [ ] Vice Chariman [ ] Assistant Secretary

BLUE LIFE POOL SERVICE
5108 SWALLOW DR
LAND O LAKES, FL 34639 US
+1 8135975009
bluelifepools@gmail.com
www.bluelifepoolsfl.com

Invoice

BILL TO	SHIP TO
PARKWAY CENTER CDD 7461 S FALKENBURG RD RIVERVIEW, FL 33578	PARKWAY CENTER CDD 7461 S FALKENBURG RD RIVERVIEW, FL 33578

INVOICE #	DATE	TOTAL DUE	DUE DATE	TERMS	ENCLOSED
13099	11/01/2023	$1,600.00	12/01/2023	Net 30	

DATE		DESCRIPTION	QTY	RATE	AMOUNT
	CLEANING	REGULAR POOL SERVICE	1	1,600.00	1,600.00

BALANCE DUE **$1,600.00**

Spectrum BUSINESS

November 14, 2023
Invoice Number: 2463929111423
Account Number: **8337 12 028 2463929**
Security Code: **5433**
Service At: 7461 S FALKENBURG RD
RIVERVIEW FL 33578-8652

Auto Pay Notice

Contact Us
Visit us at SpectrumBusiness.net
Or, call us at **855-252-0675**

Summary *Service from 11/14/23 through 12/13/23 details on following pages*	
Previous Balance	285.76
Payments Received -Thank You!	-285.76
Remaining Balance	**$0.00**
Spectrum Business™ TV	96.96
Spectrum Business™ Internet	132.97
Spectrum Business™ Voice	19.99
Other Charges	22.20
Taxes, Fees and Charges	13.64
Current Charges	$285.76
YOUR AUTO PAY WILL BE PROCESSED 12/01/23	
Total Due by Auto Pay	**$285.76**

NEWS AND INFORMATION

NOTE. Taxes, Fees and Charges listed in the Summary only apply to Spectrum Business TV and Spectrum Business Internet and are detailed on the following page. Taxes, Fees and Charges for Spectrum Business Voice are detailed in the Billing Information section.

Spectrum Business is made to give you big value on a small business budget! To discover how you can get a **FREE** mobile unlimited line for 1 year, call 1-833-537-0782 today!

Thank you for choosing Spectrum Business.
We appreciate your prompt payment and value you as a customer.

Auto Pay. Thank you for signing up for auto pay. Please note your payment may be drafted and posted to your Spectrum Business account the day after your transaction is scheduled to be processed by your bank.

Spectrum BUSINESS

4145 S. FALKENBURG RD RIVERVIEW FL 33578-8652
8337 1200 NO RP 14 11152023 NNNNNNNN 01 002897 0014

PARKWAY CENTER CBD
2005 PAN AM CIR STE 300
TAMPA FL 33607-6008

Received
NOV 20 2023

November 14, 2023
PARKWAY CENTER CBD
Invoice Number: 2463929111423
Account Number: 8337 12 028 2463929
Service At: 7461 S FALKENBURG RD
RIVERVIEW FL 33578-8652

Total Due by Auto Pay **$285.76**

CHARTER COMMUNICATIONS
PO BOX 7186
PASADENA CA 91109-7186

8337120282463929002857 67

 November 14, 2023

PARKWAY CENTER CBD
Invoice Number: 2463929111423
Account Number: 8337 12 028 2463929
Security Code: **5433**

Spectrum BUSINESS

Contact Us
Visit us at SpectrumBusiness.net
Or, call us at **855-252-0675**
8337 1200 NO RP 14 11152023 NNNNNNNN 01 002897 0014

Charge Details

Previous Balance		285.76
EFT Payment	10/31	-285.76
Remaining Balance		**$0.00**

Payments received after 11/14/23 will appear on your next bill.

Service from 11/14/23 through 12/13/23

Spectrum Business™ TV

Spectrum Business Premier		79.99
Promotional Discount		-25.00
Spectrum Receivers	2 Receivers at 10.99 each	21.98
DVR Service		19.99
		$96.96
Spectrum Business™ TV Total		$96.96

Spectrum Business™ Internet

Spectrum WiFi	0.00
Security Suite	0.00
Domain Name	0.00
Vanity Email	0.00
Static IP 5	29.99
Spectrum Business Internet Ultra	199.99
Promotional Discount	-105.00
Business WiFi	7.99
	$132.97
Spectrum Business™ Internet Total	$132.97

Spectrum Business™ Voice

Phone number (813) 570-8126

Spectrum Business Voice	49.99
Promotional Discount	-30.00
	$19.99

Spectrum Business™ Voice Continued

For additional call details, please visit SpectrumBusiness.net

Spectrum Business™ Voice Total	$19.99

Other Charges

Broadcast TV Surcharge	22.20
Other Charges Total	$22.20

Taxes, Fees and Charges

State and Local Sales Tax	1.50
Communications Services Tax	12.14
Taxes, Fees and Charges Total	$13.64
Current Charges	**$285.76**
Total Due by Auto Pay	**$285.76**

Billing Information

Tax and Fees - This statement reflects the current taxes and fees for your area (including sales, excise, user taxes, etc.). These taxes and fees may change without notice. Visit spectrum.net/taxesandfees for more information.

Spectrum Terms and Conditions of Service – In accordance with the Spectrum Business Services Agreement, Spectrum services are billed on a monthly basis. Spectrum does not provide credits for monthly subscription services that are cancelled prior to the end of the current billing month.

Terms & Conditions - Spectrum's detailed standard terms and conditions for service are located at spectrum.com/policies.

Notice - Nonpayment of any portion of your cable television, high-speed data, and/or Digital Phone service could result in disconnection of any of your Spectrum provided services.

Continued on the next page....

Local Spectrum Store: 12970 S US Hwy 301, Suite 105, Riverview FL 33579 Store Hours: Mon thru Sat - 10:00am to 8:00pm; Sun - 12:00pm to 5:00pm

Local Spectrum Store: 872 Brandon Town Center Mall, Brandon FL 33511 Store Hours: Mon thru Sat - 10:00am to 8:00pm and Sun - 12:00pm to 5:00pm

Spectrum BUSINESS

For questions or concerns, please call **1-866-519-1263**.

Envera
8281 Blaikie Court
Sarasota, FL 34240
(941) 556-0731

Invoice

Invoice Number	Date
734454	**11/01/2023**
Customer Number	Due Date
400493	**12/01/2023**

Customer Name	Customer Number	P.O. Number	Invoice Number	Due Date
Parkway Center CDD	400493		734454	12/01/2023

Quantity	Description	Rate	Amount
Parkway Center CDD, 7461 S. Faulkenburg Rd, Riverview, FL			
1.00	Active Video Monitoring 12/01/2023 - 12/31/2023	715.00	715.00
1.00	Service & Maintenance 12/01/2023 - 12/31/2023	343.75	343.75
	Sales Tax		0.00
	Payments/Credits Applied		0.00
		Invoice Balance Due:	**$1,058.75**

IMPORTANT MESSAGES

Important Numbers to Know:

Billing Questions: (941) 556-0743
Email: ar@enverasystems.com
Service: (941) 556-0734

Date	Invoice #	Description	Amount	Balance Due
11/01/2023	734454	Alarm Monitoring Services	$1,058.75	$1,058.75

Envera
8281 Blaikie Court
Sarasota, FL 34240
(941) 556-0731

Return Service Requested

Received
NOV 09 2023

Invoice

Invoice Number	Date
734454	**11/01/2023**
Customer Number	Due Date
400493	**12/01/2023**

Net Due: $1,058.75

Amount Enclosed: _____

PARKWAY CENTER CDD
C/O INFRAMARK
2005 PAN AM CIR STE 300
TAMPA, FL 33607-6008

3642

REMIT TO:

Envera
PO Box 2086
Hicksville, NY 11802

Invoice

First Choice Aquatic Weed Management, LLC

P.O. Box 593258
Orlando, FL 32859

Phone: 407-859-2020
Fax: 407-859-3275

Date	Invoice #
11/27/2023	90220

Bill To
Parkway Center CDD c/o Inframark 2005 Pan Am Circle Dr., Ste. 300 Tampa, FL 33067

Customer P.O. No.	Payment Terms	Due Date
	Net 30	12/27/2023

Description	Amount
Monthly waterway service for the month this invoice is dated - 16 waterways	1,408.00
Monthly maintenance for clubhouse for the month this invoice is dated	143.00
Monthly waterway service #23 for the month this invoice is dated	212.00
Monthly waterway service #25 for the month this invoice is dated	83.00
Quarterly waterway service for the month this invoice is dated	430.00

Thank you for your business.

Total	$2,276.00
Payments/Credits	$0.00
Balance Due	$2,276.00

INFRAMARK

INVOICE

2002 West Grand Parkway North
Suite 100
Katy, TX 77449

INVOICE#	DATE
#104223	10/31/2023
CUSTOMER ID	**NET TERMS**
C2303	Net 30
PO#	**DUE DATE**
	11/30/2023

BILL TO
Parkway Center CDD
2005 Pan Am Cir Ste 300
Tampa FL 33607-6008
United States

Services provided for the Month of: October 2023

DESCRIPTION	QTY	UOM	RATE	MARKUP	AMOUNT
District Management	1	Ea	2,403.33		2,403.33
Accounting Services	1	Ea	2,389.75		2,389.75
Field Management	1	Ea	2,308.92		2,308.92
Recording Secretary	1	Ea	333.33		333.33
Technology Services	1	Ea	166.67		166.67
Dissemination Services	1	Ea	500.00		500.00
Subtotal					**8,102.00**

Subtotal	$8,102.00
Tax	$0.00
Total Due	$8,102.00

Remit To : Inframark LLC, PO BOX 733778, Dallas, Texas, 75373-3778

To pay by Credit Card, please contact us at 281-578-4299, 9:00am - 5:30pm EST, Monday – Friday. A surcharge fee may apply.

To pay via ACH or Wire, please refer to our banking information below:
Account Name: INFRAMARK, LLC
ACH - Bank Routing Number: 111000614 / Account Number: 912593196
Wire - Bank Routing Number: 021000021 / SWIFT Code: CHASUS33 / Account Number: 912593196

Please include the Customer ID and the Invoice Number on your form of payment.

INFRAMARK

INVOICE

2002 West Grand Parkway North
Suite 100
Katy, TX 77449

INVOICE#	DATE
#104763	11/20/2023
CUSTOMER ID	**NET TERMS**
C2303	Net 30
PO#	**DUE DATE**
	12/20/2023

BILL TO
Parkway Center CDD
2005 Pan Am Cir Ste 300
Tampa FL 33607-6008
United States

Services provided for the Month of: November 2023

DESCRIPTION	QTY	UOM	RATE	MARKUP	AMOUNT
District Management	1	Ea	2,403.33		2,403.33
Accounting Services	1	Ea	2,389.75		2,389.75
Field Management	1	Ea	2,308.92		2,308.92
Recording Secretary	1	Ea	333.33		333.33
Technology Services	1	Ea	166.67		166.67
Dissemination Services	1	Ea	500.00		500.00
Subtotal					**8,102.00**

Subtotal	$8,102.00
Tax	$0.00
Total Due	$8,102.00

Remit To : Inframark LLC, PO BOX 733778, Dallas, Texas, 75373-3778

To pay by Credit Card, please contact us at 281-578-4299, 9:00am - 5:30pm EST, Monday – Friday. A surcharge fee may apply.

To pay via ACH or Wire, please refer to our banking information below:
Account Name: INFRAMARK, LLC
ACH - Bank Routing Number: 111000614 / Account Number: 912593196
Wire - Bank Routing Number: 021000021 / SWIFT Code: CHASUS33 / Account Number: 912593196

Please include the Customer ID and the Invoice Number on your form of payment.

Invoice

Landscape Maintenance Professionals, Inc.
Corporate Office
PO Box 267
Seffner, FL 33583
813-757-6500
813-757-6501

Date	Invoice #
12/1/2023	180190

Bill To:

Parkway Center CDD
c/oInframark
210 N University Dr #702
Coral Springs, FL 33071

Property Information

Services for the month of December 2023

Description	Qty	Rate	Amount
MONTHLY GROUND MAINTENANCE	1	18,917.75	18,917.75
EFFECTIVE JULY 1, 2023			

			Total	$18,917.75
Questions regarding this invoice? Please e-mail arpayments@lmppro.com or call 813-757-6500 and ask for Accounts Receivable.	*Terms*	*Due Date*	Payments/Credits	$0.00
	Net 30	12/31/2023	Balance Due	$18,917.75

NEPTUNE MULTI SERVICES
813-778-9857
AIR CONDITIONING & HEATING • DRYER VENTS
CLEANING • HANDYMAN SERVICES

Neptune Multi services LLC

Invoice

11423 Crestlake Village Dr
Riverview, FL, 33569
Neptunemts@gmail.com
https://www.facebook.com/101624548259772/posts/228424315579794/?sfnsn=mo
813-778-9857

Invoice No:	0053465
Date:	11/06/2023
Terms:	NET 0
Due Date:	11/06/2023

Bill To: Park way CDD
inframark@avidbill.com

Description	Quantity	Rate	Amount
Janitorial Services Cleaning products Included October 2023	1	$900.00	$900.00

Payment Instructions

Zelle @8133257684
Cashapp $neptunejku

Subtotal	$900.00
TAX 0%	$0.00
Total	$900.00
Paid	$0.00
Balance Due	**$900.00**

Please detach and send with remittance to:

Neptune Multi services LLC
11423 Crestlake Village Dr
Riverview, FL, 33569

Remittance Advice for Invoice # 0053465 on 11/06/2023

Balance Due	$900.00
Paid	

Received From: Park way CDD

Card Type			
Cardholder's Name			
Card Number		**CVV**	
Expiry Date	/		
Signature			

Parkway Center CDD

MEETING DATE: November 15 2023

CH 111523

SUPERVISORS	CHECK IF IN ATTENDANCE	STATUS	PAYMENT AMOUNT
Jo Ann Ward	✓	Accept	$200
Linda Bell	✓	Accept	$200
Tanya O'Conner	✓	Accept	$200
Charlotte Hazlewood	✓	Accept	$200
Koko Miller	✓	Accept	$200

DMS Staff Signature Gene Roberts

Parkway Center CDD

MEETING DATE: November 15 2023

JW 111523

4.2

SUPERVISORS	CHECK IF IN ATTENDANCE	STATUS	PAYMENT AMOUNT
Jo Ann Ward	✓	Accept	$200
Linda Bell	✓	Accept	$200
Tanya O'Conner	✓	Accept	$200
Charlotte Hazlewood	✓	Accept	$200
Koko Miller	✓	Accept	$200

DMS Staff Signature Gene Roberts

Parkway Center CDD

MEETING DATE: November 15 2023

KM 111523

4.2

SUPERVISORS	CHECK IF IN ATTENDANCE	STATUS	PAYMENT AMOUNT
Jo Ann Ward	✓	Accept	$200
Linda Bell	✓	Accept	$200
Tanya O'Conner	✓	Accept	$200
Charlotte Hazlewood	✓	Accept	$200
Koko Miller	✓	Accept	$200

DMS Staff Signature Gene Roberts

Parkway Center CDD

LB 111523

MEETING DATE: **November 15 2023**

4.2

SUPERVISORS	CHECK IF IN ATTENDANCE	STATUS	PAYMENT AMOUNT
Jo Ann Ward	✓	Accept	$200
Linda Bell	✓	Accept	$200
Tanya O'Conner	✓	Accept	$200
Charlotte Hazlewood	✓	Accept	$200
Koko Miller	✓	Accept	$200

DMS Staff Signature Gene Roberts

Parkway Center CDD

TO 111523

MEETING DATE: **November 15 2023**

4.2

SUPERVISORS	CHECK IF IN ATTENDANCE	STATUS	PAYMENT AMOUNT
Jo Ann Ward	✓	Accept	$200
Linda Bell	✓	Accept	$200
Tanya O'Conner	✓	Accept	$200
Charlotte Hazlewood	✓	Accept	$200
Koko Miller	✓	Accept	$200

DMS Staff Signature Gene Roberts

CUSTOMER NAME	ACCOUNT NUMBER	BILL DATE	DUE DATE
PARKWAY CENTER CDD	5589652368	11/17/2023	12/08/2023

Service Address: 7461 S FALKENBURG RD

S-Page 1 of 1

METER NUMBER	PREVIOUS DATE	PREVIOUS READ	PRESENT DATE	PRESENT READ	CONSUMPTION	READ TYPE	METER DESCRIPTION
61173608	10/17/2023	31921	11/15/2023	33545	162400 GAL	ACTUAL	WATER

Service Address Charges

Customer Service Charge	$5.63
Customer Service Charge	$5.63
Purchase Water Pass-Thru	$490.45
Water Base Charge	$42.59
Water Usage Charge	$712.66
Fire Protection Base Charge	$8.70
Sewer Base Charge	$103.25
Sewer Usage Charge	$989.02

Summary of Account Charges

Previous Balance	$2,122.65
Net Payments - Thank You	$-2,122.65
Total Account Charges	**$2,357.93**
AMOUNT DUE	**$2,357.93**

Important Message

This account has ACH payment method

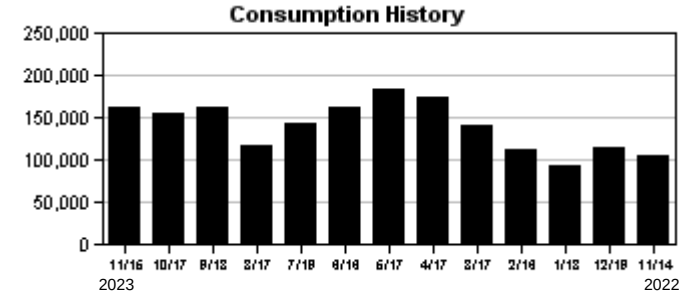

Make checks payable to: **BOCC**

ACCOUNT NUMBER: **5589652368**

ELECTRONIC PAYMENTS BY CHECK OR

Automated Payment Line: (813) 276 8526
Internet Payments: HCFLGov.net/WaterBill
Additional Information: HCFLGov.net/Water

THANK YOU!

DUE DATE	12/08/2023
AMOUNT DUE	$2,357.93
AMOUNT PAID	

Single-Piece
PARKWAY CENTER CDD
C/O MERITUS CORP
C/O MERITUS CORP
TAMPA FL 33607

793 8

0055896523689 00002357937

Statement Date: November 06, 2023

TECO. TAMPA ELECTRIC AN EMERA COMPANY
TampaElectric.com

PARKWAY CENTER CDD
PARKWAY CENTER CDD
OAK CREEK PH 1C-1 RD
RIVERVIEW, FL 33569-0000

Amount Due:	$820.50

Due Date: November 27, 2023
Account #: 211001800146

DO NOT PAY. Your account will be drafted on November 27, 2023

Account Summary

Current Service Period: October 03, 2023 - October 31, 2023

Previous Amount Due	$820.50
Payment(s) Received Since Last Statement	-$820.50
Current Month's Charges	**$820.50**
Amount Due by November 27, 2023	**$820.50**

Amount not paid by due date may be assessed a late payment charge and an additional deposit.

Scan here to view your account online.

DOWNED IS DANGEROUS!

If you see a downed power line, move a safe distance away and call 911. For more safety tips, visit TampaElectric.com/PowerLineSafety

Learn about your newly redesigned bill and get deeper insights about your usage by visiting TECOaccount.com

00000039-0000395-Page 3 of 18

To ensure prompt credit, please return stub portion of this bill with your payment.

TECO. TAMPA ELECTRIC AN EMERA COMPANY

Received
NOV 10 2023

Account #: 211001800146
Due Date: November 27, 2023

Amount Due:	$820.50

Payment Amount: $_____

66990242064 9

Your account will be drafted on November 27, 2023

Pay your bill online at TampaElectric.com
See reverse side of your paystub for more ways to pay.

Go Paperless, Go Green! Visit TampaElectric.com/Paperless to enroll now.

PARKWAY CENTER CDD
PARKWAY CENTER CDD
2005 PAN AM CIRCLE SUITE 300
TAMPA, FL 33607-6008

Mail payment to:
TECO
P.O. BOX 31318
TAMPA, FL 33631-3318

Make check payable to: TECO
Please write your account number on the memo line of your check.

TECO TAMPA ELECTRIC AN EMERA COMPANY

Service For:
OAK CREEK PH 1C-1 RD
RIVERVIEW, FL 33569-0000

Account #: 211001800146
Statement Date: November 06, 2023
Charges Due: November 27, 2023

Service Period: Oct 03, 2023 - Oct 31, 2023

Rate Schedule: Lighting Service

Charge Details

Electric Charges

Lighting Service Items LS-1 (Bright Choices) for 29 days

Lighting Energy Charge	*304 kWh @ $0.03511/kWh*	$10.67
Fixture & Maintenance Charge	*19 Fixtures*	$175.37
Lighting Pole / Wire	*19 Poles*	$612.37
Lighting Fuel Charge	*304 kWh @ $0.05169/kWh*	$15.71
Storm Protection Charge	*304 kWh @ $0.01466/kWh*	$4.46
Clean Energy Transition Mechanism	*304 kWh @ $0.00036/kWh*	$0.11
Storm Surcharge	*304 kWh @ $0.00326/kWh*	$0.99
Florida Gross Receipt Tax		$0.82
Lighting Charges		**$820.50**

Total Current Month's Charges $820.50

Important Messages

Removing Your Envelope. We've noticed that you have been paying your bill electronically lately. To help cut down on clutter and waste, we are no longer including a remittance envelope with your bill. Should you want to mail in your payment, you can request a payment envelope by calling 813-223-0800 or simply use a regular envelope and address it to TECO P.O. Box 31318, Tampa, Florida 33631-3318.

More clean energy to you
Tampa Electric has reduced its use of coal by 94% over the past 20 years and has cut its carbon footprint in half. This is all made possible through investments in technology that help us use more solar and cleaner, domestically produced natural gas to produce electricity. Today, Tampa Electric is the state's top producer of solar energy per customer. In 2022, our solar plants saved customers approximately $80 million in fuel costs. Our diverse fuel mix for the 12-month period ending Sept. 2023 includes Natural Gas 81%, Purchased Power 8%, Solar 8% and Coal 3%.

00000039-0000395-Page 4 of 18

For more information about your bill and understanding your charges, please visit **TampaElectric.com**

Ways To Pay Your Bill

Bank Draft
Visit **TECOaccount.com** for free recurring or one time payments via checking or savings account.

In-Person
Find list of Payment Agents at **TampaElectric.com**

Mail A Check
Payments:
TECO
P.O. Box 31318
Tampa, FL 33631-3318
Mail your payment in the enclosed envelope.

All Other Correspondences:
Tampa Electric
P.O. Box 111
Tampa, FL 33601-0111

Credit or Debit Card
Pay by credit Card using KUBRA EZ-Pay at **TECOaccount.com**. Convenience fee will be charged.

Phone
Toll Free:
866-689-6469

Contact Us

Online:
TampaElectric.com
Phone:
Commercial Customer Care:
866-832-6249
Residential Customer Care:
813-223-0800 (Hillsborough)
863-299-0800 (Polk County)
888-223-0800 (All Other Counties)

Hearing Impaired/TTY:
7-1-1
Power Outage:
877-588-1010
Energy-Saving Programs:
813-275-3909

Please Note: If you choose to pay your bill at a location not listed on our website or provided by Tampa Electric, you are paying someone who is not authorized to act as a payment agent at Tampa Electric. You bear the risk that this unauthorized party will relay the payment to Tampa Electric and do so in a timely fashion. Tampa Electric is not responsible for payments made to unauthorized agents, including their failure to deliver or timely deliver the payment to us. Such failures may result in late payment charges to your account or service disconnection.

Statement Date: November 03, 2023

TECO TAMPA ELECTRIC AN EMERA COMPANY
TampaElectric.com

PARKWAY CENTER CDD
2005 PAN AM CIR, STE 300
TAMPA, FL 33607

Amount Due:	$9,858.37

Due Date: November 17, 2023
Account #: 311000070319

DO NOT PAY. Your account will be drafted on November 17, 2023

Account Summary

Previous Amount Due	$9,900.06
Payment(s) Received Since Last Statement	-$9,900.06
Credit Balance After Payments and Credits	$0.00
Current Month's Charges	**$9,858.37**
Amount Due by November 17, 2023	**$9,858.37**

Amount not paid by due date may be assessed a late payment charge and an additional deposit.

Your Locations With The Highest Usage

8421 CASTLE CREEK DR LITES, RIVERVIEW, FL 33578-0000 — **1,602 KWH**

5707 STILL WATER DR, #B, RIVERVIEW, FL 33569-0000 — **1,175 KWH**

Scan here to interact with your bill online.

DOWNED IS DANGEROUS!

If you see a downed power line, move a safe distance away and call 911.

Visit TampaElectric.com/Safety for more safety tips.

Monthly Usage *(kWh)*

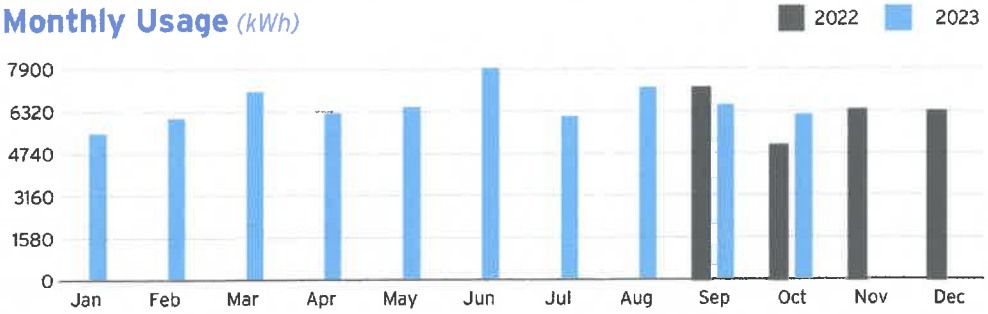

Learn about your newly redesigned bill and get deeper insights about your usage by visiting TECOaccount.com

00000027-0000266-Page 3 of 22

To ensure prompt credit, please return stub portion of this bill with your payment.

TECO TAMPA ELECTRIC AN EMERA COMPANY

Received
NOV 09 2023

Account #: 311000070319
Due Date: November 17, 2023

Amount Due:	$9,858.37

Payment Amount: $_____

700625002742

Your account will be drafted on November 17, 2023

Pay your bill online at TampaElectric.com
See reverse side of your paystub for more ways to pay.

Go Paperless, Go Green! Visit TampaElectric.com/Paperless to enroll now.

PARKWAY CENTER CDD
2005 PAN AM CIR, STE 300
TAMPA, FL 33607-2359

Mail payment to:
TECO
P.O. BOX 31318
TAMPA, FL 33631-3318

Make check payable to: TECO
Please write your account number on the memo line of your check.

Summary of Charges by Service Address

Account Number: 311000070319

Energy Usage From Last Month
Increased Same Decreased

Service Address: 8414 DEER CHASE DR, A, RIVERVIEW, FL 33578-8605 **Sub-Account Number:** 211001738486

Meter	Read Date	Current	-	Previous	=	Total Used	Multiplier	Billing Period	Amount
1000323060	10/02/2023	21,700		21,700		0 kWh	1	32 Days	$24.62

Service Address: 8380 STILL RIVER DR, RIVERVIEW, FL 33569-0000 **Sub-Account Number:** 211001738759

Meter	Read Date	Current	-	Previous	=	Total Used	Multiplier	Billing Period	Amount
1000326790	10/02/2023	33,323		32,679		644 kWh	1	32 Days	$124.47

19.7%

Service Address: 8421 CASTLE CREEK DR LITES, RIVERVIEW, FL 33578-0000 **Sub-Account Number:** 211001739070

Meter	Read Date	Current	-	Previous	=	Total Used	Multiplier	Billing Period	Amount
1000325661	10/02/2023	5,938		4,336		1,602 kWh	1	32 Days	$273.01

45.8%

Service Address: 8405 CASTLE CREEK DR SIGN, RIVERVIEW, FL 33578-0000 **Sub-Account Number:** 211001739302

Meter	Read Date	Current	-	Previous	=	Total Used	Multiplier	Billing Period	Amount
1000705281	10/02/2023	14,717		14,404		313 kWh	1	32 Days	$73.15

14.7%

Service Address: FALKENBURG/WOOLLEY, RIVERVIEW, FL 33578-0000 **Sub-Account Number:** 211001739567

Amount: $4,529.19

Continued on next page →

00000027-0000286-Page 4 of 22

For more information about your bill and understanding your charges, please visit **TampaElectric.com**

Ways To Pay Your Bill

Bank Draft
Visit **TECOaccount.com** for free recurring or one time payments via checking or savings account.

In-Person
Find list of Payment Agents at **TampaElectric.com**

Mail A Check
Payments:
TECO
P.O. Box 31318
Tampa, FL 33631-3318
Mail your payment in the enclosed envelope.

All Other Correspondences:
Tampa Electric
P.O. Box 111
Tampa, FL 33601-0111

Credit or Debit Card
Pay by credit Card using KUBRA EZ-Pay at **TECOaccount.com**. Convenience fee will be charged.

Phone
Toll Free:
866-689-6469

Contact Us

Online:
TampaElectric.com
Phone:
Commercial Customer Care:
866-832-6249
Residential Customer Care:
813-223-0800 (Hillsborough)
863-299-0800 (Polk County)
888-223-0800 (All Other Counties)

Hearing Impaired/TTY:
7-1-1
Power Outage:
877-588-1010
Energy-Saving Programs:
813-275-3909

Please Note: If you choose to pay your bill at a location not listed on our website or provided by Tampa Electric, you are paying someone who is not authorized to act as a payment agent at Tampa Electric. You bear the risk that this unauthorized party will relay the payment to Tampa Electric and do so in a timely fashion. Tampa Electric is not responsible for payments made to unauthorized agents, including their failure to deliver or timely deliver the payment to us. Such failures may result in late payment charges to your account or service disconnection.

Summary of Charges by Service Address

Account Number: 311000070319

Energy Usage From Last Month
Increased Same Decreased

Service Address: OAK CRK PH2, RIVERVIEW, FL 33578-0000 **Sub-Account Number:** 211001739864

Amount: $1,209.17

Service Address: OAK CREEK PARCEL 1B, RIVERVIEW, FL 33569-0000 **Sub-Account Number:** 211001800955

Amount: $855.74

Service Address: OAK CREEK 1A, TAMPA, FL 33602-0000 **Sub-Account Number:** 211015022604

Amount: $966.16

00000027-0000287-Page 5 of 22

Service Address: 5707 STILL WATER DR, #B, RIVERVIEW, FL 33569-0000 **Sub-Account Number:** 211014450103

Meter	Read Date	Current	-	Previous	=	Total Used	Multiplier	Billing Period	Amount
1000538189	10/02/2023	35,752		34,577		1,175 kWh	1	32 Days	$206.80

53.8%

Service Address: 5707 STILL WATER DR, #C, RIVERVIEW, FL 33569-0000 **Sub-Account Number:** 211014450376

Meter	Read Date	Current	-	Previous	=	Total Used	Multiplier	Billing Period	Amount
1000492499	10/02/2023	31,632		30,511		1,121 kWh	1	32 Days	$198.42

32.0%

Service Address: 5707 STILL WATER DR, #D, RIVERVIEW, FL 33569-0000 **Sub-Account Number:** 211014450640

Meter	Read Date	Current	-	Previous	=	Total Used	Multiplier	Billing Period	Amount
1000492524	10/02/2023	23,937		23,244		693 kWh	1	32 Days	$132.06

8.8%

Service Address: 5707 STILL RIVER DR, #A, RIVERVIEW, FL 33569-0000 **Sub-Account Number:** 211014450897

Meter	Read Date	Current	-	Previous	=	Total Used	Multiplier	Billing Period	Amount
1000536130	10/02/2023	9,885		9,652		233 kWh	1	32 Days	$60.74

14.8%

Service Address: 7330 FALKENBURG RD ENT, RIVERVIEW, FL 33578-0000 **Sub-Account Number:** 211014451127

Meter	Read Date	Current	-	Previous	=	Total Used	Multiplier	Billing Period	Amount
1000323057	10/02/2023	27,654		27,237		417 kWh	1	32 Days	$89.27

24.5%

Service Address: OAK CREEK SF, PH 2B4, TAMPA, FL 33602-0000 **Sub-Account Number:** 211014451317

Amount: $248.44

Continued on next page →

Summary of Charges by Service Address

Account Number: 311000070319

Energy Usage From Last Month
Increased Same Decreased

Service Address: OAK CREEK SF PH2B 2/3, LUTZ, FL 33549-0000

Sub-Account Number: 211014451523

Amount: $480.68

Service Address: OAK CREEK SF, PH HH, RIVERVIEW, FL 33569-0000

Sub-Account Number: 211014451713

Amount: $386.45

Total Current Month's Charges	$9,858.37

TECO. TAMPA ELECTRIC AN EMERA COMPANY

Sub-Account #: 211001738486
Statement Date: 10/31/2023

Service Address: 8414 DEER CHASE DR, A, RIVERVIEW, FL 33578-8605

Meter Read

Meter Location: # A Pmp

Service Period: 09/01/2023 - 10/02/2023 **Rate Schedule:** General Service - Non Demand

Meter Number	Read Date	Current Reading	-	Previous Reading	=	Total Used	Multiplier	Billing Period
1000323060	10/02/2023	21,700		21,700		0 kWh	1	32 Days

Charge Details

Electric Charges

Daily Basic Service Charge	*32 days @ $0.75000*	$24.00
Florida Gross Receipt Tax		$0.62
Electric Service Cost		**$24.62**

Current Month's Electric Charges $24.62

Billing information continues on next page →

Avg kWh Used Per Day



TECO TAMPA ELECTRIC AN EMERA COMPANY

Sub-Account #: 211001738759
Statement Date: 10/31/2023

Service Address: 8380 STILL RIVER DR, RIVERVIEW, FL 33569-0000

Meter Read

Service Period: 09/01/2023 - 10/02/2023 **Rate Schedule:** General Service - Non Demand

Meter Number	Read Date	Current Reading	-	Previous Reading	=	Total Used	Multiplier	Billing Period
1000326790	10/02/2023	33,323		32,679		644 kWh	1	32 Days

Charge Details

Electric Charges

Daily Basic Service Charge	*32 days @ $0.75000*	$24.00
Energy Charge	*644 kWh @ $0.07990/kWh*	$51.46
Fuel Charge	*644 kWh @ $0.05239/kWh*	$33.74
Storm Protection Charge	*644 kWh @ $0.00400/kWh*	$2.58
Clean Energy Transition Mechanism	*644 kWh @ $0.00427/kWh*	$2.75
Storm Surcharge	*644 kWh @ $0.01061/kWh*	$6.83
Florida Gross Receipt Tax		$3.11
Electric Service Cost		**$124.47**

Current Month's Electric Charges $124.47

Billing information continues on next page →

Avg kWh Used Per Day

TECO. TAMPA ELECTRIC AN EMERA COMPANY

Sub-Account #: 211001739070
Statement Date: 10/31/2023

Service Address: 8421 CASTLE CREEK DR LITES, RIVERVIEW, FL 33578-0000

Meter Read

Service Period: 09/01/2023 - 10/02/2023 **Rate Schedule:** General Service - Non Demand

Meter Number	Read Date	Current Reading	-	Previous Reading	=	Total Used	Multiplier	Billing Period
1000325661	10/02/2023	5,938		4,336		1,602 kWh	1	32 Days

Charge Details

Electric Charges

Daily Basic Service Charge	*32 days @ $0.75000*	$24.00
Energy Charge	*1,602 kWh @ $0.07990/kWh*	$128.00
Fuel Charge	*1,602 kWh @ $0.05239/kWh*	$83.93
Storm Protection Charge	*1,602 kWh @ $0.00400/kWh*	$6.41
Clean Energy Transition Mechanism	*1,602 kWh @ $0.00427/kWh*	$6.84
Storm Surcharge	*1,602 kWh @ $0.01061/kWh*	$17.00
Florida Gross Receipt Tax		$6.83
Electric Service Cost		**$273.01**

Current Month's Electric Charges $273.01

Billing information continues on next page →

Avg kWh Used Per Day



TECO TAMPA ELECTRIC AN EMERA COMPANY

Sub-Account #: 211001739302
Statement Date: 10/31/2023

Service Address: 8405 CASTLE CREEK DR SIGN, RIVERVIEW, FL 33578-0000

Meter Read

Service Period: 09/01/2023 - 10/02/2023 **Rate Schedule:** General Service - Non Demand

Meter Number	Read Date	Current Reading	-	Previous Reading	=	Total Used	Multiplier	Billing Period
1000705281	10/02/2023	14,717		14,404		313 kWh	1	32 Days

Charge Details

Electric Charges

Daily Basic Service Charge	*32 days @ $0.75000*	$24.00
Energy Charge	*313 kWh @ $0.07990/kWh*	$25.01
Fuel Charge	*313 kWh @ $0.05239/kWh*	$16.40
Storm Protection Charge	*313 kWh @ $0.00400/kWh*	$1.25
Clean Energy Transition Mechanism	*313 kWh @ $0.00427/kWh*	$1.34
Storm Surcharge	*313 kWh @ $0.01061/kWh*	$3.32
Florida Gross Receipt Tax		$1.83
Electric Service Cost		**$73.15**

Current Month's Electric Charges $73.15

Billing information continues on next page →

Avg kWh Used Per Day

TECO TAMPA ELECTRIC AN EMERA COMPANY

Sub-Account #: 211001739567
Statement Date: 10/31/2023

Service Address: FALKENBURG/WOOLLEY, RIVERVIEW, FL 33578-0000

Service Period: 09/01/2023 - 10/02/2023 **Rate Schedule:** Lighting Service

Charge Details

Electric Charges

Lighting Service Items LS-1 (Bright Choices) for 32 days

Lighting Energy Charge	*5878 kWh @ $0.03511/kWh*	$206.38
Fixture & Maintenance Charge	*71 Fixtures*	$1607.36
Lighting Pole / Wire	*71 Poles*	$2288.33
Lighting Fuel Charge	*5878 kWh @ $0.05169/kWh*	$303.83
Storm Protection Charge	*5878 kWh @ $0.01466/kWh*	$86.17
Clean Energy Transition Mechanism	*5878 kWh @ $0.00036/kWh*	$2.12
Storm Surcharge	*5878 kWh @ $0.00326/kWh*	$19.16
Florida Gross Receipt Tax		$15.84
Lighting Charges		**$4,529.19**

Current Month's Electric Charges $4,529.19

Billing information continues on next page →

TECO TAMPA ELECTRIC AN EMERA COMPANY

Sub-Account #: 211001739864
Statement Date: 10/31/2023

Service Address: OAK CRK PH2, RIVERVIEW, FL 33578-0000

Service Period: 09/01/2023 - 10/02/2023 **Rate Schedule:** Lighting Service

Charge Details

Electric Charges

Lighting Service Items LS-1 (Bright Choices) for 32 days

Lighting Energy Charge	*448 kWh @ $0.03511/kWh*	$15.73
Fixture & Maintenance Charge	*28 Fixtures*	$258.44
Lighting Pole / Wire	*28 Poles*	$902.44
Lighting Fuel Charge	*448 kWh @ $0.05169/kWh*	$23.16
Storm Protection Charge	*448 kWh @ $0.01466/kWh*	$6.57
Clean Energy Transition Mechanism	*448 kWh @ $0.00036/kWh*	$0.16
Storm Surcharge	*448 kWh @ $0.00326/kWh*	$1.46
Florida Gross Receipt Tax		$1.21
Lighting Charges		**$1,209.17**

Current Month's Electric Charges $1,209.17

Billing information continues on next page →

TECO. TAMPA ELECTRIC AN EMERA COMPANY

Sub-Account #: 211001800955
Statement Date: 10/31/2023

Service Address: OAK CREEK PARCEL 1B, RIVERVIEW, FL 33569-0000

Service Period: 09/22/2023 - 10/20/2023 **Rate Schedule:** Lighting Service

Charge Details

Electric Charges

Lighting Service Items LS-1 (Bright Choices) for 29 days

Lighting Energy Charge	*496 kWh @ $0.03511/kWh*	$17.41
Fixture & Maintenance Charge	*31 Fixtures*	$286.13
Lighting Pole / Wire	*31 Poles*	$516.15
Lighting Fuel Charge	*496 kWh @ $0.05169/kWh*	$25.64
Storm Protection Charge	*496 kWh @ $0.01466/kWh*	$7.27
Clean Energy Transition Mechanism	*496 kWh @ $0.00036/kWh*	$0.18
Storm Surcharge	*496 kWh @ $0.00326/kWh*	$1.62
Florida Gross Receipt Tax		$1.34
Lighting Charges		**$855.74**

Current Month's Electric Charges $855.74

Billing information continues on next page →

TECO TAMPA ELECTRIC AN EMERA COMPANY

Sub-Account #: 211015022604
Statement Date: 10/31/2023

Service Address: OAK CREEK 1A, TAMPA, FL 33602-0000

Service Period: 09/22/2023 - 10/20/2023 **Rate Schedule:** Lighting Service

Charge Details

Electric Charges

Lighting Service Items LS-1 (Bright Choices) for 29 days

Lighting Energy Charge	*560 kWh @ $0.03511/kWh*	$19.66
Fixture & Maintenance Charge	*35 Fixtures*	$323.05
Lighting Pole / Wire	*35 Poles*	$582.75
Lighting Fuel Charge	*560 kWh @ $0.05169/kWh*	$28.95
Storm Protection Charge	*560 kWh @ $0.01466/kWh*	$8.21
Clean Energy Transition Mechanism	*560 kWh @ $0.00036/kWh*	$0.20
Storm Surcharge	*560 kWh @ $0.00326/kWh*	$1.83
Florida Gross Receipt Tax		$1.51
Lighting Charges		**$966.16**

Current Month's Electric Charges $966.16

Billing information continues on next page →

TECO. TAMPA ELECTRIC AN EMERA COMPANY

Sub-Account #: 211014450103
Statement Date: 10/31/2023

Service Address: 5707 STILL WATER DR, #B, RIVERVIEW, FL 33569-0000

Meter Read

Meter Location: # B

Service Period: 09/01/2023 - 10/02/2023 **Rate Schedule:** General Service - Non Demand

Meter Number	Read Date	Current Reading	-	Previous Reading	=	Total Used	Multiplier	Billing Period
1000538189	10/02/2023	35,752		34,577		1,175 kWh	1	32 Days

Charge Details

Electric Charges

Daily Basic Service Charge	*32 days @ $0.75000*	$24.00
Energy Charge	*1,175 kWh @ $0.07990/kWh*	$93.88
Fuel Charge	*1,175 kWh @ $0.05239/kWh*	$61.56
Storm Protection Charge	*1,175 kWh @ $0.00400/kWh*	$4.70
Clean Energy Transition Mechanism	*1,175 kWh @ $0.00427/kWh*	$5.02
Storm Surcharge	*1,175 kWh @ $0.01061/kWh*	$12.47
Florida Gross Receipt Tax		$5.17
Electric Service Cost		**$206.80**

Current Month's Electric Charges $206.80

Avg kWh Used Per Day

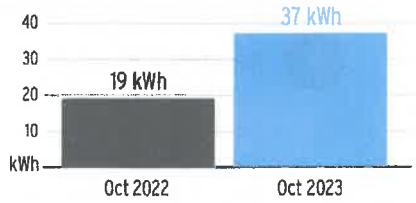

Billing information continues on next page →

TECO TAMPA ELECTRIC AN EMERA COMPANY

Sub-Account #: 211014450376
Statement Date: 10/31/2023

Service Address: 5707 STILL WATER DR, #C, RIVERVIEW, FL 33569-0000

Meter Read

Meter Location: # C

Service Period: 09/01/2023 - 10/02/2023 **Rate Schedule:** General Service - Non Demand

Meter Number	Read Date	Current Reading	-	Previous Reading	=	Total Used	Multiplier	Billing Period
1000492499	10/02/2023	31,632		30,511		1,121 kWh	1	32 Days

Charge Details

Electric Charges

Daily Basic Service Charge	*32 days @ $0.75000*	$24.00
Energy Charge	*1,121 kWh @ $0.07990/kWh*	$89.57
Fuel Charge	*1,121 kWh @ $0.05239/kWh*	$58.73
Storm Protection Charge	*1,121 kWh @ $0.00400/kWh*	$4.48
Clean Energy Transition Mechanism	*1,121 kWh @ $0.00427/kWh*	$4.79
Storm Surcharge	*1,121 kWh @ $0.01061/kWh*	$11.89
Florida Gross Receipt Tax		$4.96
Electric Service Cost		**$198.42**

Current Month's Electric Charges $198.42

Billing information continues on next page →

Avg kWh Used Per Day

TECO. TAMPA ELECTRIC AN EMERA COMPANY

Sub-Account #: 211014450640
Statement Date: 10/31/2023

Service Address: 5707 STILL WATER DR, #D, RIVERVIEW, FL 33569-0000

Meter Read

Meter Location: # D

Service Period: 09/01/2023 - 10/02/2023 **Rate Schedule:** General Service - Non Demand

Meter Number	Read Date	Current Reading	-	Previous Reading	=	Total Used	Multiplier	Billing Period
1000492524	10/02/2023	23,937		23,244		693 kWh	1	32 Days

Charge Details

Electric Charges

Daily Basic Service Charge	*32 days @ $0.75000*	$24.00
Energy Charge	*693 kWh @ $0.07990/kWh*	$55.37
Fuel Charge	*693 kWh @ $0.05239/kWh*	$36.31
Storm Protection Charge	*693 kWh @ $0.00400/kWh*	$2.77
Clean Energy Transition Mechanism	*693 kWh @ $0.00427/kWh*	$2.96
Storm Surcharge	*693 kWh @ $0.01061/kWh*	$7.35
Florida Gross Receipt Tax		$3.30
Electric Service Cost		**$132.06**

Current Month's Electric Charges **$132.06**

Avg kWh Used Per Day

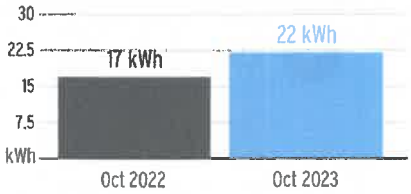

Billing information continues on next page →

TECO. TAMPA ELECTRIC AN EMERA COMPANY

Sub-Account #: 211014450897
Statement Date: 10/31/2023

Service Address: 5707 STILL RIVER DR, #A, RIVERVIEW, FL 33569-0000

Meter Read

Meter Location: # A

Service Period: 09/01/2023 - 10/02/2023 **Rate Schedule:** General Service - Non Demand

Meter Number	Read Date	Current Reading	-	Previous Reading	=	Total Used	Multiplier	Billing Period
1000536130	10/02/2023	9,885		9,652		233 kWh	1	32 Days

Charge Details

Electric Charges

Daily Basic Service Charge	*32 days @ $0.75000*	$24.00
Energy Charge	*233 kWh @ $0.07990/kWh*	$18.62
Fuel Charge	*233 kWh @ $0.05239/kWh*	$12.21
Storm Protection Charge	*233 kWh @ $0.00400/kWh*	$0.93
Clean Energy Transition Mechanism	*233 kWh @ $0.00427/kWh*	$0.99
Storm Surcharge	*233 kWh @ $0.01061/kWh*	$2.47
Florida Gross Receipt Tax		$1.52
Electric Service Cost		**$60.74**

Current Month's Electric Charges $60.74

Billing information continues on next page →

Avg kWh Used Per Day

TECO. TAMPA ELECTRIC AN EMERA COMPANY

Sub-Account #: 211014451127
Statement Date: 10/31/2023

Service Address: 7330 FALKENBURG RD ENT, RIVERVIEW, FL 33578-0000

Meter Read

Service Period: 09/01/2023 - 10/02/2023 **Rate Schedule:** General Service - Non Demand

Meter Number	Read Date	Current Reading	-	Previous Reading	=	Total Used	Multiplier	Billing Period
1000323057	10/02/2023	27,654		27,237		417 kWh	1	32 Days

Charge Details

Electric Charges

Daily Basic Service Charge	*32 days @ $0.75000*	$24.00
Energy Charge	*417 kWh @ $0.07990/kWh*	$33.32
Fuel Charge	*417 kWh @ $0.05239/kWh*	$21.85
Storm Protection Charge	*417 kWh @ $0.00400/kWh*	$1.67
Clean Energy Transition Mechanism	*417 kWh @ $0.00427/kWh*	$1.78
Storm Surcharge	*417 kWh @ $0.01061/kWh*	$4.42
Florida Gross Receipt Tax		$2.23
Electric Service Cost		**$89.27**

Current Month's Electric Charges $89.27

Billing information continues on next page →

Avg kWh Used Per Day

TECO. TAMPA ELECTRIC AN EMERA COMPANY

Sub-Account #: 211014451317
Statement Date: 10/31/2023

Service Address: OAK CREEK SF, PH 2B4, TAMPA, FL 33602-0000

Service Period: 09/22/2023 - 10/20/2023 **Rate Schedule:** Lighting Service

Charge Details

Electric Charges

Lighting Service Items LS-1 (Bright Choices) for 29 days

Lighting Energy Charge	*144 kWh @ $0.03511/kWh*	$5.06
Fixture & Maintenance Charge	*9 Fixtures*	$83.07
Lighting Pole / Wire	*9 Poles*	$149.85
Lighting Fuel Charge	*144 kWh @ $0.05169/kWh*	$7.44
Storm Protection Charge	*144 kWh @ $0.01466/kWh*	$2.11
Clean Energy Transition Mechanism	*144 kWh @ $0.00036/kWh*	$0.05
Storm Surcharge	*144 kWh @ $0.00326/kWh*	$0.47
Florida Gross Receipt Tax		$0.39
Lighting Charges		**$248.44**

Current Month's Electric Charges $248.44

Billing information continues on next page →

TECO. TAMPA ELECTRIC AN EMERA COMPANY

Sub-Account #: 211014451523
Statement Date: 10/31/2023

Service Address: OAK CREEK SF PH2B 2/3, LUTZ, FL 33549-0000

Service Period: 09/22/2023 - 10/20/2023 **Rate Schedule:** Lighting Service

Charge Details

Electric Charges

Lighting Service Items LS-1 (Bright Choices) for 29 days

Lighting Energy Charge	*240 kWh @ $0.03511/kWh*	$8.43
Fixture & Maintenance Charge	*15 Fixtures*	$138.45
Lighting Pole / Wire	*19 Poles*	$316.35
Lighting Fuel Charge	*240 kWh @ $0.05169/kWh*	$12.41
Storm Protection Charge	*240 kWh @ $0.01466/kWh*	$3.52
Clean Energy Transition Mechanism	*240 kWh @ $0.00036/kWh*	$0.09
Storm Surcharge	*240 kWh @ $0.00326/kWh*	$0.78
Florida Gross Receipt Tax		$0.65
Lighting Charges		**$480.68**

Current Month's Electric Charges $480.68

Billing information continues on next page →

TECO TAMPA ELECTRIC AN EMERA COMPANY

Sub-Account #: 211014451713
Statement Date: 10/31/2023

Service Address: OAK CREEK SF, PH HH, RIVERVIEW, FL 33569-0000

Service Period: 09/22/2023 - 10/20/2023 **Rate Schedule:** Lighting Service

Charge Details

Electric Charges

Lighting Service Items LS-1 (Bright Choices) for 29 days

Lighting Energy Charge	*224 kWh @ $0.03511/kWh*	$7.86
Fixture & Maintenance Charge	*14 Fixtures*	$129.22
Lighting Pole / Wire	*14 Poles*	$233.10
Lighting Fuel Charge	*224 kWh @ $0.05169/kWh*	$11.58
Storm Protection Charge	*224 kWh @ $0.01466/kWh*	$3.28
Clean Energy Transition Mechanism	*224 kWh @ $0.00036/kWh*	$0.08
Storm Surcharge	*224 kWh @ $0.00326/kWh*	$0.73
Florida Gross Receipt Tax		$0.60
Lighting Charges		**$386.45**

Current Month's Electric Charges $386.45

Total Current Month's Charges $9,858.37

Important Messages

Removing Your Envelope. We've noticed that you have been paying your bill electronically lately. To help cut down on clutter and waste, we are no longer including a remittance envelope with your bill. Should you want to mail in your payment, you can request a payment envelope by calling 813-223-0800 or simply use a regular envelope and address it to TECO P.O. Box 31318, Tampa, Florida 33631-3318.

Statement Date: November 06, 2023

TECO. TAMPA ELECTRIC AN EMERA COMPANY
TampaElectric.com

PARKWAY CENTER CDD
PARKWAY CENTER CDD
BLUE BEECH RD
RIVERVIEW, FL 33569-0000

Amount Due:	$647.78

Due Date: November 27, 2023
Account #: 211001800369

DO NOT PAY. Your account will be drafted on November 27, 2023

Account Summary

Current Service Period: October 03, 2023 - October 31, 2023

Previous Amount Due	$647.78
Payment(s) Received Since Last Statement	-$647.78
Current Month's Charges	**$647.78**
Amount Due by November 27, 2023	**$647.78**

Amount not paid by due date may be assessed a late payment charge and an additional deposit.

Scan here to view your account online.

DOWNED IS DANGEROUS!

If you see a downed power line, move a safe distance away and call 911. For more safety tips, visit TampaElectric.com/PowerLineSafety

Learn about your newly redesigned bill and get deeper insights about your usage by visiting TECOaccount.com

00000039-0000397-Page 7 of 18

To ensure prompt credit, please return stub portion of this bill with your payment.

TECO. TAMPA ELECTRIC AN EMERA COMPANY

Account #: 211001800369
Due Date: November 27, 2023

Amount Due:	$647.78

Payment Amount: $_____

669902420650

Your account will be drafted on November 27, 2023

Pay your bill online at TampaElectric.com
See reverse side of your paystub for more ways to pay.

Go Paperless, Go Green! Visit TampaElectric.com/Paperless to enroll now.

PARKWAY CENTER CDD
PARKWAY CENTER CDD
2005 PAN AM CIRCLE SUITE 300
TAMPA, FL 33607

Mail payment to:
TECO
P.O. BOX 31318
TAMPA, FL 33631-3318

Make check payable to: TECO
Please write your account number on the memo line of your check.

TECO TAMPA ELECTRIC AN EMERA COMPANY

Service For:
BLUE BEECH RD
RIVERVIEW, FL 33569-0000

Account #: 211001800369
Statement Date: November 06, 2023
Charges Due: November 27, 2023

Service Period: Oct 03, 2023 - Oct 31, 2023

Rate Schedule: Lighting Service

Charge Details

Electric Charges

Lighting Service Items LS-1 (Bright Choices) for 29 days

Lighting Energy Charge	*240 kWh @ $0.03511/kWh*	$8.43
Fixture & Maintenance Charge	*15 Fixtures*	$138.45
Lighting Pole / Wire	*15 Poles*	$483.45
Lighting Fuel Charge	*240 kWh @ $0.05169/kWh*	$12.41
Storm Protection Charge	*240 kWh @ $0.01466/kWh*	$3.52
Clean Energy Transition Mechanism	*240 kWh @ $0.00036/kWh*	$0.09
Storm Surcharge	*240 kWh @ $0.00326/kWh*	$0.78
Florida Gross Receipt Tax		$0.65
Lighting Charges		**$647.78**

Total Current Month's Charges $647.78

Important Messages

Removing Your Envelope. We've noticed that you have been paying your bill electronically lately. To help cut down on clutter and waste, we are no longer including a remittance envelope with your bill. Should you want to mail in your payment, you can request a payment envelope by calling 813-223-0800 or simply use a regular envelope and address it to TECO P.O. Box 31318, Tampa, Florida 33631-3318.

More clean energy to you
Tampa Electric has reduced its use of coal by 94% over the past 20 years and has cut its carbon footprint in half. This is all made possible through investments in technology that help us use more solar and cleaner, domestically produced natural gas to produce electricity. Today, Tampa Electric is the state's top producer of solar energy per customer. In 2022, our solar plants saved customers approximately $80 million in fuel costs. Our diverse fuel mix for the 12-month period ending Sept. 2023 includes Natural Gas 81%, Purchased Power 8%, Solar 8% and Coal 3%.

00000039-0000397-Page 8 of 18

For more information about your bill and understanding your charges, please visit **TampaElectric.com**

Ways To Pay Your Bill

Bank Draft
Visit **TECOaccount.com** for free recurring or one time payments via checking or savings account.

In-Person
Find list of Payment Agents at **TampaElectric.com**

Mail A Check
Payments:
TECO
P.O. Box 31318
Tampa, FL 33631-3318
Mail your payment in the enclosed envelope.

All Other Correspondences:
Tampa Electric
P.O. Box 111
Tampa, FL 33601-0111

Credit or Debit Card
Pay by credit Card using KUBRA EZ-Pay at **TECOaccount.com**. Convenience fee will be charged.

Phone
Toll Free:
866-689-6469

Contact Us

Online:
TampaElectric.com
Phone:
Commercial Customer Care:
866-832-6249
Residential Customer Care:
813-223-0800 (Hillsborough)
863-299-0800 (Polk County)
888-223-0800 (All Other Counties)

Hearing Impaired/TTY:
7-1-1
Power Outage:
877-588-1010
Energy-Saving Programs:
813-275-3909

Please Note: If you choose to pay your bill at a location not listed on our website or provided by Tampa Electric, you are paying someone who is not authorized to act as a payment agent at Tampa Electric. You bear the risk that this unauthorized party will relay the payment to Tampa Electric and do so in a timely fashion. Tampa Electric is not responsible for payments made to unauthorized agents, including their failure to deliver or timely deliver the payment to us. Such failures may result in late payment charges to your account or service disconnection.

Statement Date: November 06, 2023

TECO. TAMPA ELECTRIC AN EMERA COMPANY
TampaElectric.com

PARKWAY CENTER CDD
PARKWAY CENTER CDD
OAK CRK PRC 6 BLVD
RIVERVIEW, FL 33578-0000

Amount Due:	$610.16

Due Date: November 27, 2023
Account #: 211001800609

DO NOT PAY. Your account will be drafted on November 27, 2023

Account Summary

Current Service Period: October 03, 2023 - October 31, 2023

Previous Amount Due	$610.16
Payment(s) Received Since Last Statement	-$610.16
Current Month's Charges	**$610.16**
Amount Due by November 27, 2023	**$610.16**

Amount not paid by due date may be assessed a late payment charge and an additional deposit.

Scan here to view your account online.

DOWNED IS DANGEROUS!

If you see a downed power line, move a safe distance away and call 911. For more safety tips, visit TampaElectric.com/PowerLineSafety

00000039-0000401-Page 15 of 18

Learn about your newly redesigned bill and get deeper insights about your usage by visiting TECOaccount.com

To ensure prompt credit, please return stub portion of this bill with your payment.

TECO. TAMPA ELECTRIC AN EMERA COMPANY

Account #: 211001800609
Due Date: November 27, 2023

Amount Due:	$610.16

Payment Amount: $_____

669902420651

Your account will be drafted on November 27, 2023

Pay your bill online at TampaElectric.com
See reverse side of your paystub for more ways to pay.

Go Paperless, Go Green! Visit TampaElectric.com/Paperless to enroll now.

PARKWAY CENTER CDD
PARKWAY CENTER CDD
2005 PAN AM CIRCLE SUITE 300
TAMPA, FL 33607

Mail payment to:
TECO
P.O. BOX 31318
TAMPA, FL 33631-3318

Make check payable to: TECO
Please write your account number on the memo line of your check.

TECO TAMPA ELECTRIC AN EMERA COMPANY

Service For:
OAK CRK PRC 6 BLVD
RIVERVIEW, FL 33578-0000

Account #: 211001800609
Statement Date: November 06, 2023
Charges Due: November 27, 2023

Service Period: Oct 03, 2023 - Oct 31, 2023

Rate Schedule: Lighting Service

Charge Details

Electric Charges

Lighting Service Items LS-1 (Bright Choices) for 29 days

Lighting Energy Charge	*260 kWh @ $0.03511/kWh*	$9.13
Fixture & Maintenance Charge	*13 Fixtures*	$163.15
Lighting Pole / Wire	*13 Poles*	$418.99
Lighting Fuel Charge	*260 kWh @ $0.05169/kWh*	$13.44
Storm Protection Charge	*260 kWh @ $0.01466/kWh*	$3.81
Clean Energy Transition Mechanism	*260 kWh @ $0.00036/kWh*	$0.09
Storm Surcharge	*260 kWh @ $0.00326/kWh*	$0.85
Florida Gross Receipt Tax		$0.70
Lighting Charges		**$610.16**

Total Current Month's Charges $610.16

Important Messages

Removing Your Envelope. We've noticed that you have been paying your bill electronically lately. To help cut down on clutter and waste, we are no longer including a remittance envelope with your bill. Should you want to mail in your payment, you can request a payment envelope by calling 813-223-0800 or simply use a regular envelope and address it to TECO P.O. Box 31318, Tampa, Florida 33631-3318.

More clean energy to you
Tampa Electric has reduced its use of coal by 94% over the past 20 years and has cut its carbon footprint in half. This is all made possible through investments in technology that help us use more solar and cleaner, domestically produced natural gas to produce electricity. Today, Tampa Electric is the state's top producer of solar energy per customer. In 2022, our solar plants saved customers approximately $80 million in fuel costs. Our diverse fuel mix for the 12-month period ending Sept. 2023 includes Natural Gas 81%, Purchased Power 8%, Solar 8% and Coal 3%.

00000039-0000401-Page 16 of 18

For more information about your bill and understanding your charges, please visit **TampaElectric.com**

Ways To Pay Your Bill

Bank Draft
Visit **TECOaccount.com** for free recurring or one time payments via checking or savings account.

In-Person
Find list of Payment Agents at **TampaElectric.com**

Mail A Check
Payments:
TECO
P.O. Box 31318
Tampa, FL 33631-3318
Mail your payment in the enclosed envelope.

All Other Correspondences:
Tampa Electric
P.O. Box 111
Tampa, FL 33601-0111

Credit or Debit Card
Pay by credit Card using KUBRA EZ-Pay at **TECOaccount.com.** Convenience fee will be charged.

Phone
Toll Free:
866-689-6469

Contact Us

Online:
TampaElectric.com
Phone:
Commercial Customer Care:
866-832-6249
Residential Customer Care:
813-223-0800 (Hillsborough)
863-299-0800 (Polk County)
888-223-0800 (All Other Counties)

Hearing Impaired/TTY:
7-1-1
Power Outage:
877-588-1010
Energy-Saving Programs:
813-275-3909

Please Note: If you choose to pay your bill at a location not listed on our website or provided by Tampa Electric, you are paying someone who is not authorized to act as a payment agent at Tampa Electric. You bear the risk that this unauthorized party will relay the payment to Tampa Electric and do so in a timely fashion. Tampa Electric is not responsible for payments made to unauthorized agents, including their failure to deliver or timely deliver the payment to us. Such failures may result in late payment charges to your account or service disconnection.

Statement Date: November 06, 2023

TECO. TAMPA ELECTRIC AN EMERA COMPANY

TampaElectric.com

PARKWAY CENTER CDD
7461 S FALKENBURG RD. AND S 78TH ST.
RIVERVIEW, FL 33578

Amount Due:	$308.58

Due Date: November 27, 2023
Account #: 221007991963

DO NOT PAY. Your account will be drafted on November 27, 2023

Account Summary

Current Service Period: October 03, 2023 - October 31, 2023

Previous Amount Due	$308.58
Payment(s) Received Since Last Statement	-$308.58
Current Month's Charges	**$308.58**
Amount Due by November 27, 2023	**$308.58**

Amount not paid by due date may be assessed a late payment charge and an additional deposit.

Scan here to view your account online.

DOWNED IS DANGEROUS!

If you see a downed power line, move a safe distance away and call 911. For more safety tips, visit TampaElectric.com/PowerLineSafety

Learn about your newly redesigned bill and get deeper insights about your usage by visiting TECOaccount.com

000000399-0000399-Page 11 of 18

To ensure prompt credit, please return stub portion of this bill with your payment.

TECO. TAMPA ELECTRIC AN EMERA COMPANY

Account #: 221007991963
Due Date: November 27, 2023

Amount Due:	$308.58

Payment Amount: $ _____

658791373466

Your account will be drafted on November 27, 2023

Pay your bill online at TampaElectric.com

See reverse side of your paystub for more ways to pay.

Go Paperless, Go Green! Visit TampaElectric.com/Paperless to enroll now.

PARKWAY CENTER CDD
2005 PAN AM CIRCLE SUITE 300
TAMPA, FL 33607

Mail payment to:
TECO
P.O. BOX 31318
TAMPA, FL 33631-3318

Make check payable to: TECO
Please write your account number on the memo line of your check.

TECO. TAMPA ELECTRIC AN EMERA COMPANY

Service For:
7461 S FALKENBURG RD. AND S 78TH ST.
RIVERVIEW, FL 33578

Account #: 221007991963
Statement Date: November 06, 2023
Charges Due: November 27, 2023

Service Period: Oct 03, 2023 - Oct 31, 2023

Rate Schedule: Lighting Service

Charge Details

Electric Charges

Lighting Service Items LS-1 (Bright Choices) for 29 days

Lighting Energy Charge	*162 kWh @ $0.03511/kWh*	$5.69
Fixture & Maintenance Charge	*6 Fixtures*	$124.38
Lighting Pole / Wire	*6 Poles*	$166.74
Lighting Fuel Charge	*162 kWh @ $0.05169/kWh*	$8.37
Storm Protection Charge	*162 kWh @ $0.01466/kWh*	$2.37
Clean Energy Transition Mechanism	*162 kWh @ $0.00036/kWh*	$0.06
Storm Surcharge	*162 kWh @ $0.00326/kWh*	$0.53
Florida Gross Receipt Tax		$0.44
Lighting Charges		**$308.58**

Total Current Month's Charges **$308.58**

Important Messages

Removing Your Envelope. We've noticed that you have been paying your bill electronically lately. To help cut down on clutter and waste, we are no longer including a remittance envelope with your bill. Should you want to mail in your payment, you can request a payment envelope by calling 813-223-0800 or simply use a regular envelope and address it to TECO P.O. Box 31318, Tampa, Florida 33631-3318.

More clean energy to you
Tampa Electric has reduced its use of coal by 94% over the past 20 years and has cut its carbon footprint in half. This is all made possible through investments in technology that help us use more solar and cleaner, domestically produced natural gas to produce electricity. Today, Tampa Electric is the state's top producer of solar energy per customer. In 2022, our solar plants saved customers approximately $80 million in fuel costs. Our diverse fuel mix for the 12-month period ending Sept. 2023 includes Natural Gas 81%, Purchased Power 8%, Solar 8% and Coal 3%.

00000039-0000399-Page 12 of 18

For more information about your bill and understanding your charges, please visit **TampaElectric.com**

Ways To Pay Your Bill

Bank Draft
Visit **TECOaccount.com** for free recurring or one time payments via checking or savings account.

In-Person
Find list of Payment Agents at **TampaElectric.com**

Mail A Check
Payments:
TECO
P.O. Box 31318
Tampa, FL 33631-3318
Mail your payment in the enclosed envelope.

All Other Correspondences:
Tampa Electric
P.O. Box 111
Tampa, FL 33601-0111

Credit or Debit Card
Pay by credit Card using KUBRA EZ-Pay at **TECOaccount.com**. Convenience fee will be charged.

Phone
Toll Free:
866-689-6469

Contact Us

Online:
TampaElectric.com
Phone:
Commercial Customer Care:
866-832-6249
Residential Customer Care:
813-223-0800 (Hillsborough)
863-299-0800 (Polk County)
888-223-0800 (All Other Counties)

Hearing Impaired/TTY:
7-1-1
Power Outage:
877-588-1010
Energy-Saving Programs:
813-275-3909

Please Note: If you choose to pay your bill at a location not listed on our website or provided by Tampa Electric, you are paying someone who is not authorized to act as a payment agent at Tampa Electric. You bear the risk that this unauthorized party will relay the payment to Tampa Electric and do so in a timely fashion. Tampa Electric is not responsible for payments made to unauthorized agents, including their failure to deliver or timely deliver the payment to us. Such failures may result in late payment charges to your account or service disconnection.

TECO. TAMPA ELECTRIC AN EMERA COMPANY
TampaElectric.com

PARKWAY CENTER CDD
7461 S FALKENBURG RD
RIVERVIEW, FL 33578

Statement Date: November 06, 2023

Amount Due:	$1,127.94

Due Date: November 27, 2023
Account #: 221008055560

DO NOT PAY. Your account will be drafted on November 27, 2023

Account Summary

Current Service Period: October 03, 2023 - October 31, 2023

Previous Amount Due	$1,326.33
Payment(s) Received Since Last Statement	-$1,326.33
Current Month's Charges	**$1,127.94**
Amount Due by November 27, 2023	**$1,127.94**

Amount not paid by due date may be assessed a late payment charge and an additional deposit.

00003472-0007621-Page 1 of 4

Your Energy Insight

Your average daily kWh used was **10.91% higher** than the same period last year.

Your peak billing demand was **0% higher** than the same period last year.

Scan here to view your account online.

Monthly Usage *(kWh)*

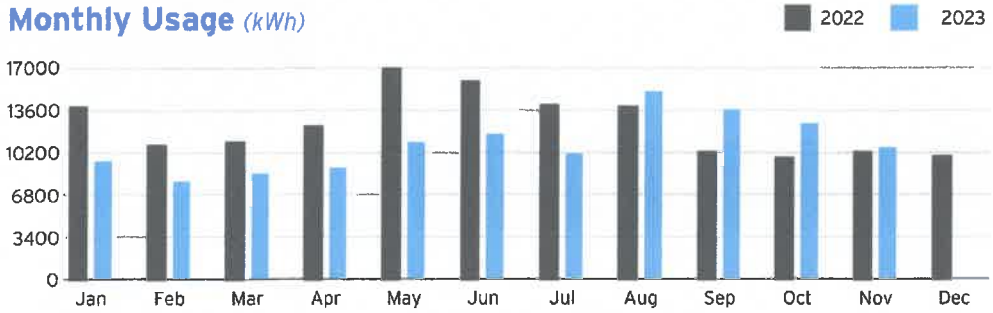

DOWNED IS DANGEROUS!

If you see a downed power line, move a safe distance away and call 911. For more safety tips, visit TampaElectric.com/PowerLineSafety

Learn about your newly redesigned bill and get deeper insights about your usage by visiting TECOaccount.com

---

To ensure prompt credit, please return stub portion of this bill with your payment.

TECO. TAMPA ELECTRIC AN EMERA COMPANY

Received
NOV 10 2023

Account #: 221008055560
Due Date: November 27, 2023

Amount Due:	$1,127.94

Payment Amount: $ _____

658791373467

Your account will be drafted on November 27, 2023

Pay your bill online at TampaElectric.com
See reverse side of your paystub for more ways to pay.

Go Paperless, Go Green! Visit TampaElectric.com/Paperless to enroll now.

00003472 FTECO111062323111410 00000 03 00000000 17975 002
PARKWAY CENTER CDD
2005 PAN AM CIR, STE 120
TAMPA, FL 33607-2529

Mail payment to:
TECO
P.O. BOX 31318
TAMPA, FL 33631-3318

Make check payable to: TECO
Please write your account number on the memo line of your check.

TECO. TAMPA ELECTRIC AN EMERA COMPANY

Service For:
7461 S FALKENBURG RD
RIVERVIEW, FL 33578

Account #: 221008055560
Statement Date: November 06, 2023
Charges Due: November 27, 2023

Meter Read

Meter Location: CLUBHOUSE

Service Period: Oct 03, 2023 - Oct 31, 2023 **Rate Schedule:** General Service Demand - Standard

Meter Number	Read Date	Current Reading	-	Previous Reading	=	Total Used	Multiplier	Billing Period
1000813546	10/31/2023	48,821		38,215		10,606 kWh	1	29 Days
1000813546	10/31/2023	24.24		0		24.24 kW	1	29 Days

Charge Details

Electric Charges

Daily Basic Service Charge	*29 days @ $1.08000*	$31.32
Billing Demand Charge	*24 kW @ $14.13000/kW*	$339.12
Energy Charge	*10,606 kWh @ $0.00736/kWh*	$78.06
Fuel Charge	*10,606 kWh @ $0.05239/kWh*	$555.65
Capacity Charge	*24 kW @ -$0.06000/kW*	-$1.44
Storm Protection Charge	*24 kW @ $0.62000/kW*	$14.88
Energy Conservation Charge	*24 kW @ $0.88000/kW*	$21.12
Environmental Cost Recovery	*10,606 kWh @ $0.00084/kWh*	$8.91
Clean Energy Transition Mechanism	*24 kW @ $1.12000/kW*	$26.88
Storm Surcharge	*10,606 kWh @ $0.00238/kWh*	$25.24
Florida Gross Receipt Tax		$28.20
Electric Service Cost		**$1,127.94**

Total Current Month's Charges $1,127.94

Avg kWh Used Per Day

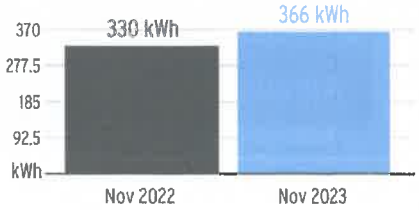

Billing Demand (kW)

00003472-0007621-Page 2 of 4

For more information about your bill and understanding your charges, please visit **TampaElectric.com**

Ways To Pay Your Bill

Bank Draft
Visit **TECOaccount.com** for free recurring or one time payments via checking or savings account.

In-Person
Find list of Payment Agents at **TampaElectric.com**

Mail A Check
Payments:
TECO
P.O. Box 31318
Tampa, FL 33631-3318
Mail your payment in the enclosed envelope.

All Other Correspondences:
Tampa Electric
P.O. Box 111
Tampa, FL 33601-0111

Credit or Debit Card
Pay by credit Card using KUBRA EZ-Pay at **TECOaccount.com.** Convenience fee will be charged.

Phone
Toll Free:
866-689-6469

Contact Us

Online:
TampaElectric.com
Phone:
Commercial Customer Care:
866-832-6249
Residential Customer Care:
813-223-0800 (Hillsborough)
863-299-0800 (Polk County)
888-223-0800 (All Other Counties)

Hearing Impaired/TTY:
7-1-1
Power Outage:
877-588-1010
Energy-Saving Programs:
813-275-3909

Please Note: If you choose to pay your bill at a location not listed on our website or provided by Tampa Electric, you are paying someone who is not authorized to act as a payment agent at Tampa Electric. You bear the risk that this unauthorized party will relay the payment to Tampa Electric and do so in a timely fashion. Tampa Electric is not responsible for payments made to unauthorized agents, including their failure to deliver or timely deliver the payment to us. Such failures may result in late payment charges to your account or service disconnection.

Received
NOV 03 2023

BURR FORMAN LLP

results matter

REMITTANCE ADDRESS
Post Office Box 830719
Birmingham, Alabama 35283-0719
Main: (205) 251-3000
https://www.BURR.com/payment/
Tax ID #63-0322727

PARKWAY CENTER CDD
c/o MERITUS CORP.
2005 PAN AM CIRCLE, STE 300
TAMPA, FL 33607-2529

31 Oct 2023
Invoice # 1426820
Bill Atty: S. Steady
As of 09/30/23

1202882 PARKWAY CENTER CDD
0002817 Parkway General File

BILL SUMMARY THROUGH SEPTEMBER 30, 2023

Professional Services	$520.00
TOTAL DUE THIS BILL	**$520.00**

WIRING INSTRUCTIONS:
Burr & Forman LLP Operating Account Wiring Instructions
Fees and Expenses Only

Account Name:	Burr & Forman LLP 420 North 20th Street, Suite 3400 Birmingham, Alabama 35203
Financial Institution:	Synovus Bank 1137 1st Avenue Columbus, GA 31901
Domestic Wire and ACH ABA No.:	061100606
Account Number:	1005853518
International Wires SWIFT BIC:	FICOUS44
Burr & Forman Tax ID:	63-0322727

Please list the Invoice Number and Client-Matter Number in the Reference field.

Should you need assistance, please email ***AccountsReceivable@burr.com***.

REMITTANCE COPY

PLEASE INCLUDE THE INVOICE NUMBER or CLIENT ID WITH YOUR PAYMENT

For your convenience, pay online at https://www.Burr.com/payment (Bank Draft or Credit Card)

Please direct inquiries to Ereina Guzman at eguzman@burr.com or BFReceivables@burr.com

BURR & FORMAN LLP

1202882 PARKWAY CENTER CDD
0002817 Parkway General File

31 Oct 2023
Invoice # 1426820
Page 2

PARKWAY CENTER CDD
c/o MERITUS CORP.
2005 PAN AM CIRCLE, STE 300
TAMPA, FL 33607-2529

31 Oct 2023
Invoice # 1426820
Bill Atty: S. Steady
As of 09/30/23

EMPLOYER I.D. #63-0322727

1202882 PARKWAY CENTER CDD
0002817 Parkway General File

Date	Description	Tkpr	Hours	Rate	Value
09/11/23	Follow-up email regarding propane.	SIS	0.20	325.00	$65.00
09/12/23	Emails with Gene that propane company is not going to revise their contract to address my changes.	SIS	0.20	325.00	$65.00
09/14/23	Email from Gene regarding withholding payment for landscaping; email Gene; call with Gene to discuss strategy.	SIS	0.40	325.00	$130.00
09/24/23	Email update to auditor; respond to Gene's question regarding ownership of property surrounding former eagle nest property; email from resident regarding pond banks; email to Gene.	SIS	0.80	325.00	$260.00
	Total Services				$520.00

Total Services and Disbursements	$520.00
TOTAL NOW DUE	$520.00

BURR & FORMAN LLP

1202882 PARKWAY CENTER CDD
0002817 Parkway General File

31 Oct 2023
Invoice # 1426820
Page 3

SUMMARY OF SERVICES

Name	Rate	Hours	Amount
Scott I. Steady	$325.00	1.60	$520.00
TOTALS		1.60	$520.00

Received
NOV 20 2023

Please remit your check together with the Payment Slip from the last page of this invoice.

DKS Cellular Subscription

INVOICE

INVOICE#
2134941
INVOICE DATE
November 14, 2023

Monica Alvarez
Parkway Center CDD
2005 Pan Am Circle
Suite 300
Tampa, FL 33607

User ID: **ParkwayCenter**

Period Starts: October 14, 2023
Period Ends: November 13, 2023

Previous Balance:	$32.95	***Note: All $ amounts are in US Dollars.***
Payment Received:	($32.95)	
New Charges:	$32.95	
Total Amount Due:	**$32.95 USD**	**Due upon receipt**

Payments

Date	Details	Amount
11/2/2023	Check received	($32.95)

Cell Systems

From	To	Name	Phone	MC	Min	Transfer	Amount
10/14/2023	11/13/2023		813 230 5734	9999	0	11	$32.95

Summary	Total Amount Due
This amount is due upon receipt	$32.95 USD

Cut along the dotted line and include with the check.
Please also write the Invoice Number (" **2134941** ") on your check.

Invoice#	2134941
Dated	November 14, 2023
User ID	ParkwayCenter
Period Starts:	October 14, 2023
Period Ends:	November 13, 2023
Amount Due:	**$32.95 USD**

Payment To:
DoorKing Inc.
IM Server Payments
120 S. Glasgow Avenue
Inglewood, CA 90301

Invoice

First Choice Aquatic Weed Management, LLC

P.O. Box 593258
Orlando, FL 32859

Phone: 407-859-2020
Fax: 407-859-3275

Date	Invoice #
10/31/2023	90046

Bill To
Parkway Center CDD c/o Inframark 2005 Pan Am Circle Dr., Ste. 300 Tampa, FL 33067

Customer P.O. No.	Payment Terms	Due Date
	Net 30	11/30/2023

Description	Amount
Supply & Install (5,691) @ $.69 each of bareroot gulf spikerush, (3) rows with 1ft centers for pond 1. Completed 09/2023	3,926.79

Thank you for your business.

Total	$3,926.79
Payments/Credits	$0.00
Balance Due	$3,926.79

Invoice

Landscape Maintenance Professionals, Inc.℠

Corporate Office
PO Box 267
Seffner, FL 33583

813-757-6500
813-757-6501

Date	Invoice #
11/7/2023	179875

Bill To:

Parkway Center CDD
c/oInframark
210 N University Dr #702
Coral Springs, FL 33071

Property Information

Estimate #	Work Order #	PO / PA #

Description	Qty	Rate	Amount
Irrigation inspection repairs completed on 11-1-2023			
Irrigation parts	1	81.01	81.01
labor: 2 men @ $ 130.00 per hour	1	130.00	130.00
Irrigation inspection repairs needed:			
Replaced 4 broken or leaking 6 inch spray heads.			
Replaced 6 clogged or damaged spray nozzles.			
Repaired 1/2 inch line leak at spray head.			

Controller D - Sanctuary - see attached map.

Total	$211.01
Payments/Credits	$0.00
Balance Due	$211.01

Questions regarding this invoice? Please e-mail arpayments@lmppro.com or call 813-757-6500 and ask for Accounts Receivable.

Terms	Due Date
Net 30	12/7/2023

LMP Landscape Maintenance Professionals, Inc.

P.O. 267 Seffner, Florida 33583 * (813)757-6500 Fax: (813)757-6501 * www.lmppro.com

Property: PARKWAY

Date	11-1-23
Technician	Ismael Bello
Arrive/ Depart	730 Am /

Clock To Pinebeeze

Clock Type/ #	D ESP-MC SANCTUARY						
Battery Date		Confirm Time/ Date	Y	Time/Date Adjust	Y	N	
Rain Sensor	ok	bad		Battery Replaced	Y	N	

Notes:

Start		Sun	Mon	Tue	Wed	Thu	Fri	Sat
Pgm A	1				A		A	A
12 Am	2							
Pgm B	1				b			b
930 Pm	2							
Pgm C	1	C	C	C	C	C	C	C
6 Pm	2							
Pgm D	1							
	2							

Zone #	Type	Programs A	B	C	D	Zone Information
1	R	45				broken PIPE Inch
2	S	30				
3	RD	45				
4	S	20				
5	S	10		10		
6	S	20				Nozzle 2
7	S	20				
8	S	15				
9	S	15				
10	S	10				
11	S	10				Nozzle 2
12	S	05				
13	b			10		
14	S			20		PIPE broken 1/2 1 COUPLING
15	S		30			6 Inch POP UPS 3
16	S		30			
17	S		30			6 Inch POP UPS 1
18	S		30			Nozzle 2
19	b		30			
20						
21						
22						
23						
24						
Season Adjust %						
Run Time						

Please make additional notes on the reverse side of this report - Use extra report as needed for programming information

Technician Use Only (Use Standard Invoice forms for additional charges)

Labor	Hrs	Rate	Amount
Supervisor: Ismael Bello	1 Hrs	65.00	65.00
Technician: Juan M	1 Hrs	65.00	65.00
		Total Labor Charges	$130.00

Materials	QTY	Unit	Extended
Nozzle	10	1.90	19.00
6 Inch Pop UPS	4	13.25	53.00
couplings 1/2	1	0.49	
couplings Inch	1	1.07	
NDS118x010	1	7.50	

Total Materials	$ 81.01
Total Labor	$ 130.00
Grand Total	$ 211.01

Bill To:

Untitled Map

Write a description for your map.

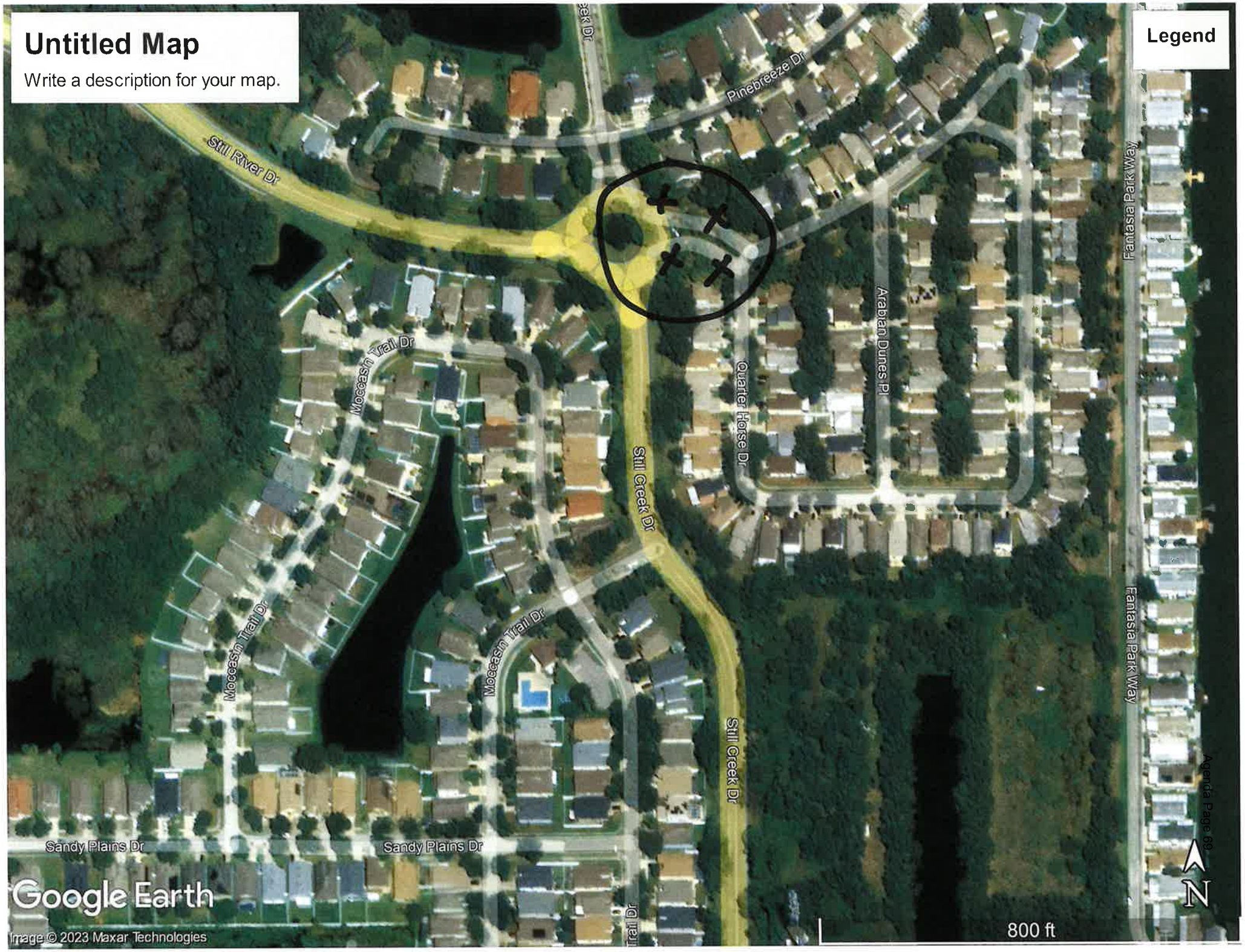

Invoice

Landscape Maintenance Professionals, Inc.℠

Corporate Office
PO Box 267
Seffner, FL 33583

813-757-6500
813-757-6501

Date	Invoice #
11/7/2023	179876

Bill To:

Parkway Center CDD
c/oInframark
210 N University Dr #702
Coral Springs, FL 33071

Property Information

Estimate #	Work Order #	PO / PA #

Description	Qty	Rate	Amount
Irrigation repair completed on 11-1-2023			
Irrigation parts	1	50.81	50.81
Labor: 2 men @ $ 130.00 per hour	2	130.00	260.00
Repaired 2 inch main line leak and 1 1/2 inch line leak.			

See attached map - Still River Dr. at round-a-bout.

Total	$310.81
Payments/Credits	$0.00
Balance Due	$310.81

Questions regarding this invoice? Please e-mail arpayments@lmppro.com or call 813-757-6500 and ask for Accounts Receivable.

Terms	Due Date
Net 30	12/7/2023

Irrigation Service/Proposal Request

Property: PARKWAY	DATE 11-1 23
Location	

Emergency?

Work Ordered By:

Field Contact if any:

Phone FSR/PROPOSAL #

Description of Work to be performed:

MAinLiner broken 2 INCH TO 1 1/2 =

Materials needed :

1	401-020 = 4.90		1 = 437-251 = 3.01	
1	429-020 = 2.43			
1	NDS118-20 = 22.75			
2	436-015 = 1.98	(3.96)	4 KinS-TAN = 1.34	(5.36)
1	429.015 = 1.63	(3.26)		
2	406=015 = 2.57	(5.14)		

Foreman: Ismael Bello	Special Tools Needed:
Manager	65.00
Date Completed	65.00
Total Man Hours 2 Hrs	LAbor $ 260.00
Inspected by	Materials 50.81
Date	TOTAL 310.81

Untitled Map

Write a description for your map.



Invoice

Landscape Maintenance Professionals, Inc.℠

Corporate Office
PO Box 267
Seffner, FL 33583

813-757-6500
813-757-6501

Date	Invoice #
11/7/2023	179877

Bill To:
Parkway Center CDD c/oInframark 210 N University Dr #702 Coral Springs, FL 33071

Property Information

Estimate #	Work Order #	PO / PA #

Description	Qty	Rate	Amount
Irrigation repair completed on 11-1-2023			
Irrigation parts	1	25.75	25.75
Labor: 2 men @ $ 130.00 per hour	0.5	130.00	65.00
Replaced faulty Hunter 24V solenoid.			

See attached map - Still Creek Dr. by Moccasin Trail Dr.

Total	$90.75
Payments/Credits	$0.00
Balance Due	$90.75

Questions regarding this invoice? Please e-mail arpayments@lmppro.com or call 813-757-6500 and ask for Accounts Receivable.

Terms	Due Date
Net 30	12/7/2023

Irrigation Service/Proposal Request

Property: PARKWAY	DATE 11-1-23
Location Zone 34	TOWNE LAKE

Emergency?

Work Ordered By:

Field Contact if any:

Phone FSR/PROPOSAL #

Description of Work to be performed:

bad solenoids

Materials needed :

1 606800 = 25.75

Foreman: Ismael Bello	Special Tools Needed:
Manager	65.00
Date Completed	65.00
Total Man Hours 30 mins	Labor 65.00
Inspected by	materials = 25.75
Date	TOTAL 90.75

Untitled Map

Write a description for your map.



Invoice

Landscape Maintenance Professionals, Inc.℠

Corporate Office
PO Box 267
Seffner, FL 33583

813-757-6500
813-757-6501

Date	Invoice #
11/20/2023	180026

Bill To:
Parkway Center CDD c/oInframark 210 N University Dr #702 Coral Springs, FL 33071

Property Information

Estimate #	Work Order #	PO / PA #
85752		100431-100695

Description	Qty	Rate	Amount
Installation of mulch for CDD.			
All work includes, clean-up, removal, and disposal of debris generated during the course of work.			
Mulch - Pine Bark/ Mini CY	650	56.00	36,400.00

			Total	$36,400.00
Questions regarding this invoice? Please e-mail arpayments@lmppro.com or call 813-757-6500 and ask for Accounts Receivable.	*Terms*	*Due Date*	Payments/Credits	$0.00
	Net 30	12/20/2023	Balance Due	$36,400.00

NANCY C. MILLAN
HILLSBOROUGH COUNTY TAX COLLECTOR

hillstax.org

2023 HILLSBOROUGH COUNTY NOTICE OF AD VALOREM TAXES AND NON-AD VALOREM ASSESSMENTS

Account No.: A0491040000

Account Name Address: PARKWAY CENTER CDD
C/O DISTRICT MANAGEMENT SERVICES LLC
2005 PAN AM CIR STE 120
TAMPA FL 33607-2529

Legal Description: ALL SEC 13 LESS E 1/2 OF NE 1/4 OF NW1/4 OF NW1/4 AND LESS E 1/2 OF SE 1/4 OF SE 1 /4 AND LESS SE1/4 OF SW 1/4 OF SE 1/4 AND LESS E 1...

Property Location:
S FALKENBURG RD
RIVERVIEW 33578

Ad Valorem Taxes

Taxing Authority	Telephone	Assessed Value	Exempt Value	Taxable Value	Millage	Tax Amount
COUNTY OPERATING	813-272-5890	3,420	3,420	0	5.7309	0.00
ENVIRONMENTAL LAND	813-272-5890	3,420	3,420	0	0.0604	0.00
COUNTY M.S.T.U.	813-272-5890	3,420	3,420	0	4.3745	0.00
LIBRARY-SERVICE	813-273-3660	3,420	3,420	0	0.5583	0.00
PARK BONDS - UNINCORPORATED	813-272-5890	3,420	3,420	0	0.0259	0.00
SCHOOL - LOCAL	813-272-4064	3,420	3,420	0	2.2480	0.00
SCHOOL - STATE	813-272-4064	3,420	3,420	0	3.1520	0.00
PORT AUTHORITY	813-905-5132	3,420	3,420	0	0.0770	0.00
HILLS CO TRANSIT AUTHORITY	813-384-6583	3,420	3,420	0	0.5000	0.00
CHILDRENS BOARD	813-229-2884	3,420	3,420	0	0.4589	0.00
WATER MANAGEMENT	352-796-7211	3,420	3,420	0	0.2043	0.00

Total Millage: 17.3902 **Total Ad Valorem Taxes: $$0.00**

Non-Ad Valorem Taxes

Taxing Authority	Telephone	Tax Amount
FLORIDA GREEN FINANCE AUTHORITY	561-668-2219	1,794.09
PARKWAY CENTER CDD	954-603-0034	0.00
STORMWATER MANAGEMENT	813-635-5400	0.00

Total Non-Ad Valorem Assessments: $1,794.09 **Combined Taxes & Assessments: $1,794.09**

↓ Detach below portion and return it with your payment. ↓

Nancy C. Millan, Hillsborough County Tax Collector **2023 Notice of Ad Valorem Taxes and Non-Ad Valorem Assessments**

Account No.: A0491040000	Tax District: U	Escrow:	Assessed Value: 3,420	Exemptions: GO

ONLY PAY ONE AMOUNT
Postmarks not accepted after March 31st.

If postmarked by	Amount Due
Nov. 30, 2023	$1,794.09
Dec. 31, 2023	$1,794.09
Jan. 31, 2024	$1,794.09
Feb. 29, 2024	$1,794.09
Mar. 31, 2024	$1,794.09

SAVE A STAMP & PAY ONLINE!
SCAN QR CODE WITH SMARTPHONE

Received
NOV 02 2023

PARKWAY CENTER CDD
C/O DISTRICT MANAGEMENT SERVICES LLC
2005 PAN AM CIR STE 120
TAMPA FL 33607-2529

Remember to write your account number on your check.
Make checks payable in US funds to:
Nancy C. Millan, Tax Collector
PO Box 30012
Tampa FL 33630-3012

1 A0491040000 2023 0

NAVITAS CREDIT CORP.
A UNITED COMMUNITY BANK COMPANY

201 EXECUTIVE CENTER DR., SUITE 100
COLUMBIA, SC 29210

Return Service Requested

Invoice Date: 10/04/2023

Remittance Section

Contract Number:	41082792
Due Date:	10/25/2023
Amount Due:	**$319.46**

This statement is for information purposes only. We will be debiting the bank account you provided to us for the amount due on the due date as specified above.

PARKWAY CENTER COMMUNITY DEVELOPMENT DISTRICT
NORTHWOOD CDD
2005 PAN AM CIR STE 300
TAMPA FL 33607-6008

000410827922023100400000319466

Keep lower portion for your records - Please return upper portion with your payment.

NAVITAS CREDIT CORP.
A UNITED COMMUNITY BANK COMPANY

PH: 888-978-6353

DUE DATE	CONTRACT NO.	EQUIPMENT DESCRIPTION
10/25/2023	41082792	FITNESS EQUIPMENT
CUSTOMER NAME		
PARKWAY CENTER COMMUNITY DEVELOPMENT DISTRICT		

Important Messages

INTRODUCING... **http://my.navitascredit.com**

Managing your account at Navitas has never been easier. Your secure sign-on lets you access your account when it's convenient for you. 24X7 service at my.navitascredit.com is now a simple click away.

- Update Account Information
- Manage Payments
- Download Invoices
- Access Additional Credit

Register Today at: **http://my.navitascredit.com**
Click the Link Above

.

CONTRACT NUMBER	DESCRIPTION	DUE DATE	PAYMENT AMOUNT	SALES/ USE TAX	LATE CHARGE	INSURANCE CHARGES	OTHER CHARGES	TOTAL AMOUNT
41082792-1	Contract Payment	10/25/2023	$298.61			$20.85		$319.46
		SUBTOTALS:	**$298.61**			**$20.85**		**$319.46**

Have you moved or changed your phone number or email address?

Please log onto my.navitascredit.com or email customerservice@navitascredit.com

Your Opinion Matters

Navitas values your opinion; the more we listen to our customers, the better we can satisfy their equipment financing needs. Please take a few minutes to let us know how we are doing. Click the link below to get started.

https://engage.navitascredit.com/Satisfaction-Survey

Thank you for your business!

IMPORTANT REMINDER: Enclose remittance slip with your check and remit to the address shown below for payments to ensure accurate and timely processing of your payment. For prompt review and handling, please send other correspondence and notices separately to the attention of: **NAVITAS CREDIT CORP. 201 EXECUTIVE CENTER DR. SUITE 100 COLUMBIA, SC 29210**

NAVITAS CREDIT CORP.
A UNITED COMMUNITY BANK COMPANY

PH: 888-978-6353

DUE DATE	CONTRACT NO.	EQUIPMENT DESCRIPTION
10/25/2023	41082792	FITNESS EQUIPMENT
CUSTOMER NAME		
PARKWAY CENTER COMMUNITY DEVELOPMENT DISTRICT		

For Payments

Online: http://my.navitascredit.com

By Check:

NAVITAS CREDIT CORP.
PO BOX 935204
ATLANTA, GA 311935204

To Reach Us:

- By phone: 888-978-6353
- Customer service hours of operation: 8:30 AM to 5:00 PM, Mon-Fri Eastern Time
- By e-mail: customerservice@navitascredit.com
- For correspondence other than payments:

NAVITAS CREDIT CORP.
201 EXECUTIVE CENTER DR.
SUITE 100
COLUMBIA, SC 29210

For 24/7 online support, visit us @ http://my.navitascredit.com

NAVITAS CREDIT CORP.
A UNITED COMMUNITY BANK COMPANY

201 EXECUTIVE CENTER DR., SUITE 100
COLUMBIA, SC 29210

Return Service Requested

Invoice Date: 11/04/2023

Remittance Section

Contract Number:	41082792
Due Date:	11/25/2023
Amount Due:	**$319.46**

This statement is for information purposes only. We will be debiting the bank account you provided to us for the amount due on the due date as specified above.

PARKWAY CENTER COMMUNITY DEVELOPMENT DISTRICT
NORTHWOOD CDD
2005 PAN AM CIR STE 300
TAMPA FL 33607-6008

000410827922023110400000319465

Keep lower portion for your records - Please return upper portion with your payment.

NAVITAS CREDIT CORP.
A UNITED COMMUNITY BANK COMPANY

DUE DATE	CONTRACT NO.	EQUIPMENT DESCRIPTION
11/25/2023	41082792	FITNESS EQUIPMENT
CUSTOMER NAME		
PARKWAY CENTER COMMUNITY DEVELOPMENT DISTRICT		

PH: 888-978-6353

Important Messages

INTRODUCING... http://my.navitascredit.com

Managing your account at Navitas has never been easier. Your secure sign-on lets you access your account when it's convenient for you. 24X7 service at my.navitascredit.com is now a simple click away.

- Update Account Information
- Manage Payments
- Download Invoices
- Access Additional Credit

Register Today at: http://my.navitascredit.com
Click the Link Above

.

CONTRACT NUMBER	DESCRIPTION	DUE DATE	PAYMENT AMOUNT	SALES/ USE TAX	LATE CHARGE	INSURANCE CHARGES	OTHER CHARGES	TOTAL AMOUNT
41082792-1	Contract Payment	11/25/2023	$298.61			$20.85		$319.46
		SUBTOTALS:	**$298.61**			**$20.85**		**$319.46**

Have you moved or changed your phone number or email address?

Please log onto my.navitascredit.com or email customerservice@navitascredit.com

Your Opinion Matters

Navitas values your opinion; the more we listen to our customers, the better we can satisfy their equipment financing needs. Please take a few minutes to let us know how we are doing. Click the link below to get started.

https://engage.navitascredit.com/Satisfaction-Survey

Thank you for your business!

IMPORTANT REMINDER: Enclose remittance slip with your check and remit to the address shown below for payments to ensure accurate and timely processing of your payment. For prompt review and handling, please send other correspondence and notices separately to the attention of: **NAVITAS CREDIT CORP. 201 EXECUTIVE CENTER DR. SUITE 100 COLUMBIA, SC 29210**

NAVITAS CREDIT CORP.
A UNITED COMMUNITY BANK COMPANY

PH: 888-978-6353

DUE DATE	CONTRACT NO.	EQUIPMENT DESCRIPTION
11/25/2023	41082792	FITNESS EQUIPMENT
CUSTOMER NAME		
PARKWAY CENTER COMMUNITY DEVELOPMENT DISTRICT		

For Payments

Online: http://my.navitascredit.com

By Check:

NAVITAS CREDIT CORP.
PO BOX 935204
ATLANTA, GA 311935204

To Reach Us:

- By phone: 888-978-6353
- Customer service hours of operation: 8:30 AM to 5:00 PM, Mon-Fri Eastern Time
- By e-mail: customerservice@navitascredit.com
- For correspondence other than payments:

NAVITAS CREDIT CORP.
201 EXECUTIVE CENTER DR.
SUITE 100
COLUMBIA, SC 29210

For 24/7 online support, visit us @ http://my.navitascredit.com

NAVITAS CREDIT CORP.
A UNITED COMMUNITY BANK COMPANY

201 EXECUTIVE CENTER DR., SUITE 100
COLUMBIA, SC 29210

Return Service Requested

Invoice Date: 11/04/2023

Remittance Section

Contract Number:	40819292
Due Date:	11/25/2023
Amount Due:	**$804.78**

This statement is for information purposes only. We will be debiting the bank account you provided to us for the amount due on the due date as specified above.

PARKWAY CENTER COMMUNITY DEVELOPMENT DISTRICT
2005 PAN AM CIRCLE SUITE 300
TAMPA FL 33607-6008

000408192922023110400000804789

Keep lower portion for your records - Please return upper portion with your payment.

NAVITAS CREDIT CORP.
A UNITED COMMUNITY BANK COMPANY

PH: 888-978-6353

DUE DATE	CONTRACT NO.	EQUIPMENT DESCRIPTION
11/25/2023	40819292	FITNESS EQUIPMENT PER SCHEDULE "A"
CUSTOMER NAME		
PARKWAY CENTER COMMUNITY DEVELOPMENT DISTRICT		

Important Messages

INTRODUCING... http://my.navitascredit.com

Managing your account at Navitas has never been easier. Your secure sign-on lets you access your account when it's convenient for you. 24X7 service at my.navitascredit.com is now a simple click away.

- Update Account Information
- Manage Payments
- Download Invoices
- Access Additional Credit

Register Today at: http://my.navitascredit.com
Click the Link Above

.

CONTRACT NUMBER	DESCRIPTION	DUE DATE	PAYMENT AMOUNT	SALES/ USE TAX	LATE CHARGE	INSURANCE CHARGES	OTHER CHARGES	TOTAL AMOUNT
40819292-1	Contract Payment	11/25/2023	$766.03			$38.75		$804.78
		SUBTOTALS:	**$766.03**			**$38.75**		**$804.78**

Have you moved or changed your phone number or email address?

Please log onto my.navitascredit.com or email customerservice@navitascredit.com

Your Opinion Matters

Navitas values your opinion; the more we listen to our customers, the better we can satisfy their equipment financing needs. Please take a few minutes to let us know how we are doing. Click the link below to get started.

https://engage.navitascredit.com/Satisfaction-Survey

Thank you for your business!

IMPORTANT REMINDER: Enclose remittance slip with your check and remit to the address shown below for payments to ensure accurate and timely processing of your payment. For prompt review and handling, please send other correspondence and notices separately to the attention of: **NAVITAS CREDIT CORP. 201 EXECUTIVE CENTER DR. SUITE 100 COLUMBIA, SC 29210**

NAVITAS CREDIT CORP.
A UNITED COMMUNITY BANK COMPANY

PH: 888-978-6353

DUE DATE	CONTRACT NO.	EQUIPMENT DESCRIPTION
11/25/2023	40819292	FITNESS EQUIPMENT PER SCHEDULE "A"
CUSTOMER NAME		
PARKWAY CENTER COMMUNITY DEVELOPMENT DISTRICT		

For Payments

Online: http://my.navitascredit.com

By Check:

NAVITAS CREDIT CORP.
PO BOX 935204
ATLANTA, GA 311935204

To Reach Us:

- By phone: 888-978-6353
- Customer service hours of operation: 8:30 AM to 5:00 PM, Mon-Fri Eastern Time
- By e-mail: customerservice@navitascredit.com
- For correspondence other than payments:

NAVITAS CREDIT CORP.
201 EXECUTIVE CENTER DR.
SUITE 100
COLUMBIA, SC 29210

For 24/7 online support, visit us @ http://my.navitascredit.com

CHECK REQUEST FORM
Parkway Center

Date:	11/6/2023
Invoice#:	10312023-1
Vendor#:	V00115
Vendor Name:	Parkway Center
Pay From:	Wells Fargo Acct# 1958
Description:	Series 2008 - FY 23 Tax Dist. ID 642 excess fees
Code to:	200.103200.1000
Amount:	**$1,417.61**

11/6/2023

Requested By: Teresa Farlow

PARKWAY CENTER CDD
DISTRICT CHECK REQUEST

Today's Date	10/31/2023
Check Amount	**$1,417.61**
Payable To	Parkway Center CDD
Check Description	Series 2008 - FY 22 Tax Dist. ID 642/excess fees
Special Instructions	Do not mail. Please give to Eric Davidson

(Please attach all supporting documentation: invoices, receipts, etc.)

Eric
Authorization

DM			
Fund	001		
G/L	20702		
Object Code			
Chk #		Date	

PARKWAY CENTER CDD

TAX REVENUE RECEIPTS AND TRANSFER SCHEDULE
Fiscal Year 2023, Tax Year 2022

	Dollar Amounts	FY 2023	
Net O&M	$ 959,999.97	53.21%	0.532074
Net DS '18-1	$ 381,955.70	21.17%	0.211696
Net DS '08	$ 172,873.92	9.58%	0.095814
Net DS '18-2	$ 289,431.87	16.04%	0.160416
Net Total	**1,804,261.46**	**100.00%**	**1.000000**

Date Received	Amount Received	53.21% Raw Numbers Operations Revenue	53.21% Rounded Operations Revenue	21.17% Raw Numbers 2018-1 Debt Service Revenue	21.17% Rounded 2018-1 Debt Service Revenue	9.58% Raw Numbers 2008 Debt Service Revenue	9.58% Rounded 2008 Debt Service Revenue	16.04% Raw Numbers 2018-2 AMENITY Debt Service Revenue	16.04% Rounded 2018-2 AMENITY Debt Service Revenue	Proof	Date Transferred / Distribution ID	Notes / CDD check
11/3/2022	15,775.88	8,393.94	8,393.94	3,339.69	3,339.69	1,511.55	1,511.55	2,530.70	2,530.70	-	595	5907
11/16/2022	84,018.50	44,704.06	44,704.06	17,786.38	17,786.38	8,050.15	8,050.15	13,477.91	13,477.91	-	598	5907
11/22/2022	46,159.57	24,560.31	24,560.31	9,771.80	9,771.80	4,422.73	4,422.73	7,404.73	7,404.73	-	599	5907
11/28/2022	107,230.45	57,054.53	57,054.53	22,700.26	22,700.26	10,274.18	10,274.18	17,201.48	17,201.48	-	600	5945
12/6/2022	1,388,579.19	738,826.88	738,826.88	293,956.66	293,956.66	133,045.33	133,045.33	222,750.32	222,750.32	-	602	5931/5931/5932
12/13/2022	24,775.85	13,182.59	13,182.59	5,244.95	5,244.95	2,373.87	2,373.87	3,974.44	3,974.44	-	604	5961
1/5/2023	90,287.74	48,039.76	48,039.76	19,113.55	19,113.55	8,650.83	8,650.83	14,483.60	14,483.60	-	606	5979
2/3/2023	15,880.06	8,449.37	8,449.37	3,361.75	3,361.75	1,521.53	1,521.53	2,547.42	2,547.42	(0.01)	610	5982
1/23/2023	801.60	426.51	426.51	169.70	169.70	76.80	76.80	128.59	128.59	-	Interest	5993
3/2/2023	6,354.39	3,381.01	3,381.01	1,345.20	1,345.20	608.84	608.84	1,019.35	1,019.35	(0.01)	613	6004
4/6/2023	21,412.65	11,393.11	11,393.11	4,532.97	4,532.97	2,051.63	2,051.63	3,434.93	3,434.93	0.01	616	6034
4/11/2023	65.30	34.74	34.74	13.82	13.82	6.26	6.26	10.48	10.48	-	Interest	6050
5/5/2023	6,639.10	3,532.49	3,532.49	1,405.47	1,405.47	636.12	636.12	1,065.02	1,065.02	-	620	6050
6/6/2023	6,133.87	3,263.67	3,263.67	1,298.52	1,298.52	587.71	587.71	983.97	983.97	-	624	6077
6/16/2023	15,693.06	8,349.87	8,349.87	3,322.16	3,322.16	1,503.61	1,503.61	2,517.42	2,517.42	-	626	6077
7/25/2023	36.16	19.24	19.24	7.65	7.65	3.46	3.46	5.80	5.80	0.01		6128
10/31/2023	14,795.45	7,872.27	7,872.27	3,132.14	3,132.14	1,417.61	1,417.61	2,373.43	2,373.43	-	642/excess fees	
TOTAL	**1,844,638.82**	981,484.36	981,484.36	390,502.66	390,502.66	176,742.22	176,742.22	295,909.58	295,909.58	-		
Net Total on Roll	1,804,261.46		959,999.97		381,955.70		172,873.92	289,431.87	289,431.87			
Collection Surplus / (Deficit)	40,377.36		21,484.39		8,546.96		3,868.30	6,477.72	6,477.72			

ANNUAL REPORT OF EXCESS FEES
Year Ended September 30, 2023
Hillsborough County Tax Collector

Distribution ID	Period Start Date	Period End Date	Agency Code	Funding Agency	Excess Fees
642	10/1/2022	9/30/2023	FNSD 00034	**PARKWAY CENTER CDD**	**14,795.45**
642	10/1/2022	9/30/2023	FNSD 00035	PINE HOLLOW SDD	99.37
642	10/1/2022	9/30/2023	FNSD 00059	PINE MEADOWS SDD	60.86
642	10/1/2022	9/30/2023	FA400	PORT AUTHORITY	90,195.96
642	10/1/2022	9/30/2023	FNRW 00001	RECLAIMED WATER	4,181.53
642	10/1/2022	9/30/2023	FNSD 00134	RESERVE AT PRADERA CDD	6,526.79
642	10/1/2022	9/30/2023	FNSD 00156	RHODINE ROAD NORTH CDD	6,846.05
642	10/1/2022	9/30/2023	FNSD 00095	RIVERBEND CDD	11,612.15
642	10/1/2022	9/30/2023	FNSD 00138	RIVERBEND WEST CDD	6,052.74
642	10/1/2022	9/30/2023	FNSD 00063	RIVERCREST CDD	15,987.42
642	10/1/2022	9/30/2023	FA310	SCHOOL I-SF	2.81
642	10/1/2022	9/30/2023	FNSD 00151	SHELL POINT CDD	12,083.87
642	10/1/2022	9/30/2023	FNSD 00146	SHERWOOD MANOR CDD	6,563.41
642	10/1/2022	9/30/2023	FNSD 00087	SOUTH BAY CDD	7,319.07
642	10/1/2022	9/30/2023	FNSD 00161	SOUTH CREEK CDD	4,127.05
642	10/1/2022	9/30/2023	FNSD 00075	SOUTH FORK CDD	4,831.49
642	10/1/2022	9/30/2023	FNSD 00088	SOUTH FORK EAST CDD	18,186.41
642	10/1/2022	9/30/2023	FNSD 00140	SOUTH FORK III	23,774.81
642	10/1/2022	9/30/2023	FNSD 00029	SOUTH POINTE SDD	43.39
642	10/1/2022	9/30/2023	FNSD 00148	SOUTHSHORE BAY CDD	251.18
642	10/1/2022	9/30/2023	FNSD 00150	SPENCER CREEK	6,876.95
642	10/1/2022	9/30/2023	FNSD 00115	SPRING LAKE CDD	17,278.64
642	10/1/2022	9/30/2023	FNSD 00093	STONEBRIER CDD	8,717.96
642	10/1/2022	9/30/2023	FNSD 00079	STONELAKE RANCH CDD	1,892.77
642	10/1/2022	9/30/2023	FNSD 00004	SUGARWOOD GROVE SDD	62.50
642	10/1/2022	9/30/2023	FNSD 00136	SUMMITAT FERN HILL CDD	5,882.18
642	10/1/2022	9/30/2023	FNSD 00041	TAMPA DOWNTOWN DEVELOPMENT	34,787.98
642	10/1/2022	9/30/2023	FNLDC00000	TAMPA LIGHTING DISTRICT	1,707.06
642	10/1/2022	9/30/2023	FNSD 00012	TAMPA PALMS I CDD	21,930.58
642	10/1/2022	9/30/2023	FNSD 00047	TAMPA PALMS OST CDD	16,449.68
642	10/1/2022	9/30/2023	FNSD 00060	TAMPA SHORES SDD	185.99
642	10/1/2022	9/30/2023	FNSTA00001	TAMPA STORMWATER	121,610.53
642	10/1/2022	9/30/2023	FNSTA00002	TAMPA STORMWATER - IMPROVEMENT	123,016.06
642	10/1/2022	9/30/2023	FNSD 00201	TAMPA STREETCAR	11,716.85
642	10/1/2022	9/30/2023	FNSD 00032	TARAWOOD SDD	198.79
642	10/1/2022	9/30/2023	FNSD 00107	THE HEIGHTS CDD	10,475.72
642	10/1/2022	9/30/2023	FNSD 00145	TIMBER CREEK CDD	6,229.83
				Total Excess Fees	***25,907,649.43***
642	10/1/2022	9/30/2023	FNSD 00143	TOUCHSTONE CDD	14,519.68
642	10/1/2022	9/30/2023	FNSD 00119	TRIPLE CREEK CDD	43,130.03
642	10/1/2022	9/30/2023	FNSD 00002	TWELVE OAKS SDD	1,141.59
642	10/1/2022	9/30/2023	FNSD 00022	VALRICO MANOR SDD	137.76
642	10/1/2022	9/30/2023	FNSD 00144	VENTANA CDD	14,790.24
642	10/1/2022	9/30/2023	FNSD 00033	VILLAGE ESTATES WEST SDD	114.85
642	10/1/2022	9/30/2023	FNSD 00090	VILLAGES OF BLOOMINGDALE CDD	6,067.07
642	10/1/2022	9/30/2023	FA500	WATER MANAGEMENT	246,968.06
642	10/1/2022	9/30/2023	FA530	WATER MANAGEMENT A	7.26
642	10/1/2022	9/30/2023	FA520	WATER MANAGEMENT H	8.49
642	10/1/2022	9/30/2023	FA510	WATER MANAGEMENT N	0.75
642	10/1/2022	9/30/2023	FNSD 00066	WATERCHASE CDD	8,448.00
642	10/1/2022	9/30/2023	FNSD 00048	WATERFORD SDD	522.50
642	10/1/2022	9/30/2023	FNSD 00108	WATERLEAF CDD	14,041.34
642	10/1/2022	9/30/2023	FNSD 00142	WATERSET CENTRAL CDD	18,370.06
642	10/1/2022	9/30/2023	FNSD 00116	WATERSET NORTH CDD	25,133.45

CHECK REQUEST FORM
Parkway Center

Date:	11/6/2023
Invoice#:	10312023-2
Vendor#:	V00115
Vendor Name:	Parkway Center
Pay From:	Wells Fargo Acct# 1958
Description:	Series 2018-1 - FY 23 Tax Dist. ID 642 excess fees
Code to:	201.103200.1000
Amount:	**$3,132.14**

11/6/2023

Requested By: Teresa Farlow

PARKWAY CENTER CDD
DISTRICT CHECK REQUEST

Today's Date	10/31/2023
Check Amount	**$3,132.14**
Payable To	Parkway Center CDD
Check Description	Series 2018-1 - FY 22 Tax Dist. ID 642/excess fees
Special Instructions	Do not mail. Please give to Eric Davidson

(Please attach all supporting documentation: invoices, receipts, etc.)

Eric
Authorization

DM			
Fund	001		
G/L	20702		
Object Code			
Chk #		Date	

PARKWAY CENTER CDD

TAX REVENUE RECEIPTS AND TRANSFER SCHEDULE
Fiscal Year 2023, Tax Year 2022

	Dollar Amounts	FY 2023	
Net O&M	$ 959,999.97	53.21%	0.532074
Net DS '18-1	$ 381,955.70	21.17%	0.211696
Net DS '08	$ 172,873.92	9.58%	0.095814
Net DS '18-2	$ 289,431.87	16.04%	0.160416
Net Total	**1,804,261.46**	**100.00%**	**1.000000**

Date Received	Amount Received	53.21% Raw Numbers Operations Revenue	53.21% Rounded Operations Revenue	21.17% Raw Numbers 2018-1 Debt Service Revenue	21.17% Rounded 2018-1 Debt Service Revenue	9.58% Raw Numbers 2008 Debt Service Revenue	9.58% Rounded 2008 Debt Service Revenue	16.04% Raw Numbers 2018-2 AMENITY Debt Service Revenue	16.04% Rounded 2018-2 AMENITY Debt Service Revenue	Proof	Date Transferred / Distribution ID	Notes / CDD check
11/3/2022	15,775.88	8,393.94	8,393.94	3,339.69	3,339.69	1,511.55	1,511.55	2,530.70	2,530.70	-	595	5907
11/16/2022	84,018.50	44,704.06	44,704.06	17,786.38	17,786.38	8,050.15	8,050.15	13,477.91	13,477.91	-	598	5907
11/22/2022	46,159.57	24,560.31	24,560.31	9,771.80	9,771.80	4,422.73	4,422.73	7,404.73	7,404.73	-	599	5907
11/28/2022	107,230.45	57,054.53	57,054.53	22,700.26	22,700.26	10,274.18	10,274.18	17,201.48	17,201.48	-	600	5945
12/6/2022	1,388,579.19	738,826.88	738,826.88	293,956.66	293,956.66	133,045.33	133,045.33	222,750.32	222,750.32	-	602	5931/5931/5932
12/13/2022	24,775.85	13,182.59	13,182.59	5,244.95	5,244.95	2,373.87	2,373.87	3,974.44	3,974.44	-	604	5961
1/5/2023	90,287.74	48,039.76	48,039.76	19,113.55	19,113.55	8,650.83	8,650.83	14,483.60	14,483.60	-	606	5979
2/3/2023	15,880.06	8,449.37	8,449.37	3,361.75	3,361.75	1,521.53	1,521.53	2,547.42	2,547.42	(0.01)	610	5982
1/23/2023	801.60	426.51	426.51	169.70	169.70	76.80	76.80	128.59	128.59	-	Interest	5993
3/2/2023	6,354.39	3,381.01	3,381.01	1,345.20	1,345.20	608.84	608.84	1,019.35	1,019.35	(0.01)	613	6004
4/6/2023	21,412.65	11,393.11	11,393.11	4,532.97	4,532.97	2,051.63	2,051.63	3,434.93	3,434.93	0.01	616	6034
4/11/2023	65.30	34.74	34.74	13.82	13.82	6.26	6.26	10.48	10.48	-	Interest	6050
5/5/2023	6,639.10	3,532.49	3,532.49	1,405.47	1,405.47	636.12	636.12	1,065.02	1,065.02	-	620	6050
6/6/2023	6,133.87	3,263.67	3,263.67	1,298.52	1,298.52	587.71	587.71	983.97	983.97	-	624	6077
6/16/2023	15,693.06	8,349.87	8,349.87	3,322.16	3,322.16	1,503.61	1,503.61	2,517.42	2,517.42	-	626	6077
7/25/2023	36.16	19.24	19.24	7.65	7.65	3.46	3.46	5.80	5.80	0.01		6128
10/31/2023	14,795.45	7,872.27	7,872.27	3,132.14	3,132.14	1,417.61	1,417.61	2,373.43	2,373.43	-	642/excess fees	
TOTAL	**1,844,638.82**	981,484.36	981,484.36	390,502.66	390,502.66	176,742.22	176,742.22	295,909.58	295,909.58	-		
Net Total on Roll	1,804,261.46		959,999.97		381,955.70		172,873.92	289,431.87	289,431.87			
Collection Surplus / (Deficit)	40,377.36		21,484.39		8,546.96		3,868.30	6,477.72	6,477.72			

ANNUAL REPORT OF EXCESS FEES
Year Ended September 30, 2023
Hillsborough County Tax Collector

Distribution ID	Period Start Date	Period End Date	Agency Code	Funding Agency	Excess Fees
642	10/1/2022	9/30/2023	FNSD 00034	**PARKWAY CENTER CDD**	**14,795.45**
642	10/1/2022	9/30/2023	FNSD 00035	PINE HOLLOW SDD	99.37
642	10/1/2022	9/30/2023	FNSD 00059	PINE MEADOWS SDD	60.86
642	10/1/2022	9/30/2023	FA400	PORT AUTHORITY	90,195.96
642	10/1/2022	9/30/2023	FNRW 00001	RECLAIMED WATER	4,181.53
642	10/1/2022	9/30/2023	FNSD 00134	RESERVE AT PRADERA CDD	6,526.79
642	10/1/2022	9/30/2023	FNSD 00156	RHODINE ROAD NORTH CDD	6,846.05
642	10/1/2022	9/30/2023	FNSD 00095	RIVERBEND CDD	11,612.15
642	10/1/2022	9/30/2023	FNSD 00138	RIVERBEND WEST CDD	6,052.74
642	10/1/2022	9/30/2023	FNSD 00063	RIVERCREST CDD	15,987.42
642	10/1/2022	9/30/2023	FA310	SCHOOL I-SF	2.81
642	10/1/2022	9/30/2023	FNSD 00151	SHELL POINT CDD	12,083.87
642	10/1/2022	9/30/2023	FNSD 00146	SHERWOOD MANOR CDD	6,563.41
642	10/1/2022	9/30/2023	FNSD 00087	SOUTH BAY CDD	7,319.07
642	10/1/2022	9/30/2023	FNSD 00161	SOUTH CREEK CDD	4,127.05
642	10/1/2022	9/30/2023	FNSD 00075	SOUTH FORK CDD	4,831.49
642	10/1/2022	9/30/2023	FNSD 00088	SOUTH FORK EAST CDD	18,186.41
642	10/1/2022	9/30/2023	FNSD 00140	SOUTH FORK III	23,774.81
642	10/1/2022	9/30/2023	FNSD 00029	SOUTH POINTE SDD	43.39
642	10/1/2022	9/30/2023	FNSD 00148	SOUTHSHORE BAY CDD	251.18
642	10/1/2022	9/30/2023	FNSD 00150	SPENCER CREEK	6,876.95
642	10/1/2022	9/30/2023	FNSD 00115	SPRING LAKE CDD	17,278.64
642	10/1/2022	9/30/2023	FNSD 00093	STONEBRIER CDD	8,717.96
642	10/1/2022	9/30/2023	FNSD 00079	STONELAKE RANCH CDD	1,892.77
642	10/1/2022	9/30/2023	FNSD 00004	SUGARWOOD GROVE SDD	62.50
642	10/1/2022	9/30/2023	FNSD 00136	SUMMITAT FERN HILL CDD	5,882.18
642	10/1/2022	9/30/2023	FNSD 00041	TAMPA DOWNTOWN DEVELOPMENT	34,787.98
642	10/1/2022	9/30/2023	FNLDC00000	TAMPA LIGHTING DISTRICT	1,707.06
642	10/1/2022	9/30/2023	FNSD 00012	TAMPA PALMS I CDD	21,930.58
642	10/1/2022	9/30/2023	FNSD 00047	TAMPA PALMS OST CDD	16,449.68
642	10/1/2022	9/30/2023	FNSD 00060	TAMPA SHORES SDD	185.99
642	10/1/2022	9/30/2023	FNSTA00001	TAMPA STORMWATER	121,610.53
642	10/1/2022	9/30/2023	FNSTA00002	TAMPA STORMWATER - IMPROVEMENT	123,016.06
642	10/1/2022	9/30/2023	FNSD 00201	TAMPA STREETCAR	11,716.85
642	10/1/2022	9/30/2023	FNSD 00032	TARAWOOD SDD	198.79
642	10/1/2022	9/30/2023	FNSD 00107	THE HEIGHTS CDD	10,475.72
642	10/1/2022	9/30/2023	FNSD 00145	TIMBER CREEK CDD	6,229.83
				Total Excess Fees	***25,907,649.43***
642	10/1/2022	9/30/2023	FNSD 00143	TOUCHSTONE CDD	14,519.68
642	10/1/2022	9/30/2023	FNSD 00119	TRIPLE CREEK CDD	43,130.03
642	10/1/2022	9/30/2023	FNSD 00002	TWELVE OAKS SDD	1,141.59
642	10/1/2022	9/30/2023	FNSD 00022	VALRICO MANOR SDD	137.76
642	10/1/2022	9/30/2023	FNSD 00144	VENTANA CDD	14,790.24
642	10/1/2022	9/30/2023	FNSD 00033	VILLAGE ESTATES WEST SDD	114.85
642	10/1/2022	9/30/2023	FNSD 00090	VILLAGES OF BLOOMINGDALE CDD	6,067.07
642	10/1/2022	9/30/2023	FA500	WATER MANAGEMENT	246,968.06
642	10/1/2022	9/30/2023	FA530	WATER MANAGEMENT A	7.26
642	10/1/2022	9/30/2023	FA520	WATER MANAGEMENT H	8.49
642	10/1/2022	9/30/2023	FA510	WATER MANAGEMENT N	0.75
642	10/1/2022	9/30/2023	FNSD 00066	WATERCHASE CDD	8,448.00
642	10/1/2022	9/30/2023	FNSD 00048	WATERFORD SDD	522.50
642	10/1/2022	9/30/2023	FNSD 00108	WATERLEAF CDD	14,041.34
642	10/1/2022	9/30/2023	FNSD 00142	WATERSET CENTRAL CDD	18,370.06
642	10/1/2022	9/30/2023	FNSD 00116	WATERSET NORTH CDD	25,133.45

CHECK REQUEST FORM
Parkway Center

Date:	11/6/2023
Invoice#:	10312023-3
Vendor#:	V00115
Vendor Name:	Parkway Center
Pay From:	Wells Fargo Acct# 1958
Description:	Series 2018-2 Amenity - FY 23 Tax Dist. ID 642 excess fees
Code to:	202.103200.1000
Amount:	**$2,373.43**

11/6/2023

Requested By: Teresa Farlow

PARKWAY CENTER CDD
DISTRICT CHECK REQUEST

Today's Date	10/31/2023
Check Amount	**$2,373.43**
Payable To	Parkway Center CDD
Check Description	Series 2018-2 Amenity - FY 22 Tax Dist. ID 642/excess fees
Special Instructions	Do not mail. Please give to Eric Davidson

(Please attach all supporting documentation: invoices, receipts, etc.)

Eric
Authorization

DM			
Fund	001		
G/L	20702		
Object Code			
Chk	#		Date

PARKWAY CENTER CDD

TAX REVENUE RECEIPTS AND TRANSFER SCHEDULE
Fiscal Year 2023, Tax Year 2022

	Dollar Amounts	FY 2023	
Net O&M	$ 959,999.97	53.21%	0.532074
Net DS '18-1	$ 381,955.70	21.17%	0.211696
Net DS '08	$ 172,873.92	9.58%	0.095814
Net DS '18-2	$ 289,431.87	16.04%	0.160416
Net Total	**1,804,261.46**	**100.00%**	**1.000000**

Date Received	Amount Received	53.21% Raw Numbers Operations Revenue	53.21% Rounded Operations Revenue	21.17% Raw Numbers 2018-1 Debt Service Revenue	21.17% Rounded 2018-1 Debt Service Revenue	9.58% Raw Numbers 2008 Debt Service Revenue	9.58% Rounded 2008 Debt Service Revenue	16.04% Raw Numbers 2018-2 AMENITY Debt Service Revenue	16.04% Rounded 2018-2 AMENITY Debt Service Revenue	Proof	Date Transferred / Distribution ID	Notes / CDD check
11/3/2022	15,775.88	8,393.94	8,393.94	3,339.69	3,339.69	1,511.55	1,511.55	2,530.70	2,530.70	-	595	5907
11/16/2022	84,018.50	44,704.06	44,704.06	17,786.38	17,786.38	8,050.15	8,050.15	13,477.91	13,477.91	-	598	5907
11/22/2022	46,159.57	24,560.31	24,560.31	9,771.80	9,771.80	4,422.73	4,422.73	7,404.73	7,404.73	-	599	5907
11/28/2022	107,230.45	57,054.53	57,054.53	22,700.26	22,700.26	10,274.18	10,274.18	17,201.48	17,201.48	-	600	5945
12/6/2022	1,388,579.19	738,826.88	738,826.88	293,956.66	293,956.66	133,045.33	133,045.33	222,750.32	222,750.32	-	602	5931/5931/5932
12/13/2022	24,775.85	13,182.59	13,182.59	5,244.95	5,244.95	2,373.87	2,373.87	3,974.44	3,974.44	-	604	5961
1/5/2023	90,287.74	48,039.76	48,039.76	19,113.55	19,113.55	8,650.83	8,650.83	14,483.60	14,483.60	-	606	5979
2/3/2023	15,880.06	8,449.37	8,449.37	3,361.75	3,361.75	1,521.53	1,521.53	2,547.42	2,547.42	(0.01)	610	5982
1/23/2023	801.60	426.51	426.51	169.70	169.70	76.80	76.80	128.59	128.59	-	Interest	5993
3/2/2023	6,354.39	3,381.01	3,381.01	1,345.20	1,345.20	608.84	608.84	1,019.35	1,019.35	(0.01)	613	6004
4/6/2023	21,412.65	11,393.11	11,393.11	4,532.97	4,532.97	2,051.63	2,051.63	3,434.93	3,434.93	0.01	616	6034
4/11/2023	65.30	34.74	34.74	13.82	13.82	6.26	6.26	10.48	10.48	-	Interest	6050
5/5/2023	6,639.10	3,532.49	3,532.49	1,405.47	1,405.47	636.12	636.12	1,065.02	1,065.02	-	620	6050
6/6/2023	6,133.87	3,263.67	3,263.67	1,298.52	1,298.52	587.71	587.71	983.97	983.97	-	624	6077
6/16/2023	15,693.06	8,349.87	8,349.87	3,322.16	3,322.16	1,503.61	1,503.61	2,517.42	2,517.42	-	626	6077
7/25/2023	36.16	19.24	19.24	7.65	7.65	3.46	3.46	5.80	5.80	0.01		6128
10/31/2023	14,795.45	7,872.27	7,872.27	3,132.14	3,132.14	1,417.61	1,417.61	2,373.43	2,373.43	-	642/excess fees	
TOTAL	**1,844,638.82**	981,484.36	981,484.36	390,502.66	390,502.66	176,742.22	176,742.22	295,909.58	295,909.58	-		
Net Total on Roll	1,804,261.46		959,999.97		381,955.70		172,873.92	289,431.87	289,431.87			
Collection Surplus / (Deficit)	40,377.36		21,484.39		8,546.96		3,868.30	6,477.72	6,477.72			

ANNUAL REPORT OF EXCESS FEES
Year Ended September 30, 2023
Hillsborough County Tax Collector

Distribution ID	Period Start Date	Period End Date	Agency Code	Funding Agency	Excess Fees
642	10/1/2022	9/30/2023	FNSD 00034	**PARKWAY CENTER CDD**	**14,795.45**
642	10/1/2022	9/30/2023	FNSD 00035	PINE HOLLOW SDD	99.37
642	10/1/2022	9/30/2023	FNSD 00059	PINE MEADOWS SDD	60.86
642	10/1/2022	9/30/2023	FA400	PORT AUTHORITY	90,195.96
642	10/1/2022	9/30/2023	FNRW 00001	RECLAIMED WATER	4,181.53
642	10/1/2022	9/30/2023	FNSD 00134	RESERVE AT PRADERA CDD	6,526.79
642	10/1/2022	9/30/2023	FNSD 00156	RHODINE ROAD NORTH CDD	6,846.05
642	10/1/2022	9/30/2023	FNSD 00095	RIVERBEND CDD	11,612.15
642	10/1/2022	9/30/2023	FNSD 00138	RIVERBEND WEST CDD	6,052.74
642	10/1/2022	9/30/2023	FNSD 00063	RIVERCREST CDD	15,987.42
642	10/1/2022	9/30/2023	FA310	SCHOOL I-SF	2.81
642	10/1/2022	9/30/2023	FNSD 00151	SHELL POINT CDD	12,083.87
642	10/1/2022	9/30/2023	FNSD 00146	SHERWOOD MANOR CDD	6,563.41
642	10/1/2022	9/30/2023	FNSD 00087	SOUTH BAY CDD	7,319.07
642	10/1/2022	9/30/2023	FNSD 00161	SOUTH CREEK CDD	4,127.05
642	10/1/2022	9/30/2023	FNSD 00075	SOUTH FORK CDD	4,831.49
642	10/1/2022	9/30/2023	FNSD 00088	SOUTH FORK EAST CDD	18,186.41
642	10/1/2022	9/30/2023	FNSD 00140	SOUTH FORK III	23,774.81
642	10/1/2022	9/30/2023	FNSD 00029	SOUTH POINTE SDD	43.39
642	10/1/2022	9/30/2023	FNSD 00148	SOUTHSHORE BAY CDD	251.18
642	10/1/2022	9/30/2023	FNSD 00150	SPENCER CREEK	6,876.95
642	10/1/2022	9/30/2023	FNSD 00115	SPRING LAKE CDD	17,278.64
642	10/1/2022	9/30/2023	FNSD 00093	STONEBRIER CDD	8,717.96
642	10/1/2022	9/30/2023	FNSD 00079	STONELAKE RANCH CDD	1,892.77
642	10/1/2022	9/30/2023	FNSD 00004	SUGARWOOD GROVE SDD	62.50
642	10/1/2022	9/30/2023	FNSD 00136	SUMMITAT FERN HILL CDD	5,882.18
642	10/1/2022	9/30/2023	FNSD 00041	TAMPA DOWNTOWN DEVELOPMENT	34,787.98
642	10/1/2022	9/30/2023	FNLDC00000	TAMPA LIGHTING DISTRICT	1,707.06
642	10/1/2022	9/30/2023	FNSD 00012	TAMPA PALMS I CDD	21,930.58
642	10/1/2022	9/30/2023	FNSD 00047	TAMPA PALMS OST CDD	16,449.68
642	10/1/2022	9/30/2023	FNSD 00060	TAMPA SHORES SDD	185.99
642	10/1/2022	9/30/2023	FNSTA00001	TAMPA STORMWATER	121,610.53
642	10/1/2022	9/30/2023	FNSTA00002	TAMPA STORMWATER - IMPROVEMENT	123,016.06
642	10/1/2022	9/30/2023	FNSD 00201	TAMPA STREETCAR	11,716.85
642	10/1/2022	9/30/2023	FNSD 00032	TARAWOOD SDD	198.79
642	10/1/2022	9/30/2023	FNSD 00107	THE HEIGHTS CDD	10,475.72
642	10/1/2022	9/30/2023	FNSD 00145	TIMBER CREEK CDD	6,229.83
				Total Excess Fees	***25,907,649.43***
642	10/1/2022	9/30/2023	FNSD 00143	TOUCHSTONE CDD	14,519.68
642	10/1/2022	9/30/2023	FNSD 00119	TRIPLE CREEK CDD	43,130.03
642	10/1/2022	9/30/2023	FNSD 00002	TWELVE OAKS SDD	1,141.59
642	10/1/2022	9/30/2023	FNSD 00022	VALRICO MANOR SDD	137.76
642	10/1/2022	9/30/2023	FNSD 00144	VENTANA CDD	14,790.24
642	10/1/2022	9/30/2023	FNSD 00033	VILLAGE ESTATES WEST SDD	114.85
642	10/1/2022	9/30/2023	FNSD 00090	VILLAGES OF BLOOMINGDALE CDD	6,067.07
642	10/1/2022	9/30/2023	FA500	WATER MANAGEMENT	246,968.06
642	10/1/2022	9/30/2023	FA530	WATER MANAGEMENT A	7.26
642	10/1/2022	9/30/2023	FA520	WATER MANAGEMENT H	8.49
642	10/1/2022	9/30/2023	FA510	WATER MANAGEMENT N	0.75
642	10/1/2022	9/30/2023	FNSD 00066	WATERCHASE CDD	8,448.00
642	10/1/2022	9/30/2023	FNSD 00048	WATERFORD SDD	522.50
642	10/1/2022	9/30/2023	FNSD 00108	WATERLEAF CDD	14,041.34
642	10/1/2022	9/30/2023	FNSD 00142	WATERSET CENTRAL CDD	18,370.06
642	10/1/2022	9/30/2023	FNSD 00116	WATERSET NORTH CDD	25,133.45

CHECK REQUEST FORM
Parkway Center

Date:	11/16/2023
Invoice#:	11082023-1
Vendor#:	V00115
Vendor Name:	Parkway Center
Pay From:	Wells Fargo Acct# 1958
Description:	Series 2008 - FY 24 Tax Dist ID 644
Code to:	200.103200.1000
Amount:	**$1,312.72**

11/16/2023

Requested By: Teresa Farlow

PARKWAY CENTER CDD
DISTRICT CHECK REQUEST

Today's Date	11/8/2023
Check Amount	**$1,312.72**
Payable To	Parkway Center CDD
Check Description	Series 2008 - FY 22 Tax Dist. ID 644
Special Instructions	Do not mail. Please give to Eric Davidson

(Please attach all supporting documentation: invoices, receipts, etc.)

Eric
Authorization

DM			
Fund	001		
G/L	20702		
Object Code			
Chk #		Date	

PARKWAY CENTER CDD

TAX REVENUE RECEIPTS AND TRANSFER SCHEDULE
Fiscal Year 2024, Tax Year 2023

	Dollar Amounts	FY 2024	
Net O&M	$ 1,042,691.93	53.74%	0.537354
Net DS '18-1	$ 406,084.61	20.93%	0.209277
Net DS '08	$ 183,908.43	9.48%	0.094778
Net DS '18-2	$ 307,734.80	15.86%	0.158592
Net Total	**1,940,419.77**	**100.00%**	**1.000000**

Date Received	Amount Received	53.74% Raw Numbers Operations Revenue	53.74% Rounded Operations Revenue	20.93% Raw Numbers 2018-1 Debt Service Revenue	20.93% Rounded 2018-1 Debt Service Revenue	9.48% Raw Numbers 2008 Debt Service Revenue	9.48% Rounded 2008 Debt Service Revenue	15.86% Raw Numbers 2018-2 AMENITY Debt Service Revenue	15.86% Rounded 2018-2 AMENITY Debt Service Revenue	Proof	Date Transferred / Distribution ID	Notes / CDD check
11/8/2023	**13,850.49**	7,442.62	7,442.62	2,898.59	2,898.59	1,312.72	1,312.72	2,196.58	2,196.58	(0.02)	644	
		-	-	-	-	-	-	-	-	-		
		-	-	-	-	-	-	-	-	-		
		-	-	-	-	-	-	-	-	-		
		-	-	-	-	-	-	-	-	-		
		-	-	-	-	-	-	-	-	-		
		-	-	-	-	-	-	-	-	-		
		-	-	-	-	-	-	-	-	-		
		-	-	-	-	-	-	-	-	-		
		-	-	-	-	-	-	-	-	-		
		-	-	-	-	-	-	-	-	-		
		-	-	-	-	-	-	-	-	-		
		-	-	-	-	-	-	-	-	-		
		-	-	-	-	-	-	-	-	-		
		-	-	-	-	-	-	-	-	-		
		-	-	-	-	-	-	-	-	-		
		-	-	-	-	-	-	-	-	-		
TOTAL	**13,850.49**	7,442.62	7,442.62	2,898.59	2,898.59	1,312.72	1,312.72	2,196.58	2,196.58	(0.02)		
Net Total on Roll	1,940,419.77		1,042,691.93		406,084.61		183,908.43	307,734.80	307,734.80			
Collection Surplus / (Deficit)	(1,926,569.28)		(1,035,249.31)		(403,186.02)		(182,595.71)	(305,538.22)	(305,538.22)			

Hillsborough County Tax Collector - Distribution of Property Tax Summary by Agency for 10-01-2023 to 10-31-2023 dated 11-08-2023. - Run 11/07/2023 10:21AM

Distribution ID	Act System Num	Agency Code	Funding Agency	Tax	Fees	Penalty	Interest	Discount	Allocated	Commission	Distributed Amt
644	DD0033	FNSD 00033	VILLAGE ESTATES WEST SDD	299.35	0.00	0.00	0.00	-13.85	285.50	5.71	279.79
644	DD0034	FNSD 00034	PARKWAY CENTER CDD	14,832.49	0.00	0.00	0.00	-699.34	14,133.15	282.66	13,850.49
644	DD0035	FNSD 00035	PINE HOLLOW SDD	290.57	0.00	0.00	0.00	-15.25	275.32	5.51	269.81
644	DD0036	FNSD 00036	CHEVAL WEST CDD	33,824.81	0.00	0.00	0.00	-1,588.99	32,235.82	644.72	31,591.10
644	DD0037	FNSD 00037	WESTCHASE CDD	39,812.77	0.00	0.00	0.00	-1,919.13	37,893.64	757.87	37,135.77
644	DD0038	FNSD 00038	ARLINGTON SDD	464.42	0.00	0.00	0.00	-24.38	440.04	8.80	431.24
644	DD0040	FNSD 00040	CORY LAKES CDD	35,211.89	0.00	0.00	0.00	-1,674.10	33,537.79	670.76	32,867.03
644	DD0041	FNSD 00041	TAMPA DOWNTOWN DEVELOPMENT	15,832.49	0.00	0.00	0.00	-762.29	15,070.20	301.40	14,768.80
644	DD0043	FNSD 00043	WESTSHORE BUSINESS DISTRICT	851.04	0.00	0.00	0.00	-40.08	810.96	16.22	794.74
644	DD0044	FNSD 00044	BOYETTE SPRINGS SDD	976.18	0.00	0.00	0.00	-45.84	930.34	18.61	911.73
644	DD0045	FNSD 00045	LAKE BRANT SDD	106.07	0.00	0.00	0.00	-4.55	101.52	2.03	99.49
644	DD0046	FNSD 00046	PALM BAY CDD	4,277.55	0.00	0.00	0.00	-197.52	4,080.03	81.60	3,998.43
644	DD0047	FNSD 00047	TAMPA PALMS OST CDD	28,244.11	0.00	0.00	0.00	-1,375.52	26,868.59	537.37	26,331.22
644	DD0048	FNSD 00048	WATERFORD SDD	2,126.30	0.00	0.00	0.00	-111.63	2,014.67	40.29	1,974.38
644	DD0049	FNSD 00049	BUCKHORN ESTATES SDD	448.59	0.00	0.00	0.00	-21.55	427.04	8.54	418.50
644	DD0051	FNSD 00051	LAKE ST CHARLES CDD	20,218.91	0.00	0.00	0.00	-992.19	19,226.72	384.53	18,842.19
644	DD0053	FNSD 00053	ARBOR GREENE CDD	54,784.92	0.00	0.00	0.00	-2,580.19	52,204.73	1,044.09	51,160.64
644	DD0055	FNSD 00055	HERITAGE HARBOR CDD	17,540.53	0.00	0.00	0.00	-877.25	16,663.28	333.27	16,330.01
644	DD0057	FNSD 00057	HERITAGE ISLES CDD	36,680.82	0.00	0.00	0.00	-1,819.53	34,861.29	697.23	34,164.06
644	DD0058	FNSD 00058	EASTLAKE PARK SDD	608.75	0.00	0.00	0.00	-31.95	576.80	11.54	565.26
644	DD0059	FNSD 00059	PINE MEADOWS SDD	197.16	0.00	0.00	0.00	-8.94	190.22	3.80	186.42
644	DD0060	FNSD 00060	TAMPA SHORES SDD	303.65	0.00	0.00	0.00	-15.93	287.72	5.75	281.97

CHECK REQUEST FORM
Parkway Center

Date:	11/16/2023
Invoice#:	11082023-2
Vendor#:	V00115
Vendor Name:	Parkway Center
Pay From:	Wells Fargo Acct# 1958
Description:	Series 2018-1 - FY 24 Tax Dist ID 644
Code to:	201.103200.1000
Amount:	**$2,898.59**

11/16/2023

Requested By: Teresa Farlow

PARKWAY CENTER CDD
DISTRICT CHECK REQUEST

Today's Date	11/8/2023
Check Amount	**$2,898.59**
Payable To	Parkway Center CDD
Check Description	Series 2018-1 - FY 22 Tax Dist. ID 644
Special Instructions	Do not mail. Please give to Eric Davidson

(Please attach all supporting documentation: invoices, receipts, etc.)

Eric
Authorization

DM			
Fund	001		
G/L	20702		
Object Code			
Chk	#		Date

PARKWAY CENTER CDD

TAX REVENUE RECEIPTS AND TRANSFER SCHEDULE
Fiscal Year 2024, Tax Year 2023

	Dollar Amounts	FY 2024	
Net O&M	$ 1,042,691.93	53.74%	0.537354
Net DS '18-1	$ 406,084.61	20.93%	0.209277
Net DS '08	$ 183,908.43	9.48%	0.094778
Net DS '18-2	$ 307,734.80	15.86%	0.158592
Net Total	**1,940,419.77**	**100.00%**	**1.000000**

Date Received	Amount Received	53.74% Raw Numbers Operations Revenue	53.74% Rounded Operations Revenue	20.93% Raw Numbers 2018-1 Debt Service Revenue	20.93% Rounded 2018-1 Debt Service Revenue	9.48% Raw Numbers 2008 Debt Service Revenue	9.48% Rounded 2008 Debt Service Revenue	15.86% Raw Numbers 2018-2 AMENITY Debt Service Revenue	15.86% Rounded 2018-2 AMENITY Debt Service Revenue	Proof	Date Transferred / Distribution ID	Notes / CDD check
11/8/2023	13,850.49	7,442.62	7,442.62	2,898.59	2,898.59	1,312.72	1,312.72	2,196.58	2,196.58	(0.02)	644	
		-	-	-	-	-	-	-	-	-		
		-	-	-	-	-	-	-	-	-		
		-	-	-	-	-	-	-	-	-		
		-	-	-	-	-	-	-	-	-		
		-	-	-	-	-	-	-	-	-		
		-	-	-	-	-	-	-	-	-		
		-	-	-	-	-	-	-	-	-		
		-	-	-	-	-	-	-	-	-		
		-	-	-	-	-	-	-	-	-		
		-	-	-	-	-	-	-	-	-		
		-	-	-	-	-	-	-	-	-		
		-	-	-	-	-	-	-	-	-		
		-	-	-	-	-	-	-	-	-		
		-	-	-	-	-	-	-	-	-		
		-	-	-	-	-	-	-	-	-		
		-	-	-	-	-	-	-	-	-		
TOTAL	**13,850.49**	7,442.62	7,442.62	2,898.59	2,898.59	1,312.72	1,312.72	2,196.58	2,196.58	(0.02)		
Net Total on Roll	1,940,419.77		1,042,691.93		406,084.61		183,908.43	307,734.80	307,734.80			
Collection Surplus / (Deficit)	(1,926,569.28)		(1,035,249.31)		(403,186.02)		(182,595.71)	(305,538.22)	(305,538.22)			

Hillsborough County Tax Collector - Distribution of Property Tax Summary by Agency for 10-01-2023 to 10-31-2023 dated 11-08-2023. - Run 11/07/2023 10:21AM

Distribution ID	Act System Num	Agency Code	Funding Agency	Tax	Fees	Penalty	Interest	Discount	Allocated	Commission	Distributed Amt
644	DD0033	FNSD 00033	VILLAGE ESTATES WEST SDD	299.35	0.00	0.00	0.00	-13.85	285.50	5.71	279.79
644	DD0034	FNSD 00034	PARKWAY CENTER CDD	14,832.49	0.00	0.00	0.00	-699.34	14,133.15	282.66	13,850.49
644	DD0035	FNSD 00035	PINE HOLLOW SDD	290.57	0.00	0.00	0.00	-15.25	275.32	5.51	269.81
644	DD0036	FNSD 00036	CHEVAL WEST CDD	33,824.81	0.00	0.00	0.00	-1,588.99	32,235.82	644.72	31,591.10
644	DD0037	FNSD 00037	WESTCHASE CDD	39,812.77	0.00	0.00	0.00	-1,919.13	37,893.64	757.87	37,135.77
644	DD0038	FNSD 00038	ARLINGTON SDD	464.42	0.00	0.00	0.00	-24.38	440.04	8.80	431.24
644	DD0040	FNSD 00040	CORY LAKES CDD	35,211.89	0.00	0.00	0.00	-1,674.10	33,537.79	670.76	32,867.03
644	DD0041	FNSD 00041	TAMPA DOWNTOWN DEVELOPMENT	15,832.49	0.00	0.00	0.00	-762.29	15,070.20	301.40	14,768.80
644	DD0043	FNSD 00043	WESTSHORE BUSINESS DISTRICT	851.04	0.00	0.00	0.00	-40.08	810.96	16.22	794.74
644	DD0044	FNSD 00044	BOYETTE SPRINGS SDD	976.18	0.00	0.00	0.00	-45.84	930.34	18.61	911.73
644	DD0045	FNSD 00045	LAKE BRANT SDD	106.07	0.00	0.00	0.00	-4.55	101.52	2.03	99.49
644	DD0046	FNSD 00046	PALM BAY CDD	4,277.55	0.00	0.00	0.00	-197.52	4,080.03	81.60	3,998.43
644	DD0047	FNSD 00047	TAMPA PALMS OST CDD	28,244.11	0.00	0.00	0.00	-1,375.52	26,868.59	537.37	26,331.22
644	DD0048	FNSD 00048	WATERFORD SDD	2,126.30	0.00	0.00	0.00	-111.63	2,014.67	40.29	1,974.38
644	DD0049	FNSD 00049	BUCKHORN ESTATES SDD	448.59	0.00	0.00	0.00	-21.55	427.04	8.54	418.50
644	DD0051	FNSD 00051	LAKE ST CHARLES CDD	20,218.91	0.00	0.00	0.00	-992.19	19,226.72	384.53	18,842.19
644	DD0053	FNSD 00053	ARBOR GREENE CDD	54,784.92	0.00	0.00	0.00	-2,580.19	52,204.73	1,044.09	51,160.64
644	DD0055	FNSD 00055	HERITAGE HARBOR CDD	17,540.53	0.00	0.00	0.00	-877.25	16,663.28	333.27	16,330.01
644	DD0057	FNSD 00057	HERITAGE ISLES CDD	36,680.82	0.00	0.00	0.00	-1,819.53	34,861.29	697.23	34,164.06
644	DD0058	FNSD 00058	EASTLAKE PARK SDD	608.75	0.00	0.00	0.00	-31.95	576.80	11.54	565.26
644	DD0059	FNSD 00059	PINE MEADOWS SDD	197.16	0.00	0.00	0.00	-6.94	190.22	3.80	186.42
644	DD0060	FNSD 00060	TAMPA SHORES SDD	303.65	0.00	0.00	0.00	-15.93	287.72	5.75	281.97

CHECK REQUEST FORM
Parkway Center

Date:	11/16/2023
Invoice#:	11082023-3
Vendor#:	V00115
Vendor Name:	Parkway Center
Pay From:	Wells Fargo Acct# 1958
Description:	Series 2018-2 Amenity - FY 24 Tax Dist ID 644
Code to:	202.103200.1000
Amount:	**$2,196.58**

11/16/2023

Requested By: Teresa Farlow

PARKWAY CENTER CDD
DISTRICT CHECK REQUEST

Today's Date	11/8/2023
Check Amount	**$2,196.58**
Payable To	Parkway Center CDD
Check Description	Series 2018-2 Amenity - FY ~~22~~ 24 Tax Dist. ID 644
Special Instructions	Do not mail. Please give to Eric Davidson

(Please attach all supporting documentation: invoices, receipts, etc.)

Eric
Authorization

DM			
Fund	001		
G/L	20702		
Object Code			
Chk #		Date	

PARKWAY CENTER CDD

TAX REVENUE RECEIPTS AND TRANSFER SCHEDULE
Fiscal Year 2024, Tax Year 2023

	Dollar Amounts	FY 2024	
Net O&M	$ 1,042,691.93	53.74%	0.537354
Net DS '18-1	$ 406,084.61	20.93%	0.209277
Net DS '08	$ 183,908.43	9.48%	0.094778
Net DS '18-2	$ 307,734.80	15.86%	0.158592
Net Total	**1,940,419.77**	**100.00%**	**1.000000**

Date Received	Amount Received	53.74% Raw Numbers Operations Revenue	53.74% Rounded Operations Revenue	20.93% Raw Numbers 2018-1 Debt Service Revenue	20.93% Rounded 2018-1 Debt Service Revenue	9.48% Raw Numbers 2008 Debt Service Revenue	9.48% Rounded 2008 Debt Service Revenue	15.86% Raw Numbers 2018-2 AMENITY Debt Service Revenue	15.86% Rounded 2018-2 AMENITY Debt Service Revenue	Proof	Date Transferred / Distribution ID	Notes / CDD check
11/8/2023	13,850.49	7,442.62	7,442.62	2,898.59	2,898.59	1,312.72	1,312.72	2,196.58	2,196.58	(0.02)	644	
		-	-	-	-	-	-	-	-	-		
		-	-	-	-	-	-	-	-	-		
		-	-	-	-	-	-	-	-	-		
		-	-	-	-	-	-	-	-	-		
		-	-	-	-	-	-	-	-	-		
		-	-	-	-	-	-	-	-	-		
		-	-	-	-	-	-	-	-	-		
		-	-	-	-	-	-	-	-	-		
		-	-	-	-	-	-	-	-	-		
		-	-	-	-	-	-	-	-	-		
		-	-	-	-	-	-	-	-	-		
		-	-	-	-	-	-	-	-	-		
		-	-	-	-	-	-	-	-	-		
		-	-	-	-	-	-	-	-	-		
		-	-	-	-	-	-	-	-	-		
		-	-	-	-	-	-	-	-	-		
TOTAL	**13,850.49**	7,442.62	7,442.62	2,898.59	2,898.59	1,312.72	1,312.72	2,196.58	2,196.58	(0.02)		
Net Total on Roll	1,940,419.77		1,042,691.93		406,084.61		183,908.43	307,734.80	307,734.80			
Collection Surplus / (Deficit)	(1,926,569.28)		(1,035,249.31)		(403,186.02)		(182,595.71)	(305,538.22)	(305,538.22)			

Hillsborough County Tax Collector - Distribution of Property Tax Summary by Agency for 10-01-2023 to 10-31-2023 dated 11-08-2023. - Run 11/07/2023 10:21AM

Distribution ID	Act System Num	Agency Code	Funding Agency	Tax	Fees	Penalty	Interest	Discount	Allocated	Commission	Distributed Amt
644	DD0033	FNSD 00033	VILLAGE ESTATES WEST SDD	299.35	0.00	0.00	0.00	-13.85	285.50	5.71	279.79
644	DD0034	FNSD 00034	PARKWAY CENTER CDD	14,832.49	0.00	0.00	0.00	-699.34	14,133.15	282.66	13,850.49
644	DD0035	FNSD 00035	PINE HOLLOW SDD	290.57	0.00	0.00	0.00	-15.25	275.32	5.51	269.81
644	DD0036	FNSD 00036	CHEVAL WEST CDD	33,824.81	0.00	0.00	0.00	-1,588.99	32,235.82	644.72	31,591.10
644	DD0037	FNSD 00037	WESTCHASE CDD	39,812.77	0.00	0.00	0.00	-1,919.13	37,893.64	757.87	37,135.77
644	DD0038	FNSD 00038	ARLINGTON SDD	464.42	0.00	0.00	0.00	-24.38	440.04	8.80	431.24
644	DD0040	FNSD 00040	CORY LAKES CDD	35,211.89	0.00	0.00	0.00	-1,674.10	33,537.79	670.76	32,867.03
644	DD0041	FNSD 00041	TAMPA DOWNTOWN DEVELOPMENT	15,832.49	0.00	0.00	0.00	-762.29	15,070.20	301.40	14,768.80
644	DD0043	FNSD 00043	WESTSHORE BUSINESS DISTRICT	851.04	0.00	0.00	0.00	-40.08	810.96	16.22	794.74
644	DD0044	FNSD 00044	BOYETTE SPRINGS SDD	976.18	0.00	0.00	0.00	-45.84	930.34	18.61	911.73
644	DD0045	FNSD 00045	LAKE BRANT SDD	106.07	0.00	0.00	0.00	-4.55	101.52	2.03	99.49
644	DD0046	FNSD 00046	PALM BAY CDD	4,277.55	0.00	0.00	0.00	-197.52	4,080.03	81.60	3,998.43
644	DD0047	FNSD 00047	TAMPA PALMS OST CDD	28,244.11	0.00	0.00	0.00	-1,375.52	26,868.59	537.37	26,331.22
644	DD0048	FNSD 00048	WATERFORD SDD	2,126.30	0.00	0.00	0.00	-111.63	2,014.67	40.29	1,974.38
644	DD0049	FNSD 00049	BUCKHORN ESTATES SDD	448.59	0.00	0.00	0.00	-21.55	427.04	8.54	418.50
644	DD0051	FNSD 00051	LAKE ST CHARLES CDD	20,218.91	0.00	0.00	0.00	-992.19	19,226.72	384.53	18,842.19
644	DD0053	FNSD 00053	ARBOR GREENE CDD	54,784.92	0.00	0.00	0.00	-2,580.19	52,204.73	1,044.09	51,160.64
644	DD0055	FNSD 00055	HERITAGE HARBOR CDD	17,540.53	0.00	0.00	0.00	-877.25	16,663.28	333.27	16,330.01
644	DD0057	FNSD 00057	HERITAGE ISLES CDD	36,680.82	0.00	0.00	0.00	-1,819.53	34,861.29	697.23	34,164.06
644	DD0058	FNSD 00058	EASTLAKE PARK SDD	608.75	0.00	0.00	0.00	-31.95	576.80	11.54	565.26
644	DD0059	FNSD 00059	PINE MEADOWS SDD	197.16	0.00	0.00	0.00	-6.94	190.22	3.80	186.42
644	DD0060	FNSD 00060	TAMPA SHORES SDD	303.65	0.00	0.00	0.00	-15.93	287.72	5.75	281.97

CHECK REQUEST FORM
Parkway Center

Date:	11/17/2023
Invoice#:	11172023-1
Vendor#:	V00115
Vendor Name:	Parkway Center
Pay From:	Wells Fargo Acct# 1958
Description:	Series 2008 - FY 24 Tax Dist ID 646
Code to:	200.103200.1000
Amount:	**$13,668.44**

11/17/2023

Requested By: Teresa Farlow

PARKWAY CENTER CDD
DISTRICT CHECK REQUEST

Today's Date	11/17/2023
Payable To	Parkway Center CDD
Check Amount	**$13,668.44**
Check Description	Series 2008 - FY 22 Tax Dist. ID 646
Check Amount	**$6,190.20**
Check Description	Series 2018-1 - FY 22 Tax Dist. ID 646
Check Amount	**$10,358.07**
Check Description	Series 2018-2 - FY 22 Tax Dist. ID 646
Special Instructions	Do not mail. Please give to Eric Davidson

(Please attach all supporting documentation: invoices, receipts, etc.)

Eric
Authorization

DM			
Fund	001		
G/L	20702		
Object Code			
Chk #		Date	

PARKWAY CENTER CDD

TAX REVENUE RECEIPTS AND TRANSFER SCHEDULE
Fiscal Year 2024, Tax Year 2023

	Dollar Amounts	FY 2024	
Net O&M	$ 1,042,691.93	53.74%	0.537354
Net DS '18-1	$ 406,084.61	20.93%	0.209277
Net DS '08	$ 183,908.43	9.48%	0.094778
Net DS '18-2	$ 307,734.80	15.86%	0.158592
Net Total	**1,940,419.77**	**100.00%**	**1.000000**

Date Received	Amount Received	53.74% Raw Numbers Operations Revenue	53.74% Rounded Operations Revenue	20.93% Raw Numbers 2018-1 Debt Service Revenue	20.93% Rounded 2018-1 Debt Service Revenue	9.48% Raw Numbers 2008 Debt Service Revenue	9.48% Rounded 2008 Debt Service Revenue	15.86% Raw Numbers 2018-2 AMENITY Debt Service Revenue	15.86% Rounded 2018-2 AMENITY Debt Service Revenue	Proof	Date Transferred / Distribution ID	Notes / CDD check
11/8/2023	**13,850.49**	7,442.62	7,442.62	2,898.59	2,898.59	1,312.72	1,312.72	2,196.58	2,196.58	(0.02)	644	
11/17/2023	65,312.66	35,096.02	35,096.02	13,668.44	13,668.44	6,190.20	6,190.20	10,358.07	10,358.07	(0.07)	646	
		-	-	-	-	-	-	-	-	-		
		-	-	-	-	-	-	-	-	-		
		-	-	-	-	-	-	-	-	-		
		-	-	-	-	-	-	-	-	-		
		-	-	-	-	-	-	-	-	-		
		-	-	-	-	-	-	-	-	-		
		-	-	-	-	-	-	-	-	-		
		-	-	-	-	-	-	-	-	-		
		-	-	-	-	-	-	-	-	-		
		-	-	-	-	-	-	-	-	-		
		-	-	-	-	-	-	-	-	-		
		-	-	-	-	-	-	-	-	-		
		-	-	-	-	-	-	-	-	-		
		-	-	-	-	-	-	-	-	-		
		-	-	-	-	-	-	-	-	-		
TOTAL	**79,163.15**	42,538.64	42,538.64	16,567.03	16,567.03	7,502.93	7,502.93	12,554.64	12,554.64	(0.09)		
Net Total on Roll	1,940,419.77		1,042,691.93		406,084.61		183,908.43	307,734.80	307,734.80			
Collection Surplus / (Deficit)	(1,861,256.62)		(1,000,153.29)		(389,517.58)		(176,405.50)	(295,180.16)	(295,180.16)			

Hillsborough County Tax Collector - Distribution by Agency - CURRENT YEAR - for 11-01-2023 to 11-10-2023 dated 11-17-2023 - Run 11/16/2023 10:40AM

Distribution Category	Distribution ID	Act System Num	Funding Agency	Tax	Fees	Penalty	Interest	Discount	Allocated	Commission	Distributed Amt
Real Estate Current	646	DD0033	VILLAGE ESTATES WEST SDD	1,200.00	0.00	0.00	0.00	-48.00	1,152.00	23.04	1,128.96
Real Estate Current	646	DD0034	PARKWAY CENTER CDD	69,422.63	0.00	0.00	0.00	-2,777.05	66,645.58	1,332.92	65,312.66
Real Estate Current	646	DD0035	PINE HOLLOW SDD	1,200.00	0.00	0.00	0.00	-48.00	1,152.00	23.04	1,128.96
Real Estate Current	646	DD0036	CHEVAL WEST CDD	116,657.25	0.00	0.00	0.00	-4,666.29	111,990.96	2,239.81	109,751.15
Real Estate Current	646	DD0037	WESTCHASE CDD	340,185.62	0.00	0.00	0.00	-13,608.53	326,577.09	6,531.55	320,045.54
Real Estate Current	646	DD0038	ARLINGTON SDD	2,535.00	0.00	0.00	0.00	-101.40	2,433.60	48.67	2,384.93
Real Estate Current	646	DD0040	CORY LAKES CDD	338,368.55	0.00	0.00	0.00	-13,534.48	324,834.07	6,496.68	318,337.39
Real Estate Current	646	DD0041	TAMPA DOWNTOWN DEVELOPMENT	494,700.35	0.00	0.00	0.00	-19,783.83	474,916.52	9,498.34	465,418.18
Real Estate Current	646	DD0043	WESTSHORE BUSINESS DISTRICT	42,862.78	0.00	0.00	0.00	-1,671.59	41,191.19	823.82	40,367.37
Real Estate Current	646	DD0044	BOYETTE SPRINGS SDD	6,020.00	0.00	0.00	0.00	-240.80	5,779.20	115.57	5,663.63
Real Estate Current	646	DD0045	LAKE BRANT SDD	269.71	0.00	0.00	0.00	-10.78	258.93	5.18	253.75
Real Estate Current	646	DD0046	PALM BAY CDD	12,984.78	0.00	0.00	0.00	-519.38	12,465.40	249.31	12,216.09
Real Estate Current	646	DD0047	TAMPA PALMS OST CDD	223,045.50	0.00	0.00	0.00	-8,921.38	214,124.12	4,282.48	209,841.64
Real Estate Installment	646	DD0047	TAMPA PALMS OST CDD	28.95	0.00	0.00	0.00	-1.30	27.65	0.55	27.10
Real Estate Current, Real Estate Installment	646	DD0047	TAMPA PALMS OST CDD	223,074.45	0.00	0.00	0.00	-8,922.68	214,151.77	4,283.03	209,868.74
Real Estate Current	646	DD0048	WATERFORD SDD	7,700.00	0.00	0.00	0.00	-308.00	7,392.00	147.84	7,244.16
Real Estate Current	646	DD0049	BUCKHORN ESTATES SDD	4,875.00	0.00	0.00	0.00	-195.00	4,680.00	93.60	4,586.40
Real Estate Current	646	DD0051	LAKE ST CHARLES CDD	102,000.00	0.00	0.00	0.00	-4,080.00	97,920.00	1,958.40	95,961.60
Real Estate Current	646	DD0053	ARBOR GREENE CDD	237,603.82	0.00	0.00	0.00	-9,503.96	228,099.86	4,562.00	223,537.86
Real Estate Current	646	DD0055	HERITAGE HARBOR CDD	82,836.16	0.00	0.00	0.00	-3,313.52	79,522.64	1,590.45	77,932.19
Real Estate Current	646	DD0056	BUCKHORN OAKS SDD	1,800.00	0.00	0.00	0.00	-72.00	1,728.00	34.56	1,693.44
Real Estate Current	646	DD0057	HERITAGE ISLES CDD	129,303.11	0.00	0.00	0.00	-5,172.16	124,130.95	2,482.61	121,648.34

CHECK REQUEST FORM
Parkway Center

Date:	11/17/2023
Invoice#:	11172023-2
Vendor#:	V00115
Vendor Name:	Parkway Center
Pay From:	Wells Fargo Acct# 1958
Description:	Series 2018-1 - FY 24 Tax Dist ID 646
Code to:	201.103200.1000
Amount: p	**$6,190.20**

11/17/2023

Requested By: Teresa Farlow

PARKWAY CENTER CDD
DISTRICT CHECK REQUEST

Today's Date	11/17/2023
Payable To	Parkway Center CDD
Check Amount	**$13,668.44**
Check Description	Series 2008 - FY 22 Tax Dist. ID 646
Check Amount	**$6,190.20**
Check Description	Series 2018-1 - FY 22 Tax Dist. ID 646
Check Amount	**$10,358.07**
Check Description	Series 2018-2 - FY 22 Tax Dist. ID 646
Special Instructions	Do not mail. Please give to Eric Davidson

(Please attach all supporting documentation: invoices, receipts, etc.)

Eric
Authorization

DM			
Fund	001		
G/L	20702		
Object Code			
Chk #		Date	

PARKWAY CENTER CDD

TAX REVENUE RECEIPTS AND TRANSFER SCHEDULE
Fiscal Year 2024, Tax Year 2023

	Dollar Amounts	FY 2024	
Net O&M	$ 1,042,691.93	53.74%	0.537354
Net DS '18-1	$ 406,084.61	20.93%	0.209277
Net DS '08	$ 183,908.43	9.48%	0.094778
Net DS '18-2	$ 307,734.80	15.86%	0.158592
Net Total	**1,940,419.77**	**100.00%**	**1.000000**

Date Received	Amount Received	53.74% Raw Numbers Operations Revenue	53.74% Rounded Operations Revenue	20.93% Raw Numbers 2018-1 Debt Service Revenue	20.93% Rounded 2018-1 Debt Service Revenue	9.48% Raw Numbers 2008 Debt Service Revenue	9.48% Rounded 2008 Debt Service Revenue	15.86% Raw Numbers 2018-2 AMENITY Debt Service Revenue	15.86% Rounded 2018-2 AMENITY Debt Service Revenue	Proof	Date Transferred / Distribution ID	Notes / CDD check
11/8/2023	**13,850.49**	7,442.62	7,442.62	2,898.59	2,898.59	1,312.72	1,312.72	2,196.58	2,196.58	(0.02)	644	
11/17/2023	65,312.66	35,096.02	35,096.02	13,668.44	13,668.44	6,190.20	6,190.20	10,358.07	10,358.07	(0.07)	646	
		-	-	-	-	-	-	-	-	-		
		-	-	-	-	-	-	-	-	-		
		-	-	-	-	-	-	-	-	-		
		-	-	-	-	-	-	-	-	-		
		-	-	-	-	-	-	-	-	-		
		-	-	-	-	-	-	-	-	-		
		-	-	-	-	-	-	-	-	-		
		-	-	-	-	-	-	-	-	-		
		-	-	-	-	-	-	-	-	-		
		-	-	-	-	-	-	-	-	-		
		-	-	-	-	-	-	-	-	-		
		-	-	-	-	-	-	-	-	-		
		-	-	-	-	-	-	-	-	-		
		-	-	-	-	-	-	-	-	-		
		-	-	-	-	-	-	-	-	-		
TOTAL	**79,163.15**	42,538.64	42,538.64	16,567.03	16,567.03	7,502.93	7,502.93	12,554.64	12,554.64	(0.09)		
Net Total on Roll	1,940,419.77		1,042,691.93		406,084.61		183,908.43	307,734.80	307,734.80			
Collection Surplus / (Deficit)	(1,861,256.62)		(1,000,153.29)		(389,517.58)		(176,405.50)	(295,180.16)	(295,180.16)			

Hillsborough County Tax Collector - Distribution by Agency - CURRENT YEAR - for 11-01-2023 to 11-10-2023 dated 11-17-2023 - Run 11/16/2023 10:40AM

Distribution Category	Distribution ID	Act System Num	Funding Agency	Tax	Fees	Penalty	Interest	Discount	Allocated	Commission	Distributed Amt
Real Estate Current	646	DD0033	VILLAGE ESTATES WEST SDD	1,200.00	0.00	0.00	0.00	-48.00	1,152.00	23.04	1,128.96
Real Estate Current	646	DD0034	PARKWAY CENTER CDD	69,422.63	0.00	0.00	0.00	-2,777.05	66,645.58	1,332.92	65,312.66
Real Estate Current	646	DD0035	PINE HOLLOW SDD	1,200.00	0.00	0.00	0.00	-48.00	1,152.00	23.04	1,128.96
Real Estate Current	646	DD0036	CHEVAL WEST CDD	116,657.25	0.00	0.00	0.00	-4,666.29	111,990.96	2,239.81	109,751.15
Real Estate Current	646	DD0037	WESTCHASE CDD	340,185.62	0.00	0.00	0.00	-13,608.53	326,577.09	6,531.55	320,045.54
Real Estate Current	646	DD0038	ARLINGTON SDD	2,535.00	0.00	0.00	0.00	-101.40	2,433.60	48.67	2,384.93
Real Estate Current	646	DD0040	CORY LAKES CDD	338,368.55	0.00	0.00	0.00	-13,534.48	324,834.07	6,496.68	318,337.39
Real Estate Current	646	DD0041	TAMPA DOWNTOWN DEVELOPMENT	494,700.35	0.00	0.00	0.00	-19,783.83	474,916.52	9,498.34	465,418.18
Real Estate Current	646	DD0043	WESTSHORE BUSINESS DISTRICT	42,862.78	0.00	0.00	0.00	-1,671.59	41,191.19	823.82	40,367.37
Real Estate Current	646	DD0044	BOYETTE SPRINGS SDD	6,020.00	0.00	0.00	0.00	-240.80	5,779.20	115.57	5,663.63
Real Estate Current	646	DD0045	LAKE BRANT SDD	269.71	0.00	0.00	0.00	-10.78	258.93	5.18	253.75
Real Estate Current	646	DD0046	PALM BAY CDD	12,984.78	0.00	0.00	0.00	-519.38	12,465.40	249.31	12,216.09
Real Estate Current	646	DD0047	TAMPA PALMS OST CDD	223,045.50	0.00	0.00	0.00	-8,921.38	214,124.12	4,282.48	209,841.64
Real Estate Installment	646	DD0047	TAMPA PALMS OST CDD	28.95	0.00	0.00	0.00	-1.30	27.65	0.55	27.10
Real Estate Current, Real Estate Installment	646	DD0047	TAMPA PALMS OST CDD	223,074.45	0.00	0.00	0.00	-8,922.68	214,151.77	4,283.03	209,868.74
Real Estate Current	646	DD0048	WATERFORD SDD	7,700.00	0.00	0.00	0.00	-308.00	7,392.00	147.84	7,244.16
Real Estate Current	646	DD0049	BUCKHORN ESTATES SDD	4,875.00	0.00	0.00	0.00	-195.00	4,680.00	93.60	4,586.40
Real Estate Current	646	DD0051	LAKE ST CHARLES CDD	102,000.00	0.00	0.00	0.00	-4,080.00	97,920.00	1,958.40	95,961.60
Real Estate Current	646	DD0053	ARBOR GREENE CDD	237,603.82	0.00	0.00	0.00	-9,503.96	228,099.86	4,562.00	223,537.86
Real Estate Current	646	DD0055	HERITAGE HARBOR CDD	82,836.16	0.00	0.00	0.00	-3,313.52	79,522.64	1,590.45	77,932.19
Real Estate Current	646	DD0056	BUCKHORN OAKS SDD	1,800.00	0.00	0.00	0.00	-72.00	1,728.00	34.56	1,693.44
Real Estate Current	646	DD0057	HERITAGE ISLES CDD	129,303.11	0.00	0.00	0.00	-5,172.16	124,130.95	2,482.61	121,648.34

CHECK REQUEST FORM
Parkway Center

Date:	11/17/2023
Invoice#:	11172023-3
Vendor#:	V00115
Vendor Name:	Parkway Center
Pay From:	Wells Fargo Acct# 1958
Description:	Series 2018-2 Amenity - FY 24 Tax Dist ID 646
Code to:	202.103200.1000
Amount:	**$10,358.07**

11/17/2023

Requested By: Teresa Farlow

PARKWAY CENTER CDD
DISTRICT CHECK REQUEST

Today's Date	11/17/2023
Payable To	Parkway Center CDD
Check Amount	**$13,668.44**
Check Description	Series 2008 - FY 22 Tax Dist. ID 646
Check Amount	**$6,190.20**
Check Description	Series 2018-1 - FY 22 Tax Dist. ID 646
Check Amount	**$10,358.07**
Check Description	Series 2018-2 - FY 22 Tax Dist. ID 646
Special Instructions	Do not mail. Please give to Eric Davidson

(Please attach all supporting documentation: invoices, receipts, etc.)

Eric
Authorization

DM			
Fund	001		
G/L	20702		
Object Code			
Chk #		Date	

PARKWAY CENTER CDD

TAX REVENUE RECEIPTS AND TRANSFER SCHEDULE
Fiscal Year 2024, Tax Year 2023

	Dollar Amounts	FY 2024	
Net O&M	$ 1,042,691.93	53.74%	0.537354
Net DS '18-1	$ 406,084.61	20.93%	0.209277
Net DS '08	$ 183,908.43	9.48%	0.094778
Net DS '18-2	$ 307,734.80	15.86%	0.158592
Net Total	**1,940,419.77**	**100.00%**	**1.000000**

Date Received	Amount Received	53.74% Raw Numbers Operations Revenue	53.74% Rounded Operations Revenue	20.93% Raw Numbers 2018-1 Debt Service Revenue	20.93% Rounded 2018-1 Debt Service Revenue	9.48% Raw Numbers 2008 Debt Service Revenue	9.48% Rounded 2008 Debt Service Revenue	15.86% Raw Numbers 2018-2 AMENITY Debt Service Revenue	15.86% Rounded 2018-2 AMENITY Debt Service Revenue	Proof	Date Transferred / Distribution ID	Notes / CDD check
11/8/2023	**13,850.49**	7,442.62	7,442.62	2,898.59	2,898.59	1,312.72	1,312.72	2,196.58	2,196.58	(0.02)	644	
11/17/2023	65,312.66	35,096.02	35,096.02	13,668.44	13,668.44	6,190.20	6,190.20	10,358.07	10,358.07	(0.07)	646	
		-	-	-	-	-	-	-	-	-		
		-	-	-	-	-	-	-	-	-		
		-	-	-	-	-	-	-	-	-		
		-	-	-	-	-	-	-	-	-		
		-	-	-	-	-	-	-	-	-		
		-	-	-	-	-	-	-	-	-		
		-	-	-	-	-	-	-	-	-		
		-	-	-	-	-	-	-	-	-		
		-	-	-	-	-	-	-	-	-		
		-	-	-	-	-	-	-	-	-		
		-	-	-	-	-	-	-	-	-		
		-	-	-	-	-	-	-	-	-		
		-	-	-	-	-	-	-	-	-		
		-	-	-	-	-	-	-	-	-		
		-	-	-	-	-	-	-	-	-		
TOTAL	**79,163.15**	42,538.64	42,538.64	16,567.03	16,567.03	7,502.93	7,502.93	12,554.64	12,554.64	(0.09)		
Net Total on Roll	1,940,419.77		1,042,691.93		406,084.61		183,908.43	307,734.80	307,734.80			
Collection Surplus / (Deficit)	(1,861,256.62)		(1,000,153.29)		(389,517.58)		(176,405.50)	(295,180.16)	(295,180.16)			

Hillsborough County Tax Collector - Distribution by Agency - CURRENT YEAR - for 11-01-2023 to 11-10-2023 dated 11-17-2023 - Run 11/16/2023 10:40AM

Distribution Category	Distribution ID	Act System Num	Funding Agency	Tax	Fees	Penalty	Interest	Discount	Allocated	Commission	Distributed Amt
Real Estate Current	646	DD0033	VILLAGE ESTATES WEST SDD	1,200.00	0.00	0.00	0.00	-48.00	1,152.00	23.04	1,128.96
Real Estate Current	646	DD0034	PARKWAY CENTER CDD	69,422.63	0.00	0.00	0.00	-2,777.05	66,645.58	1,332.92	65,312.66
Real Estate Current	646	DD0035	PINE HOLLOW SDD	1,200.00	0.00	0.00	0.00	-48.00	1,152.00	23.04	1,128.96
Real Estate Current	646	DD0036	CHEVAL WEST CDD	116,657.25	0.00	0.00	0.00	-4,666.29	111,990.96	2,239.81	109,751.15
Real Estate Current	646	DD0037	WESTCHASE CDD	340,185.62	0.00	0.00	0.00	-13,608.53	326,577.09	6,531.55	320,045.54
Real Estate Current	646	DD0038	ARLINGTON SDD	2,535.00	0.00	0.00	0.00	-101.40	2,433.60	48.67	2,384.93
Real Estate Current	646	DD0040	CORY LAKES CDD	338,368.55	0.00	0.00	0.00	-13,534.48	324,834.07	6,496.68	318,337.39
Real Estate Current	646	DD0041	TAMPA DOWNTOWN DEVELOPMENT	494,700.35	0.00	0.00	0.00	-19,783.83	474,916.52	9,498.34	465,418.18
Real Estate Current	646	DD0043	WESTSHORE BUSINESS DISTRICT	42,862.78	0.00	0.00	0.00	-1,671.59	41,191.19	823.82	40,367.37
Real Estate Current	646	DD0044	BOYETTE SPRINGS SDD	6,020.00	0.00	0.00	0.00	-240.80	5,779.20	115.57	5,663.63
Real Estate Current	646	DD0045	LAKE BRANT SDD	269.71	0.00	0.00	0.00	-10.78	258.93	5.18	253.75
Real Estate Current	646	DD0046	PALM BAY CDD	12,984.78	0.00	0.00	0.00	-519.38	12,465.40	249.31	12,216.09
Real Estate Current	646	DD0047	TAMPA PALMS OST CDD	223,045.50	0.00	0.00	0.00	-8,921.38	214,124.12	4,282.48	209,841.64
Real Estate Installment	646	DD0047	TAMPA PALMS OST CDD	28.95	0.00	0.00	0.00	-1.30	27.65	0.55	27.10
Real Estate Current, Real Estate Installment	646	DD0047	TAMPA PALMS OST CDD	223,074.45	0.00	0.00	0.00	-8,922.68	214,151.77	4,283.03	209,868.74
Real Estate Current	646	DD0048	WATERFORD SDD	7,700.00	0.00	0.00	0.00	-308.00	7,392.00	147.84	7,244.16
Real Estate Current	646	DD0049	BUCKHORN ESTATES SDD	4,875.00	0.00	0.00	0.00	-195.00	4,680.00	93.60	4,586.40
Real Estate Current	646	DD0051	LAKE ST CHARLES CDD	102,000.00	0.00	0.00	0.00	-4,080.00	97,920.00	1,958.40	95,961.60
Real Estate Current	646	DD0053	ARBOR GREENE CDD	237,603.82	0.00	0.00	0.00	-9,503.96	228,099.86	4,562.00	223,537.86
Real Estate Current	646	DD0055	HERITAGE HARBOR CDD	82,836.16	0.00	0.00	0.00	-3,313.52	79,522.64	1,590.45	77,932.19
Real Estate Current	646	DD0056	BUCKHORN OAKS SDD	1,800.00	0.00	0.00	0.00	-72.00	1,728.00	34.56	1,693.44
Real Estate Current	646	DD0057	HERITAGE ISLES CDD	129,303.11	0.00	0.00	0.00	-5,172.16	124,130.95	2,482.61	121,648.34

COST	QTY.	ITEM	UNIT PRICE	PRICE
	1	Push Button timer		37.00

Don Harrison Enterprises LLC

2510 Priscilla Ct. Lutz, FL 33559-5679
(813) 363-6286
#00434 #13010124

№ 3044

DATE 10 28 23

NAME Parkway Center C.D.D.
STREET 2005 Pan Am Circle Ste 300 PHONE (813) 873-7300
CITY Tampa STATE FL ZIP 33607
JOB NAME/LOCATION JOB PHONE
ADDRESS OAKCreek Riverview (Clubhouse) (Dale)
SCHEDULED DATE/TIME
WORK TAKEN BY Don ORDERED BY Gene Roberts

DESCRIPTION OF WORK

Replaced Spa Timer with a Push Button preset type timer.

Repaired Fallen Breezeway fixture as needed.

(Completed)

Received
NOV 01 2023

TECHNICIAN	ARRIVE	LEAVE	TOTAL HRS.	RATE	TOTAL LABOR
Don			2	160	320.00

ASK ABOUT OUR SERVICE CONTRACTS

		TOTALS	☐ CC	CHARGES / AMOUNT
MAT.			☐ BILL	PARTS 37.00
PERMITS			☐ $	LABOR 320.00
MISC.			☐ CK	SERVICE CALL 50.00
TAX			PREVENTIVE MAINTENANCE DISCOUNT	
LABOR			TOTAL AMOUNT DUE	$ 407.00
TOTAL				

PARTS WARRANTY - All parts as recorded are warranted as per manufacturer specifications.
LABOR GUARANTEE - The labor charges as recorded here are relative to the equipment serviced as noted, is guaranteed for a period of 30 days.

UPON INSPECTION, OUR TRAINED PERSONNEL RECOMMEND THE FOLLOWING:

DATE COMPLETED 10-27-23

TERMS: Net Due Upon Completion

AUTHORIZATION FOR SERVICE: The undersigned hereby warrants that he has the full right and authority to enter into this agreement and accepts responsibility for any charges incurred at the established hourly rate and for a trip charge. If applicable, subject to the terms and condition herein. It is understood and agreed that venue for any cause of action arising out of the agreement shall be in Hillsborough County, Florida, and that the customer shall be responsible for any reasonable attorney's fees and collection costs. Late charges of 1½% per month on all past due balances.

CUSTOMER SIGNATURE

I hereby accept above service as being satisfactory and acknowledge that equipment has been left in good condition.

CUSTOMER SIGNATURE

3C

Parkway Center
Community Development District

Financial Statements
(Unaudited)

Period Ending
December 31, 2023

Prepared by:

INFRAMARK
INFRASTRUCTURE MANAGEMENT SERVICES

2005 Pan Am Circle ~ Suite 300 ~ Tampa, Florida 33607
Phone (813) 873-7300 ~ Fax (813) 873-7070

PARKWAY CENTER COMMUNITY DEVELOPMENT DISTRICT

Balance Sheet

As of December 31, 2023

(In Whole Numbers)

ACCOUNT DESCRIPTION	GENERAL FUND	SERIES 2008 DEBT SERVICE FUND	SERIES 2018-1 DEBT SERVICE FUND	SERIES 2018-2 DEBT SERVICE FUND	SERIES 2018-2 CAPITAL PROJECTS FUND	GENERAL FIXED ASSETS FUND	GENERAL LONG-TERM DEBT FUND	TOTAL
ASSETS								
Cash - Operating Account	$ 1,003,738	$ -	$ -	$ -	$ -	$ -	$ -	$ 1,003,738
Cash in Transit	-	320,722	147,739	244,345	-	-	-	712,806
Accounts Receivable - Other	425	-	-	-	-	-	-	425
Due From Other Funds	-	-	198,121	2,300	19	-	-	200,440
Investments:								
Reserve Fund	-	17,293	191,727	144,716	-	-	-	353,736
Revenue Fund	-	163,744	192,148	77,792	-	-	-	433,684
Deposits	8,368	-	-	-	-	-	-	8,368
Fixed Assets								
Buildings	-	-	-	-	-	30,000	-	30,000
Improvements Other Than Buildings (IOTB)	-	-	-	-	-	2,653,526	-	2,653,526
Ancillary Costs	-	-	-	-	-	937,602	-	937,602
Construction Work In Process	-	-	-	-	-	4,189,295	-	4,189,295
Amount Avail In Debt Services	-	-	-	-	-	-	808,400	808,400
Amount To Be Provided	-	-	-	-	-	-	8,386,600	8,386,600
TOTAL ASSETS	**$ 1,012,531**	**$ 501,759**	**$ 729,735**	**$ 469,153**	**$ 19**	**$ 7,810,423**	**$ 9,195,000**	**$ 19,718,620**
LIABILITIES								
Accounts Payable	$ 8,642	$ -	$ -	$ -	$ -	$ -	$ -	$ 8,642
Accrued Expenses	9,500	-	-	-	-	-	-	9,500
Accounts Payable - Other	37	-	-	-	-	-	-	37
Deposits	50	-	-	-	-	-	-	50
Bonds Payable	-	-	-	-	-	-	9,195,000	9,195,000
Due To Other Funds	6,765	193,675	-	-	-	-	-	200,440
TOTAL LIABILITIES	**24,994**	**193,675**	**-**	**-**	**-**	**-**	**9,195,000**	**9,413,669**

PARKWAY CENTER COMMUNITY DEVELOPMENT DISTRICT

Balance Sheet

As of December 31, 2023

(In Whole Numbers)

ACCOUNT DESCRIPTION	GENERAL FUND	SERIES 2008 DEBT SERVICE FUND	SERIES 2018-1 DEBT SERVICE FUND	SERIES 2018-2 DEBT SERVICE FUND	SERIES 2018-2 CAPITAL PROJECTS FUND	GENERAL FIXED ASSETS FUND	GENERAL LONG-TERM DEBT FUND	TOTAL
FUND BALANCES								
Restricted for:								
Debt Service	-	308,084	729,735	469,153	-	-	-	1,506,972
Capital Projects	-	-	-	-	19	-	-	19
Unassigned:	987,537	-	-	-	-	7,810,423	-	8,797,960
TOTAL FUND BALANCES	**987,537**	**308,084**	**729,735**	**469,153**	**19**	**7,810,423**	**-**	**10,304,951**
TOTAL LIABILITIES & FUND BALANCES	**$ 1,012,531**	**$ 501,759**	**$ 729,735**	**$ 469,153**	**$ 19**	**$ 7,810,423**	**$ 9,195,000**	**$ 19,718,620**

PARKWAY CENTER COMMUNITY DEVELOPMENT DISTRICT

Statement of Revenues, Expenditures and Changes in Fund Balances

For the Period Ending December 31, 2023

General Fund (001)

(In Whole Numbers)

ACCOUNT DESCRIPTION	ANNUAL ADOPTED BUDGET	YEAR TO DATE ACTUAL	VARIANCE ($) FAV(UNFAV)	YTD ACTUAL AS A % OF ADOPTED BUD
REVENUES				
Special Assmnts- Tax Collector	970,110	930,925	(39,185)	95.96%
Other Miscellaneous Revenues	10,000	1,939	(8,061)	19.39%
TOTAL REVENUES	**980,110**	**932,864**	**(47,246)**	**95.18%**
EXPENDITURES				
Administration				
Supervisor Fees	12,000	2,600	9,400	21.67%
ProfServ-Arbitrage Rebate	1,000	-	1,000	0.00%
ProfServ-Info Technology	3,200	491	2,709	15.34%
ProfServ-Recording Secretary	2,772	667	2,105	24.06%
ProfServ-Trustee Fees	12,500	-	12,500	0.00%
Disclosure Report	6,000	1,000	5,000	16.67%
District Counsel	7,500	1,073	6,427	14.31%
District Engineer	7,500	1,385	6,115	18.47%
District Manager	28,840	4,807	24,033	16.67%
Accounting Services	28,667	4,780	23,887	16.67%
Auditing Services	9,500	-	9,500	0.00%
Website Compliance	1,500	-	1,500	0.00%
Postage, Phone, Faxes, Copies	750	72	678	9.60%
Public Officials Insurance	4,325	3,409	916	78.82%
Legal Advertising	1,000	430	570	43.00%
Misc-Non Ad Valorem Taxes	7,000	-	7,000	0.00%
Bank Fees	350	-	350	0.00%
Miscellaneous Expenses	500	461	39	92.20%
Office Supplies	200	-	200	0.00%
Dues, Licenses, Subscriptions	500	1,969	(1,469)	393.80%
Total Administration	135,604	23,144	112,460	17.07%
Electric Utility Services				
Electricity - Streetlights	120,000	27,213	92,787	22.68%
Total Electric Utility Services	120,000	27,213	92,787	22.68%

PARKWAY CENTER COMMUNITY DEVELOPMENT DISTRICT

Statement of Revenues, Expenditures and Changes in Fund Balances

For the Period Ending December 31, 2023

General Fund (001)

(In Whole Numbers)

ACCOUNT DESCRIPTION	ANNUAL ADOPTED BUDGET	YEAR TO DATE ACTUAL	VARIANCE ($) FAV(UNFAV)	YTD ACTUAL AS A % OF ADOPTED BUD
Garbage/Solid Waste Services				
Garbage - Recreational Facility	1,700	724	976	42.59%
Total Garbage/Solid Waste Services	1,700	724	976	42.59%
Water-Sewer Comb Services				
Utility - Water	16,800	7,211	9,589	42.92%
Total Water-Sewer Comb Services	16,800	7,211	9,589	42.92%
Other Physical Environment				
Waterway Management	22,300	9,895	12,405	44.37%
Field Services	27,707	4,618	23,089	16.67%
Waterway Management - Other	2,500	-	2,500	0.00%
Contracts - Landscape	274,413	53,481	220,932	19.49%
Clubhouse Security Systems	14,000	2,904	11,096	20.74%
Onsite Staff	60,000	16,400	43,600	27.33%
Insurance -Property & Casualty	28,300	36,071	(7,771)	127.46%
R&M-Gate	1,500	-	1,500	0.00%
R&M-Other Landscape	10,000	47,837	(37,837)	478.37%
R&M-Pools	39,600	7,900	31,700	19.95%
Entry/Gate/Walls Maintenance	4,000	66	3,934	1.65%
Plant Replacement Program	20,000	-	20,000	0.00%
Irrigation Maintenance	12,000	1,523	10,477	12.69%
Mitigation Area Monitoring & Maintenance	9,500	-	9,500	0.00%
Total Other Physical Environment	525,820	180,695	345,125	34.36%
Capital Expenditures & Projects				
Capital Improvements	30,000	-	30,000	0.00%
Total Capital Expenditures & Projects	30,000	-	30,000	0.00%
Road and Street Facilities				
StreetLight - Decorative Light Maint.	5,000	-	5,000	0.00%
Pavement and Signage Repairs	1,500	-	1,500	0.00%
Misc-Holiday Lighting	16,050	-	16,050	0.00%
Total Road and Street Facilities	22,550	-	22,550	0.00%

PARKWAY CENTER COMMUNITY DEVELOPMENT DISTRICT

Statement of Revenues, Expenditures and Changes in Fund Balances

For the Period Ending December 31, 2023

General Fund (001)

(In Whole Numbers)

ACCOUNT DESCRIPTION	ANNUAL ADOPTED BUDGET	YEAR TO DATE ACTUAL	VARIANCE ($) FAV(UNFAV)	YTD ACTUAL AS A % OF ADOPTED BUD
Parks and Recreation				
Security Patrol Services	15,000	4,158	10,842	27.72%
R&M-Pools	2,500	2,734	(234)	109.36%
Playground Equipment and Maintenance	12,000	-	12,000	0.00%
Special Events	3,000	-	3,000	0.00%
Misc-Contingency	57,136	3,944	53,192	6.90%
Total Parks and Recreation	89,636	10,836	78,800	12.09%
Reserves				
Capital Reserve	38,000	-	38,000	0.00%
Total Reserves	38,000	-	38,000	0.00%
TOTAL EXPENDITURES & RESERVES	**980,110**	**249,823**	**730,287**	**25.49%**
Excess (deficiency) of revenues Over (under) expenditures	-	683,041	683,041	0.00%
FUND BALANCE, BEGINNING (OCT 1, 2023)		**304,496**		
FUND BALANCE, ENDING		**$ 987,537**		

PARKWAY CENTER COMMUNITY DEVELOPMENT DISTRICT

Statement of Revenues, Expenditures and Changes in Fund Balances

For the Period Ending December 31, 2023

Series 2008 Debt Service Fund (201)

(In Whole Numbers)

ACCOUNT DESCRIPTION	ANNUAL ADOPTED BUDGET	YEAR TO DATE ACTUAL	VARIANCE ($) FAV(UNFAV)	YTD ACTUAL AS A % OF ADOPTED BUD
REVENUES				
Interest - Investments	$ -	$ 1,316	$ 1,316	0.00%
Special Assmnts- Tax Collector	167,180	164,195	(2,985)	98.21%
TOTAL REVENUES	**167,180**	**165,511**	**(1,669)**	**99.00%**
EXPENDITURES				
Debt Service				
Principal Debt Retirement	110,000	-	110,000	0.00%
Interest Expense	57,180	27,259	29,921	47.67%
Total Debt Service	167,180	27,259	139,921	16.31%
TOTAL EXPENDITURES	**167,180**	**27,259**	**139,921**	**16.31%**
Excess (deficiency) of revenues Over (under) expenditures	-	138,252	138,252	0.00%
FUND BALANCE, BEGINNING (OCT 1, 2023)		**169,832**		
FUND BALANCE, ENDING		**$ 308,084**		

PARKWAY CENTER COMMUNITY DEVELOPMENT DISTRICT

Statement of Revenues, Expenditures and Changes in Fund Balances

For the Period Ending December 31, 2023

Series 2018-1 Debt Service Fund (202)

(In Whole Numbers)

ACCOUNT DESCRIPTION	ANNUAL ADOPTED BUDGET	YEAR TO DATE ACTUAL	VARIANCE ($) FAV(UNFAV)	YTD ACTUAL AS A % OF ADOPTED BUD
REVENUES				
Interest - Investments	$ -	$ 4,335	$ 4,335	0.00%
Special Assmnts- Tax Collector	378,581	362,556	(16,025)	95.77%
TOTAL REVENUES	**378,581**	**366,891**	**(11,690)**	**96.91%**
EXPENDITURES				
Debt Service				
Principal Debt Retirement	235,000	-	235,000	0.00%
Interest Expense	143,581	69,734	73,847	48.57%
Total Debt Service	378,581	69,734	308,847	18.42%
TOTAL EXPENDITURES	**378,581**	**69,734**	**308,847**	**18.42%**
Excess (deficiency) of revenues Over (under) expenditures	-	297,157	297,157	0.00%
FUND BALANCE, BEGINNING (OCT 1, 2023)		**432,578**		
FUND BALANCE, ENDING		**$ 729,735**		

PARKWAY CENTER COMMUNITY DEVELOPMENT DISTRICT

Statement of Revenues, Expenditures and Changes in Fund Balances

For the Period Ending December 31, 2023

Series 2018-2 Debt Service Fund (203)

(In Whole Numbers)

ACCOUNT DESCRIPTION	ANNUAL ADOPTED BUDGET	YEAR TO DATE ACTUAL	VARIANCE ($) FAV(UNFAV)	YTD ACTUAL AS A % OF ADOPTED BUD
REVENUES				
Interest - Investments	$ -	$ 2,739	$ 2,739	0.00%
Special Assmnts- Tax Collector	287,283	274,749	(12,534)	95.64%
TOTAL REVENUES	**287,283**	**277,488**	**(9,795)**	**96.59%**
EXPENDITURES				
Debt Service				
Principal Debt Retirement	90,000	-	90,000	0.00%
Interest Expense	197,283	97,854	99,429	49.60%
Total Debt Service	287,283	97,854	189,429	34.06%
TOTAL EXPENDITURES	**287,283**	**97,854**	**189,429**	**34.06%**
Excess (deficiency) of revenues Over (under) expenditures	-	179,634	179,634	0.00%
FUND BALANCE, BEGINNING (OCT 1, 2023)		**289,519**		
FUND BALANCE, ENDING		**$ 469,153**		

PARKWAY CENTER COMMUNITY DEVELOPMENT DISTRICT

Statement of Revenues, Expenditures and Changes in Fund Balances

For the Period Ending December 31, 2023

Series 2018-2 Capital Projects Fund (303)

(In Whole Numbers)

ACCOUNT DESCRIPTION	ANNUAL ADOPTED BUDGET	YEAR TO DATE ACTUAL	VARIANCE ($) FAV(UNFAV)	YTD ACTUAL AS A % OF ADOPTED BUD
REVENUES				
TOTAL REVENUES	**-**	**-**	**-**	**0.00%**
EXPENDITURES				
TOTAL EXPENDITURES	**-**	**-**	**-**	**0.00%**
Excess (deficiency) of revenues Over (under) expenditures	-	-	-	0.00%
FUND BALANCE, BEGINNING (OCT 1, 2023)		**19**		
FUND BALANCE, ENDING		**$ 19**		

PARKWAY CENTER COMMUNITY DEVELOPMENT DISTRICT

Statement of Revenues, Expenditures and Changes in Fund Balances

For the Period Ending December 31, 2023

General Fixed Assets Fund (900)

(In Whole Numbers)

ACCOUNT DESCRIPTION	ANNUAL ADOPTED BUDGET	YEAR TO DATE ACTUAL	VARIANCE ($) FAV(UNFAV)	YTD ACTUAL AS A % OF ADOPTED BUD
REVENUES				
TOTAL REVENUES	**-**	**-**	**-**	**0.00%**
EXPENDITURES				
TOTAL EXPENDITURES	**-**	**-**	**-**	**0.00%**
Excess (deficiency) of revenues Over (under) expenditures	-	-	-	0.00%
FUND BALANCE, BEGINNING (OCT 1, 2023)		**7,810,423**		
FUND BALANCE, ENDING		**$ 7,810,423**		

PARKWAY CENTER CDD

Bank Reconciliation

Bank Account No.	1958	Wells Fargo - GF Operating
Statement No.	12-23	
Statement Date	12/31/2023	

G/L Balance (LCY)	1,003,738.01	**Statement Balance**	1,711,596.29
G/L Balance	1,003,738.01	**Outstanding Deposits**	525.00
Positive Adjustments	0.00		
		Subtotal	1,712,121.29
Subtotal	1,003,738.01	**Outstanding Checks**	708,383.28
Negative Adjustments	0.00	**Differences**	0.00
Ending G/L Balance	1,003,738.01	**Ending Balance**	1,003,738.01
Difference	0.00		

Posting Date	Document Type	Document No.	Description	Amount	Cleared Amount	Difference
Checks						
8/3/2023	Payment	6119	LINDA W. BELL	200.00	200.00	0.00
11/22/2023	Payment	6216	INFRAMARK LLC	8,102.00	8,102.00	0.00
11/22/2023	Payment	6219	LINDA W. BELL	200.00	200.00	0.00
11/22/2023	Payment	6220	PARKWAY CENTER CDD	36,624.60	36,624.60	0.00
11/22/2023	Payment	6221	TANYA O'CONNOR	200.00	200.00	0.00
11/30/2023	Payment	6222	DOORKING INC.	32.95	32.95	0.00
11/30/2023	Payment	6223	EGIS INSURANCE	39,480.00	39,480.00	0.00
11/30/2023	Payment	6224	FIRST CHOICE AQUATIC WEED	2,276.00	2,276.00	0.00
11/30/2023	Payment	6225	LANDSCAPE MAINTENANCE	36,400.00	36,400.00	0.00
12/1/2023	Payment	DD207	Payment of Invoice 001176	2,357.93	2,357.93	0.00
12/7/2023	Payment	6226	BLUE LIFE POOL SERVICE LLC	1,600.00	1,600.00	0.00
12/7/2023	Payment	6227	DON HARRISON ENTERPRISES LLC	610.00	610.00	0.00
12/7/2023	Payment	6228	INFRAMARK LLC	512.45	512.45	0.00
12/7/2023	Payment	6229	LANDSCAPE MAINTENANCE	18,999.40	18,999.40	0.00
12/7/2023	Payment	6230	PHOENIX NATIONAL SECURITY LLC	462.00	462.00	0.00
12/13/2023	Payment	6231	FLA POOLS INC.	3,100.00	3,100.00	0.00
12/13/2023	Payment	6232	NEPTUNE MULTI SERVICES LLC	2,460.00	2,460.00	0.00
12/13/2023	Payment	6233	PARKWAY CENTER CDD	58,992.08	58,992.08	0.00
12/21/2023	Payment	6234	CARSON'S LAWN & LANDSCAPING	5,600.00	5,600.00	0.00
12/21/2023	Payment	6235	COMMERCIAL FIRE &	706.74	706.74	0.00
12/21/2023	Payment	6236	ENVERA SYSTEMS	1,058.75	1,058.75	0.00
12/21/2023	Payment	6237	JO ANN WARD	200.00	200.00	0.00
12/21/2023	Payment	6238	KOKO L. MILLER	200.00	200.00	0.00
12/21/2023	Payment	6240	STANTEC CONSULTING	1,385.00	1,385.00	0.00
12/21/2023	Payment	6241	TANYA O'CONNOR	200.00	200.00	0.00
12/1/2023		JE000482	Onsite- Payroll 12.01.23	4,440.33	4,440.33	0.00
12/5/2023		JE000475	Clubhouse rental	145.35	145.35	0.00
12/15/2023		JE000476	Clubhouse rental	250.00	250.00	0.00
12/15/2023		JE000480	Onsite- Payroll 12.15.23	2,001.49	2,001.49	0.00
12/19/2023		JE000477	Clubhouse rental	150.00	150.00	0.00
12/19/2023		JE000478	Clubhouse rental	150.00	150.00	0.00
12/27/2023		JE000479	Clubhouse rental	251.50	251.50	0.00
12/29/2023		JE000481	Onsite- Payroll 12.29.23	2,421.93	2,421.93	0.00
12/4/2023	Payment	DD209	Payment of Invoice 001183	285.76	285.76	0.00
12/8/2023	Payment	DD210	Payment of Invoice 001192	242.30	242.30	0.00

PARKWAY CENTER CDD

Bank Reconciliation

Posting Date	Document Type	Document No.	Description		Amount	Cleared Amount	Difference
12/26/2023	Payment	DD211	Payment of Invoice 001205		804.78	804.78	0.00
12/26/2023	Payment	DD212	Payment of Invoice 001222		319.46	319.46	0.00
12/27/2023	Payment	DD218	Payment of Invoice 001248		10,274.58	10,274.58	0.00
12/29/2023	Payment	DD213	Payment of Invoice 001251		1,178.41	1,178.41	0.00
12/29/2023	Payment	DD214	Payment of Invoice 001252		820.50	820.50	0.00
12/29/2023	Payment	DD215	Payment of Invoice 001253		647.78	647.78	0.00
12/29/2023	Payment	DD216	Payment of Invoice 001254		308.58	308.58	0.00
12/29/2023	Payment	DD217	Payment of Invoice 001255		610.16	610.16	0.00
Total Checks					247,262.81	247,262.81	0.00
Deposits							
12/5/2023		JE000466	Clubhouse rental	G/L	193.40	193.40	0.00
12/5/2023		JE000483	Debt Service/ Tax Revenue	G/L	127,510.14	127,510.14	0.00
12/6/2023		JE000467	Clubhouse rental	G/L	96.40	96.40	0.00
12/7/2023		JE000468	Clubhouse rental	G/L	245.68	245.68	0.00
12/7/2023		JE000484	Debt Service/ Tax Revenue	G/L	1,467,867.05	1,467,867.05	0.00
12/8/2023		JE000469	Clubhouse rental	G/L	24.25	24.25	0.00
12/11/2023		JE000470	Clubhouse rental	G/L	267.37	267.37	0.00
12/13/2023		JE000471	Clubhouse rental	G/L	96.40	96.40	0.00
12/15/2023		JE000485	Debt Service/ Tax Revenue	G/L	19,719.90	19,719.90	0.00
12/18/2023		JE000472	Clubhouse rental	G/L	289.80	289.80	0.00
12/20/2023		JE000473	Clubhouse rental	G/L	144.75	144.75	0.00
12/29/2023		JE000474	Clubhouse rental	G/L	120.57	120.57	0.00
Total Deposits					1,616,575.71	1,616,575.71	0.00
Outstanding Checks							
10/20/2022	Payment	5870	AQUAPRO POOL SOLUTIONS		2,300.00	0.00	2,300.00
11/22/2023	Payment	6215	CHARLOTTE HAZLEWOOD		200.00	0.00	200.00
12/21/2023	Payment	6239	PARKWAY CENTER CDD		705,883.28	0.00	705,883.28
Total Outstanding Checks					**708,383.28**		**708,383.28**
Outstanding Deposits							
6/30/2023		JE000325	Cleared o/s 09/30 entry in March still o/s	G/L	525.00	0.00	525.00
Total Outstanding Deposits					**525.00**		**525.00**

Commercial Checking Acct Public Funds

Account number: [redacted] ■ December 1, 2023 - December 31, 2023 ■ Page 1 of 3
Image count: 24

WELLS FARGO

PARKWAY CENTER COMMUNITY
DEVELOPMENT DISTRICT
5680 W CYPRESS ST STE A
TAMPA FL 33607-1775

Questions?

Call your Customer Service Officer or Client Services
1-800-AT WELLS (1-800-289-3557)
5:00 AM TO 6:00 PM Pacific Time Monday - Friday

Online: *wellsfargo.com*

Write: Wells Fargo Bank, N.A. (182)
PO Box 63020
San Francisco, CA 94163

Account summary

Commercial Checking Acct Public Funds

Account number	*Beginning balance*	*Total credits*	*Total debits*	*Endingbalance*
[redacted]	$342,283.39	$1,616,575.71	-$247,262.81	$1,711,596.29

Credits

Electronic deposits/bank credits

Effective date	*Posted date*	*Amount*	*Transaction detail*
	12/05	193.40	Square Inc 231205P2 231205 L2172681784 Parkway Center Cdd
	12/05	127,510.14	Hillstax Collect Payment 231204 DD0034 Parkway Center Cdd
	12/06	96.40	Square Inc 231206P2 231206 L2172702807 Parkway Center Cdd
	12/07	245.68	Square Inc 231207P2 231207 L2172729800 Parkway Center Cdd
	12/07	1,467,867.05	Hillstax Collect Payment 231206 DD0034 Parkway Center Cdd
	12/08	24.25	Square Inc 231208P2 231208 L2172757675 Parkway Center Cdd
	12/11	267.37	Square Inc 231211P2 231211 L2172812332 Parkway Center Cdd
	12/13	96.40	Square Inc 231213P2 231213 L2172864329 Parkway Center Cdd
	12/15	19,719.90	Hillstax Collect Payment 231214 DD0034 Parkway Center Cdd
	12/18	289.80	Square Inc 231218P2 231218 L2172973248 Parkway Center Cdd
	12/20	144.75	Square Inc 231220P2 231220 L2173031088 Parkway Center Cdd
	12/29	120.57	Square Inc 231229P2 231229 L2173206084 Parkway Center Cdd
		$1,616,575.71	**Total electronic deposits/bank credits**
		$1,616,575.71	**Total credits**

Debits

Electronic debits/bank debits

Effective date	*Posted date*	*Amount*	*Transaction detail*
	12/01	2,357.93 <	Business to Business ACH Debit - Hc-Water Internet 231130 043000093977506 1400310000037243854932
	12/01	4,440.33 <	Business to Business ACH Debit - Decisionhr Payroll 231201 9019 Parkway Center Communi

WELLS FARGO

Electronic debits/bank debits *(continued)*

Effective date	*Posted date*	*Amount*		*Transaction detail*
	12/04	285.76		Spectrum Spectrum 231202 7023215 Parkway Center Cdd
	12/05	145.35	<	Business to Business ACH Debit - Square Inc 231205P2 231205 L21558162431 Parkway Center Cdd
	12/08	242.30		Republicservices Rsibillpay 120823 306960046402 Parkway Center Cdd
	12/15	250.00		Square Inc 231215P2 231215 L2172919682 Parkway Center Cdd
	12/15	2,001.49	<	Business to Business ACH Debit - Decisionhr Payroll 231215 9019 Parkway Center Communi
	12/19	150.00		Square Inc 231219P2 231219 L2173005719 Parkway Center Cdd
	12/19	150.00	<	Business to Business ACH Debit - Square Inc 231219P2 231219 L21559277202 Parkway Center Cdd
	12/26	319.46		Navitas Credit C Cash Conc 231225 CT-Bund41082792 Parkway Center Communi
	12/26	804.78		Navitas Credit C Cash Conc 231225 CT-Bund40819292 Parkway Center Communi
	12/27	251.50		Square Inc 231227P2 231227 L2173157719 Parkway Center Cdd
	12/27	10,274.58		Teco/People Gas Utilitybil 311000070319 Parkway Center Cdd
	12/29	308.58		Teco/People Gas Utilitybil 221007991963 Parkway Ctr Cdd
	12/29	610.16		Teco/People Gas Utilitybil 211001800609 Parkway Ctr Cdd
	12/29	647.78		Teco/People Gas Utilitybil 211001800369 Parkway Ctr Cdd
	12/29	820.50		Teco/People Gas Utilitybil 211001800146 Parkway Ctr Cdd
	12/29	1,178.41		Teco/People Gas Utilitybil 221008055560 Parkway Ctr Cdd
	12/29	2,421.93	<	Business to Business ACH Debit - Decisionhr Payroll 231229 9019 Parkway Center Communi
		$27,660.84		**Total electronic debits/bank debits**

< ***Business to Business ACHf*** *this is a business account, this transaction has a return time frame of one business day from post date. This time frame does not apply to consumer accounts.*

Checks paid

Number	*Amount*	*Date*	*Number*	*Amount*	*Date*	*Number*	*Amount*	*Date*
6119	200.00	12/18	6225	36,400.00	12/04	6233	58,992.08	12/21
6216*	8,102.00	12/01	6226	1,600.00	12/13	6234	5,600.00	12/27
6219*	200.00	12/05	6227	610.00	12/14	6235	706.74	12/27
6220	36,624.60	12/05	6228	512.45	12/18	6236	1,058.75	12/29
6221	200.00	12/29	6229	18,999.40	12/11	6237	200.00	12/27
6222	32.95	12/06	6230	462.00	12/14	6238	200.00	12/28
6223	39,480.00	12/01	6231	3,100.00	12/18	6240*	1,385.00	12/29
6224	2,276.00	12/05	6232	2,460.00	12/18	6241	200.00	12/29
		$219,601.97	**Total checks paid**					

* *Gap in check sequence.*

$247,262.81	**Total debits**

WELLS FARGO

Daily ledger balance summary

Date	Balance	Date	Balance	Date	Balance
11/30	342,283.39	12/11	1,788,901.06	12/20	1,797,655.97
12/01	287,903.13	12/13	1,787,397.46	12/21	1,738,663.89
12/04	251,217.37	12/14	1,786,325.46	12/26	1,737,539.65
12/05	339,674.96	12/15	1,803,793.87	12/27	1,720,506.83
12/06	339,738.41	12/18	1,797,811.22	12/28	1,720,306.83
12/07	1,807,851.14	12/19	1,797,511.22	12/29	1,711,596.29
12/08	1,807,633.09				

Average daily ledger balance $1,483,465.71

©2010 Wells Fargo Bank, N.A.
All rights reserved. Member FDIC.

Parkway Center Community Development District

Expenditure Report - General Fund

For the Period(s) from Oct 01, 2023 to Dec 31, 2023

(Sorted by Department)

Posting Date	Account #	Document #	Trans. Type	Vendor Name	Description	Amount

DEPARTMENT NAME: LEGISLATIVE

Account Name: Supervisor Fees

10/25/23	511100-51101-5000	JW 102523	VENDOR	JO ANN WARD	SUPERVISOR FEE 10/25/23	200.00
10/25/23	511100-51101-5000	CH 102523	VENDOR	CHARLOTTE HAZLEWOOD	SUPERVISOR FEE 10/25/23	200.00
10/25/23	511100-51101-5000	LB 102523	VENDOR	LINDA W. BELL	SUPERVISOR FEE 10/25/23	200.00
10/25/23	511100-51101-5000	TO 102523	VENDOR	TANYA O'CONNOR	SUPERVISOR FEE 10/25/23	200.00
10/25/23	511100-51101-5000	KM 102523	VENDOR	KOKO L. MILLER	SUPERVISOR FEE 10/25/23	200.00
11/15/23	511100-51101-5000	KM 111523	VENDOR	KOKO L. MILLER	SUPERVISOR FEE - 11/15/23	200.00
11/15/23	511100-51101-5000	JW 111523	VENDOR	JO ANN WARD	SUPERVISOR FEE - 11/15/23	200.00
11/15/23	511100-51101-5000	LB 111523	VENDOR	LINDA W. BELL	SUPERVISOR FEE - 11/15/23	200.00
11/15/23	511100-51101-5000	CH 111523	VENDOR	CHARLOTTE HAZLEWOOD	SUPERVISOR FEE - 11/15/23	200.00
11/15/23	511100-51101-5000	TO 111523	VENDOR	TANYA O'CONNOR	SUPERVISOR FEE - 11/15/23	200.00
12/13/23	511100-51101-5000	JE 121323	VENDOR	JO ANN WARD	SUPERVISOR FEE - 12/13/23	200.00
12/13/23	511100-51101-5000	KM 121323	VENDOR	KOKO L. MILLER	SUPERVISOR FEE - 12/13/23	200.00
12/13/23	511100-51101-5000	TO 121323	VENDOR	TANYA O'CONNOR	SUPERVISOR FEE - 12/13/23	200.00

YTD Total	2,600.00
Annual Budget	$12,000.00
Amount Remaining / (Budget overage)	*$9,400.00*
% of Budget	*21.7%*

Legislative Department Total: $2,600.00

DEPARTMENT NAME: FINANCIAL AND ADMINISTRATIVE

Account Name: ProfServ-Arbitrage Rebate

YTD Total	-
Annual Budget	$1,000.00
Amount Remaining / (Budget overage)	*$1,000.00*
% of Budget	*0.0%*

Account Name: ProfServ-Info Technology

10/30/23	531020-51301-5000	103566	VENDOR	INFRAMARK LLC	DISRICT SERVICES OCTOBER 2023	157.35
10/31/23	531020-51301-5000	104223	VENDOR	INFRAMARK LLC	DISTRICT INVOICE OCTOBER 2023	166.67
11/20/23	531020-51301-5000	104763	VENDOR	INFRAMARK LLC	DISTRICT INVOICE NOVEMBER 2023	166.67

YTD Total	490.69
Annual Budget	$3,200.00
Amount Remaining / (Budget overage)	*$2,709.31*
% of Budget	*15.3%*

Account Name: ProfServ-Recording Secretary

10/31/23	531036-51301-5000	104223	VENDOR	INFRAMARK LLC	DISTRICT INVOICE OCTOBER 2023	333.33
11/20/23	531036-51301-5000	104763	VENDOR	INFRAMARK LLC	DISTRICT INVOICE NOVEMBER 2023	333.33

YTD Total	666.66
Annual Budget	$2,772.00
Amount Remaining / (Budget overage)	*$2,105.34*
% of Budget	*24.0%*

Account Name: ProfServ-Trustee Fees

YTD Total	-
Annual Budget	$12,500.00
Amount Remaining / (Budget overage)	*$12,500.00*
% of Budget	*0.0%*

Account Name: Disclosure Report

10/31/23	531142-51301-5000	104223	VENDOR	INFRAMARK LLC	DISTRICT INVOICE OCTOBER 2023	500.00
11/20/23	531142-51301-5000	104763	VENDOR	INFRAMARK LLC	DISTRICT INVOICE NOVEMBER 2023	500.00

YTD Total	1,000.00
Annual Budget	$6,000.00
Amount Remaining / (Budget overage)	*$5,000.00*
% of Budget	*16.7%*

Account Name: District Engineer

12/15/23	531147-51301-5000	2169517	VENDOR	STANTEC CONSULTING	QUARTERLY VEGETATION CONTROL	1,385.00

YTD Total	1,385.00
Annual Budget	$7,500.00
Amount Remaining / (Budget overage)	*$6,115.00*

Parkway Center Community Development District

Expenditure Report - General Fund

For the Period(s) from Oct 01, 2023 to Dec 31, 2023

(Sorted by Department)

Posting Date	Account #	Document #	Trans. Type	Vendor Name	Description	Amount
					% of Budget	*18.5%*
Account Name: District Manager						
10/31/23	531150-51301-5000	104223	VENDOR	INFRAMARK LLC	DISTRICT INVOICE OCTOBER 2023	2,403.33
11/20/23	531150-51301-5000	104763	VENDOR	INFRAMARK LLC	DISTRICT INVOICE NOVEMBER 2023	2,403.33
					YTD Total	4,806.66
					Annual Budget	$28,840.00
					Amount Remaining / (Budget overage)	*$24,033.34*
					% of Budget	*16.7%*
Account Name: Accounting Services						
10/31/23	532001-51301-5000	104223	VENDOR	INFRAMARK LLC	DISTRICT INVOICE OCTOBER 2023	2,389.75
11/20/23	532001-51301-5000	104763	VENDOR	INFRAMARK LLC	DISTRICT INVOICE NOVEMBER 2023	2,389.75
					YTD Total	4,779.50
					Annual Budget	$28,667.00
					Amount Remaining / (Budget overage)	*$23,887.50*
					% of Budget	*16.7%*
Account Name: Auditing Services						
					YTD Total	-
					Annual Budget	$9,500.00
					Amount Remaining / (Budget overage)	*$9,500.00*
					% of Budget	*0.0%*
Account Name: Website Compliance						
					YTD Total	-
					Annual Budget	$1,500.00
					Amount Remaining / (Budget overage)	*$1,500.00*
					% of Budget	*0.0%*
Account Name: Postage, Phone, Faxes, Copies						
10/30/23	541024-51301-5000	103566	VENDOR	INFRAMARK LLC	DISRICT SERVICES OCTOBER 2023	11.34
10/30/23	541024-51301-5000	103566	VENDOR	INFRAMARK LLC	DISRICT SERVICES OCTOBER 2023	6.24
10/30/23	541024-51301-5000	103566	VENDOR	INFRAMARK LLC	DISRICT SERVICES OCTOBER 2023	2.85
11/30/23	541024-51301-5000	105788	VENDOR	INFRAMARK LLC	DISRICT SERVICES NOVEMBER 2023	20.79
11/30/23	541024-51301-5000	105788	VENDOR	INFRAMARK LLC	DISRICT SERVICES NOVEMBER 2023	4.68
11/30/23	541024-51301-5000	105788	VENDOR	INFRAMARK LLC	DISRICT SERVICES NOVEMBER 2023	25.95
					YTD Total	71.85
					Annual Budget	$750.00
					Amount Remaining / (Budget overage)	*$678.15*
					% of Budget	*9.6%*
Account Name: Public Officials Insurance						
10/31/23	545008-51301-5000	20182	VENDOR	EGIS INSURANCE	POLICY RENEWAL	3,409.00
					YTD Total	3,409.00
					Annual Budget	$4,325.00
					Amount Remaining / (Budget overage)	*$916.00*
					% of Budget	*78.8%*
Account Name: Legal Advertising						
10/11/23	548002-51301-5000	308188 101123	VENDOR	TIMES PUBLISHING COM	MEETING SCHEDULE AD	429.98
					YTD Total	429.98
					Annual Budget	$1,000.00
					Amount Remaining / (Budget overage)	*$570.02*
					% of Budget	*43.0%*
Account Name: Misc-Non Ad Valorem Taxes						
					YTD Total	-
					Annual Budget	$7,000.00
					Amount Remaining / (Budget overage)	*$7,000.00*
					% of Budget	*0.0%*
Account Name: Bank Fees						
					YTD Total	-
					Annual Budget	$350.00
					Amount Remaining / (Budget overage)	*$350.00*
					% of Budget	*0.0%*
Account Name: Miscellaneous Expenses						
11/30/23	549999-51301-5000	JE000465	JE		DISRICT SERVICES NOVEMBER 2023	461.03
					YTD Total	461.03
					Annual Budget	$500.00

Parkway Center Community Development District

Expenditure Report - General Fund
For the Period(s) from Oct 01, 2023 to Dec 31, 2023
(Sorted by Department)

Posting Date	Account #	Document #	Trans. Type	Vendor Name	Description	Amount
					Amount Remaining / (Budget overage)	*$38.97*
					% of Budget	*92.2%*

Account Name: Office Supplies

YTD Total	-
Annual Budget	$200.00
Amount Remaining / (Budget overage)	*$200.00*
% of Budget	*0.0%*

Account Name: Dues, Licenses, Subscriptions

10/02/23	554020-51301-5000	DEO 100223 ACH	VENDOR	DEPARTMENT OF ECONOMIC OPPORTY	FY 24 SPECIAL DISTRICT FEE	175.00
11/01/23	554020-51301-5000	A0491040000	VENDOR	NANCY MILLAN, TAX COLLECTOR	TAX COLLECTOR	1,794.09

YTD Total	1,969.09
Annual Budget	$500.00
Amount Remaining / (Budget overage)	*($1,469.09)*
% of Budget	*393.8%*

Financial And Administrative Department Total: $19,469.46

DEPARTMENT NAME: LEGAL COUNSEL

Account Name: District Counsel

10/31/23	531146-51401-5000	1426820	VENDOR	BURR & FORMAN LLP	PROFESSIONAL SERVICES	520.00
12/14/23	531146-51401-5000	1439201	VENDOR	BURR & FORMAN LLP	PROFESSIONAL SERVICES	552.50

YTD Total	1,072.50
Annual Budget	$7,500.00
Amount Remaining / (Budget overage)	*$6,427.50*
% of Budget	*14.3%*

Legal Counsel Department Total: $1,072.50

DEPARTMENT NAME: ELECTRIC UTILITY SERVICES

Account Name: Electricity - Streetlights

10/31/23	543013-53100-5000	0319 110323 ACH	VENDOR	TECO	BULK BILLING - ELECTRICITY - 09/01/23-10/20/23	9,858.37
10/31/23	543013-53100-5000	0146 110623 ACH	VENDOR	TECO	ELECTRICITY SERVICE - 10/03/23-10/31/23	820.50
10/31/23	543013-53100-5000	1963 110623 ACH	VENDOR	TECO	ELECTRICITY SERVICE - 10/03/23-10/31/23	308.58
10/31/23	543013-53100-5000	5560 110623 ACH	VENDOR	TECO	ELECTRICITY SERVICE - 10/03/23-10/31/23	1,127.94
10/31/23	543013-53100-5000	0609 110623 ACH	VENDOR	TECO	ELECTRICITY SERVICE - 10/03/23-10/31/23	610.16
10/31/23	543013-53100-5000	0369 110623 ACH	VENDOR	TECO	ELECTRICITY SERVICE - 10/03/23-10/31/23	647.78
10/31/23	543013-53100-5000	0319 120623 ACH	VENDOR	TECO	BULK BILLING - ELECTRICITY SERVICE - 10/03/23-10/3	10,274.58
11/30/23	543013-53100-5000	0146 120723 ACH	VENDOR	TECO	ELECTRICITY SERVICE - 11/01/23-12/01/23	820.50
11/30/23	543013-53100-5000	0369 120723 ACH	VENDOR	TECO	ELECTRICITY SERVICE - 11/01/23-12/01/23	647.78
11/30/23	543013-53100-5000	1963 120723 ACH	VENDOR	TECO	ELECTRICITY SERVICE - 11/01/23-12/01/23	308.58
11/30/23	543013-53100-5000	0609 120723 ACH	VENDOR	TECO	ELECTRICITY SERVICE - 11/01/23-12/01/23	610.16
12/07/23	543013-53100-5000	5560 120723 ACH	VENDOR	TECO	ELECTRICITY SERVICE - 11/01/23-12/01/23	1,178.41

YTD Total	27,213.34
Annual Budget	$120,000.00
Amount Remaining / (Budget overage)	*$92,786.66*
% of Budget	*22.7%*

Electric Utility Services Department Total: $27,213.34

DEPARTMENT NAME: GARBAGE/SOLID WASTE SERVICES

Account Name: Garbage - Recreational Facility

10/31/23	543185-53400-5000	0521 101723 ACH	VENDOR	REPUBLIC SERVICES #696	PICKUP SERVICE - 11/01/23-11/30/23	243.34
11/17/23	543185-53400-5000	7432 111723 ACH	VENDOR	REPUBLIC SERVICES #696	CONTAINER SERVICE - DECEMBER 2023	242.30
12/17/23	543185-53400-5000	4101 121723 ACH	VENDOR	REPUBLIC SERVICES #696	WASTE SERVICE - JANUARY 2024	237.90

YTD Total	723.54

Parkway Center Community Development District

Expenditure Report - General Fund
For the Period(s) from Oct 01, 2023 to Dec 31, 2023
(Sorted by Department)

Posting Date	Account #	Document #	Trans. Type	Vendor Name	Description	Amount
					Annual Budget	$1,700.00
					Amount Remaining / (Budget overage)	*$976.46*
					% of Budget	*42.6%*
					Garbage/Solid Waste Services Department Total:	**$723.54**

DEPARTMENT NAME: WATER-SEWER COMB SERVICES

Account Name: Utility - Water

10/19/23	543018-53600-5000	2368 101923 ACH	VENDOR	B.O.C.C.	WATER SERVICE - 09/18/23-10/17/23	2,122.65
11/17/23	543018-53600-5000	2368 111723 ACH	VENDOR	B.O.C.C.	WATER SERVICE - 10/17/23-11/14/23	2,357.93
12/19/23	543018-53600-5000	2368 121923 ACH	VENDOR	B.O.C.C.	WATER SERVICE - 11/15/23-12/15/23	2,730.10
					YTD Total	7,210.68
					Annual Budget	$16,800.00
					Amount Remaining / (Budget overage)	*$9,589.32*
					% of Budget	*42.9%*
					Water-Sewer Comb Services Department Total:	**$7,210.68**

DEPARTMENT NAME: OTHER PHYSICAL ENVIRONMENT

Account Name: Waterway Management

10/27/23	531085-53908-5000	89243	VENDOR	FIRST CHOICE AQUATIC WEED	WATERWAY SERVICE - NOVEMBER 2023	1,846.00
10/31/23	531085-53908-5000	90046	VENDOR	FIRST CHOICE AQUATIC WEED	SUPPLY/INSTALL BAREROOT GULF SPIKERUSH	3,926.79
11/27/23	531085-53908-5000	90220	VENDOR	FIRST CHOICE AQUATIC WEED	WATERWAY SERVICE - DECEMBER 2023	2,276.00
12/31/23	531085-53908-5000	92176	VENDOR	FIRST CHOICE AQUATIC WEED	WATERWAY SERVICE - JANUARY 2024	1,846.00
					YTD Total	9,894.79
					Annual Budget	$22,300.00
					Amount Remaining / (Budget overage)	*$12,405.21*
					% of Budget	*44.4%*

Account Name: Field Services

10/31/23	531122-53908-5000	104223	VENDOR	INFRAMARK LLC	DISTRICT INVOICE OCTOBER 2023	2,308.92
11/20/23	531122-53908-5000	104763	VENDOR	INFRAMARK LLC	DISTRICT INVOICE NOVEMBER 2023	2,308.92
					YTD Total	4,617.84
					Annual Budget	$27,707.04
					Amount Remaining / (Budget overage)	*$23,089.20*
					% of Budget	*16.7%*

Account Name: Waterway Management - Other

					YTD Total	-
					Annual Budget	$2,500.00
					Amount Remaining / (Budget overage)	*$2,500.00*
					% of Budget	*0.0%*

Account Name: Contracts - Landscape

10/31/23	534171-53908-5000	JE000429	JE		GROUND MAINT. OCTOBER 2023	18,917.75
11/09/23	534171-53908-5000	22075	JE		Refund LMP #22075####	(3,272.50)
11/30/23	534171-53908-5000	JE000456	JE		"GROUND MAINT. NOVEMBER 2023"	18,917.75
12/31/23	534171-53908-5000	JE000457	JE		"GROUND MAINT. DECEMBER 2023"	18,917.75
					YTD Total	53,480.75
					Annual Budget	$274,413.00
					Amount Remaining / (Budget overage)	*$220,932.25*
					% of Budget	*19.5%*

Account Name: Clubhouse Security Systems

10/02/23	534174-53908-5000	733381	VENDOR	ENVERA SYSTEMS	VIDEO MONITORING - NOVEMBER 2023	79.40
10/23/23	534174-53908-1000	12456764	VENDOR	COMMERCIAL FIRE &	ALARM SYSTEMS SERVICE CALL	696.30
11/01/23	534174-53908-5000	734454	VENDOR	ENVERA SYSTEMS	VIDEO MONITORING - 12/01/23-12/31/23	1,058.75
12/01/23	534174-53908-5000	735580	VENDOR	ENVERA SYSTEMS	VIDEO MONITORING - 01/01/24-01/31/24	1,058.75
12/05/23	534174-53908-1000	12457508	VENDOR	COMMERCIAL FIRE &	LATE FEE	10.44
					YTD Total	2,903.64
					Annual Budget	$14,000.00
					Amount Remaining / (Budget overage)	*$11,096.36*

Parkway Center Community Development District

Expenditure Report - General Fund

For the Period(s) from Oct 01, 2023 to Dec 31, 2023

(Sorted by Department)

Posting Date	Account #	Document #	Trans. Type	Vendor Name	Description	Amount
					% of Budget	*20.7%*
Account Name: Onsite Staff						
10/06/23	534215-53908-5000	JE000422	JE		Onsite- Payroll 10.06.23	1,640.36
10/20/23	534215-53908-5000	JE000423	JE		Onsite- Payroll 10.20.23	1,776.27
11/03/23	534215-53908-5000	JE000433	JE		Onsite- Payroll 11.03.23	2,130.80
11/17/23	534215-53908-5000	JE000434	JE		Onsite- Payroll 11.03.23	1,989.00
12/01/23	534215-53908-5000	JE000482	JE		Onsite- Payroll 12.01.23	4,440.33
12/15/23	534215-53908-5000	JE000480	JE		Onsite- Payroll 12.15.23	2,001.49
12/29/23	534215-53908-5000	JE000481	JE		Onsite- Payroll 12.29.23	2,421.93
					YTD Total	16,400.18
					Annual Budget	$60,000.00
					Amount Remaining / (Budget overage)	*$43,599.82*
					% of Budget	*27.3%*
Account Name: Insurance -Property & Casualty						
10/31/23	545009-53908-5000	20182	VENDOR	EGIS INSURANCE	POLICY RENEWAL	6,507.00
10/31/23	545009-53908-5000	20182	VENDOR	EGIS INSURANCE	POLICY RENEWAL	29,564.00
					YTD Total	36,071.00
					Annual Budget	$28,300.00
					Amount Remaining / (Budget overage)	*($7,771.00)*
					% of Budget	*127.5%*
Account Name: R&M-Gate						
					YTD Total	-
					Annual Budget	$1,500.00
					Amount Remaining / (Budget overage)	*$1,500.00*
					% of Budget	*0.0%*
Account Name: R&M-Other Landscape						
10/16/23	546036-53908-5000	3038	VENDOR	DON HARRISON ENTERPRISES LLC	ROUTINE MAINT. - OCTOBER 2023	1,057.00
11/20/23	546036-53908-5000	180026	VENDOR	LANDSCAPE MAINTENANCE	MULCH INSTALLED	36,400.00
11/30/23	546036-53908-5000	JE000458	JE		JANITORIAL SERVICE - OCTOBER 2023	900.00
12/18/23	546036-53908-5000	7920	VENDOR	CARSON'S LAWN & LANDSCAPING	TREE REMOVAL / DEBRIS HAUL	5,600.00
12/31/23	546036-53908-5000	JE000459	JE		PORTER SERVICE - OCTOBER 2023	520.00
12/31/23	546036-53908-5000	JE000460	JE		PORTER SERVICE - SEPTEMBER 2023	520.00
12/31/23	546036-53908-5000	JE000461	JE		JANITORIAL SERVICE - NOVEMBER 2023	900.00
12/31/23	546036-53908-5000	JE000462	JE		PORTER SERVICE - NOVEMBER 2023	520.00
12/31/23	546036-53908-5000	JE000463	JE		PORTER SERVICE - DECEMBER 2023	520.00
12/31/23	546036-53908-5000	JE000464	JE		JANITORIAL DECEMBER 2023	900.00
					YTD Total	47,837.00
					Annual Budget	$10,000.00
					Amount Remaining / (Budget overage)	*($37,837.00)*
					% of Budget	*478.4%*
Account Name: R&M-Pools						
10/01/23	546074-53908-5000	12842	VENDOR	BLUE LIFE POOL SERVICE LLC	POOL SERVICE - OCTOBER 2023	1,600.00
11/01/23	546074-53908-5000	13099	VENDOR	BLUE LIFE POOL SERVICE LLC	POOL SERVICE - NOVEMBER 2023	1,600.00
11/29/23	546074-53908-5000	01194016	VENDOR	FLA POOLS INC.	FIXED POOL STEPS	3,100.00
12/01/23	546074-53908-5000	13353	VENDOR	BLUE LIFE POOL SERVICE LLC	REGULAR POOL CLEANING - DECEMBER 2023	1,600.00
					YTD Total	7,900.00
					Annual Budget	$39,600.00
					Amount Remaining / (Budget overage)	*$31,700.00*
					% of Budget	*19.9%*
Account Name: Entry/Gate/Walls Maintenance						
10/14/23	546413-53908-5000	2116218	VENDOR	DOORKING INC.	CELLULAR SUBSCIPTION - 09/14/23-10/13/23	32.95
11/14/23	546413-53908-5000	2134941	VENDOR	DOORKING INC.	CELLULAR SUBSCRIPTION - 10/14/23-11/13/23	32.95
					YTD Total	65.90
					Annual Budget	$4,000.00
					Amount Remaining / (Budget overage)	*$3,934.10*
					% of Budget	*1.6%*
Account Name: Plant Replacement Program						
					YTD Total	-
					Annual Budget	$20,000.00
					Amount Remaining / (Budget overage)	*$20,000.00*
					% of Budget	*0.0%*
Account Name: Irrigation Maintenance						
10/10/23	546930-53908-5000	179180	VENDOR	LANDSCAPE MAINTENANCE	PUMP SERVICE CALL - IRRIGATON	195.00
10/10/23	546930-53908-5000	179195	VENDOR	LANDSCAPE MAINTENANCE	IRRIGATION REPAIR - 10/09/23	371.12
10/20/23	546930-53908-5000	179375	VENDOR	LANDSCAPE MAINTENANCE	IRRIGATION SERVICES - 10/19/23	201.29

Parkway Center Community Development District

Expenditure Report - General Fund
For the Period(s) from Oct 01, 2023 to Dec 31, 2023
(Sorted by Department)

Posting Date	Account #	Document #	Trans. Type	Vendor Name	Description	Amount
11/07/23	546930-53908-5000	179877	VENDOR	LANDSCAPE MAINTENANCE	IRRIGATION REPAIRS - 11/01/23	90.75
11/07/23	546930-53908-5000	179875	VENDOR	LANDSCAPE MAINTENANCE	IRRIGATION INSPECTION - 11/01/23	211.01
11/07/23	546930-53908-5000	179876	VENDOR	LANDSCAPE MAINTENANCE	IRRIGATION REPAIRS - 11/01/23	310.81
11/28/23	546930-53908-5000	180352	VENDOR	LANDSCAPE MAINTENANCE	IRRIGATION - REPAIRS 11/21/23	81.65
12/19/23	546930-53908-5000	180664	VENDOR	LANDSCAPE MAINTENANCE	IRRIGATION - LABOR/PARTS	60.95
					YTD Total	1,522.58
					Annual Budget	$12,000.00
					Amount Remaining / (Budget overage)	*$10,477.42*
					% of Budget	*12.7%*

Account Name: Mitigation Area Monitoring & Maintenance

YTD Total	-
Annual Budget	$9,500.00
Amount Remaining / (Budget overage)	*$9,500.00*
% of Budget	*0.0%*

Other Physical Environment Department Total: $180,693.68

DEPARTMENT NAME: PARKS AND RECREATION

Account Name: Security Patrol Services

10/04/23	531116-57201-5000	3415	VENDOR	PHOENIX NATIONAL SECURITY LLC	SECURITY - 08/11/23-10/01/23	3,696.00
10/17/23	531116-57201-5000	3436	VENDOR	PHOENIX NATIONAL SECURITY LLC	SECURITY GUARD - 10/06/23-10/08/23	462.00
					YTD Total	4,158.00
					Annual Budget	$15,000.00
					Amount Remaining / (Budget overage)	*$10,842.00*
					% of Budget	*27.7%*

Account Name: R&M-Pools

10/16/23	546074-57201-5000	15	VENDOR	EMPIRE GEN CONTRACTING CORP	POOL PAVERS	1,347.01
10/16/23	546074-57201-5000	14	VENDOR	EMPIRE GEN CONTRACTING CORP	WATER SLIDE REPAIR	370.00
10/28/23	546074-57201-5000	3044	VENDOR	DON HARRISON ENTERPRISES LLC	SPA TIMER REPLACED	407.00
11/20/23	546074-57201-5000	3054	VENDOR	DON HARRISON ENTERPRISES LLC	ROUTINE MAINT. - NOVEMBER 2023	610.00
					YTD Total	2,734.01
					Annual Budget	$2,500.00
					Amount Remaining / (Budget overage)	*($234.01)*
					% of Budget	*109.4%*

Account Name: Playground Equipment and Maintenance

YTD Total	-
Annual Budget	$12,000.00
Amount Remaining / (Budget overage)	*$12,000.00*
% of Budget	*0.0%*

Account Name: Special Events

YTD Total	-
Annual Budget	$3,000.00
Amount Remaining / (Budget overage)	*$3,000.00*
% of Budget	*0.0%*

Account Name: Misc-Contingency

10/04/23	549900-57201-5000	40819292-1	VENDOR	NAVITAS CREDIT CORP	FITNESS EQUIPMENT "A"	804.78
10/04/23	549900-57201-5000	2792 100423 ACH	VENDOR	NAVITAS CREDIT CORP	FITNESS EQUIPMENT	319.46
10/14/23	549900-57201-5000	1423 101423 ACH	VENDOR	CHARTER COMMUNICATIONS	INTERNET SERVICE - 10/14/23-11/13/23	285.76
11/04/23	549900-57201-5000	9292 110423 ACH	VENDOR	NAVITAS CREDIT CORP	FITNESS EQUIPMENT "A"	804.78
11/04/23	549900-57201-5000	2792 110423 ACH	VENDOR	NAVITAS CREDIT CORP	FITNESS EQUIPMENT	319.46
11/14/23	549900-57201-5000	1423 111423 ACH	VENDOR	CHARTER COMMUNICATIONS	INTERNET SERVICE - 11/14/23-12/13/23	285.76
12/04/23	549900-57201-5000	9292 120423 ACH	VENDOR	NAVITAS CREDIT CORP	FITNESS EQUIPMENT "A"	804.78
12/04/23	549900-57201-5000	2792 120423 ACH	VENDOR	NAVITAS CREDIT CORP	FITNESS EQUIPMENT	319.46
					YTD Total	3,944.24
					Annual Budget	$57,136.00
					Amount Remaining / (Budget overage)	*$53,191.76*
					% of Budget	*6.9%*

Parks And Recreation Department Total: $10,836.25

Parkway Center Community Development District

Expenditure Report - General Fund

For the Period(s) from Oct 01, 2023 to Dec 31, 2023

(Sorted by Department)

Posting Date	Account #	Document #	Trans. Type	Vendor Name	Description	Amount

TOTAL EXPENDITURES & OTHER FINANCING USES:	**$ 249,819.45**

Parkway Center
Community Development District

Financial Statements
(Unaudited)

Period Ending
November 30, 2023

Prepared by:

INFRAMARK
INFRASTRUCTURE MANAGEMENT SERVICES

2005 Pan Am Circle ~ Suite 300 ~ Tampa, Florida 33607
Phone (813) 873-7300 ~ Fax (813) 873-7070

PARKWAY CENTER COMMUNITY DEVELOPMENT DISTRICT

Balance Sheet

As of November 30, 2023

(In Whole Numbers)

ACCOUNT DESCRIPTION	GENERAL FUND	SERIES 2008 DEBT SERVICE FUND	SERIES 2018-1 DEBT SERVICE FUND	SERIES 2018-2 DEBT SERVICE FUND	SERIES 2018-2 CAPITAL PROJECTS FUND	GENERAL FIXED ASSETS FUND	GENERAL LONG-TERM DEBT FUND	TOTAL
ASSETS								
Cash - Operating Account	$ 216,793	$ -	$ -	$ -	$ -	$ -	$ -	$ 216,793
Cash in Transit	-	16,399	12,221	14,928	-	-	-	43,548
Accounts Receivable - Other	425	-	-	-	-	-	-	425
Due From Other Funds	-	-	16,811	8,352	19	-	-	25,182
Investments:								
Reserve Fund	-	17,293	191,727	144,716	-	-	-	353,736
Revenue Fund	-	121,506	169,388	44,184	-	-	-	335,078
Deposits	8,368	-	-	-	-	-	-	8,368
Fixed Assets								
Buildings	-	-	-	-	-	30,000	-	30,000
Improvements Other Than Buildings (IOTB)	-	-	-	-	-	2,653,526	-	2,653,526
Ancillary Costs	-	-	-	-	-	937,602	-	937,602
Construction Work In Process	-	-	-	-	-	4,189,295	-	4,189,295
Amount Avail In Debt Services	-	-	-	-	-	-	808,400	808,400
Amount To Be Provided	-	-	-	-	-	-	8,386,600	8,386,600
TOTAL ASSETS	**$ 225,586**	**$ 155,198**	**$ 390,147**	**$ 212,180**	**$ 19**	**$ 7,810,423**	**$ 9,195,000**	**$ 17,988,553**
LIABILITIES								
Accounts Payable	$ 22,804	$ -	$ -	$ -	$ -	$ -	$ -	$ 22,804
Accrued Expenses	9,500	-	-	-	-	-	-	9,500
Accounts Payable - Other	37	-	-	-	-	-	-	37
Deposits	50	-	-	-	-	-	-	50
Bonds Payable	-	-	-	-	-	-	9,195,000	9,195,000
Due To Other Funds	24,421	761	-	-	-	-	-	25,182
TOTAL LIABILITIES	**56,812**	**761**	**-**	**-**	**-**	**-**	**9,195,000**	**9,252,573**

PARKWAY CENTER COMMUNITY DEVELOPMENT DISTRICT

Balance Sheet

As of November 30, 2023

(In Whole Numbers)

ACCOUNT DESCRIPTION	GENERAL FUND	SERIES 2008 DEBT SERVICE FUND	SERIES 2018-1 DEBT SERVICE FUND	SERIES 2018-2 DEBT SERVICE FUND	SERIES 2018-2 CAPITAL PROJECTS FUND	GENERAL FIXED ASSETS FUND	GENERAL LONG-TERM DEBT FUND	TOTAL
FUND BALANCES								
Restricted for:								
Debt Service	-	154,437	390,147	212,180	-	-	-	756,764
Capital Projects	-	-	-	-	19	-	-	19
Unassigned:	168,774	-	-	-	-	7,810,423	-	7,979,197
TOTAL FUND BALANCES	**168,774**	**154,437**	**390,147**	**212,180**	**19**	**7,810,423**	**-**	**8,735,980**
TOTAL LIABILITIES & FUND BALANCES	**$ 225,586**	**$ 155,198**	**$ 390,147**	**$ 212,180**	**$ 19**	**$ 7,810,423**	**$ 9,195,000**	**$ 17,988,553**

PARKWAY CENTER COMMUNITY DEVELOPMENT DISTRICT

Statement of Revenues, Expenditures and Changes in Fund Balances

For the Period Ending November 30, 2023

General Fund (001)

(In Whole Numbers)

ACCOUNT DESCRIPTION	ANNUAL ADOPTED BUDGET	YEAR TO DATE ACTUAL	VARIANCE ($) FAV(UNFAV)	YTD ACTUAL AS A % OF ADOPTED BUD
REVENUES				
Special Assmnts- Tax Collector	970,110	63,047	(907,063)	6.50%
Other Miscellaneous Revenues	10,000	1,407	(8,593)	14.07%
TOTAL REVENUES	**980,110**	**64,454**	**(915,656)**	**6.58%**
EXPENDITURES				
Administration				
Supervisor Fees	12,000	2,000	10,000	16.67%
ProfServ-Arbitrage Rebate	1,000	-	1,000	0.00%
ProfServ-Info Technology	3,200	491	2,709	15.34%
ProfServ-Recording Secretary	2,772	667	2,105	24.06%
ProfServ-Trustee Fees	12,500	-	12,500	0.00%
Disclosure Report	6,000	1,000	5,000	16.67%
District Counsel	7,500	520	6,980	6.93%
District Engineer	7,500	-	7,500	0.00%
District Manager	28,840	4,807	24,033	16.67%
Accounting Services	28,667	4,780	23,887	16.67%
Auditing Services	9,500	-	9,500	0.00%
Website Compliance	1,500	-	1,500	0.00%
Postage, Phone, Faxes, Copies	750	72	678	9.60%
Public Officials Insurance	4,325	3,409	916	78.82%
Legal Advertising	1,000	430	570	43.00%
Misc-Non Ad Valorem Taxes	7,000	-	7,000	0.00%
Bank Fees	350	-	350	0.00%
Miscellaneous Expenses	500	461	39	92.20%
Office Supplies	200	-	200	0.00%
Dues, Licenses, Subscriptions	500	1,969	(1,469)	393.80%
Total Administration	135,604	20,606	114,998	15.20%
Electric Utility Services				
Electricity - Streetlights	120,000	26,035	93,965	21.70%
Total Electric Utility Services	120,000	26,035	93,965	21.70%
Garbage/Solid Waste Services				
Garbage - Recreational Facility	1,700	486	1,214	28.59%
Total Garbage/Solid Waste Services	1,700	486	1,214	28.59%
Water-Sewer Comb Services				
Utility - Water	16,800	4,481	12,319	26.67%
Total Water-Sewer Comb Services	16,800	4,481	12,319	26.67%

PARKWAY CENTER COMMUNITY DEVELOPMENT DISTRICT

Statement of Revenues, Expenditures and Changes in Fund Balances

For the Period Ending November 30, 2023

General Fund (001)

(In Whole Numbers)

ACCOUNT DESCRIPTION	ANNUAL ADOPTED BUDGET	YEAR TO DATE ACTUAL	VARIANCE ($) FAV(UNFAV)	YTD ACTUAL AS A % OF ADOPTED BUD
Other Physical Environment				
Waterway Management	22,300	8,049	14,251	36.09%
Field Services	27,707	4,618	23,089	16.67%
Waterway Management - Other	2,500	-	2,500	0.00%
Contracts - Landscape	274,413	34,563	239,850	12.60%
Clubhouse Security Systems	14,000	1,834	12,166	13.10%
Onsite Staff	60,000	7,536	52,464	12.56%
Insurance -Property & Casualty	28,300	36,071	(7,771)	127.46%
R&M-Gate	1,500	-	1,500	0.00%
R&M-Other Landscape	10,000	38,357	(28,357)	383.57%
R&M-Pools	39,600	6,300	33,300	15.91%
Entry/Gate/Walls Maintenance	4,000	66	3,934	1.65%
Plant Replacement Program	20,000	-	20,000	0.00%
Irrigation Maintenance	12,000	1,462	10,538	12.18%
Mitigation Area Monitoring & Maintenance	9,500	-	9,500	0.00%
Total Other Physical Environment	525,820	138,856	386,964	26.41%
Capital Expenditures & Projects				
Capital Improvements	30,000	-	30,000	0.00%
Total Capital Expenditures & Projects	30,000	-	30,000	0.00%
Road and Street Facilities				
StreetLight - Decorative Light Maint.	5,000	-	5,000	0.00%
Pavement and Signage Repairs	1,500	-	1,500	0.00%
Misc-Holiday Lighting	16,050	-	16,050	0.00%
Total Road and Street Facilities	22,550	-	22,550	0.00%
Parks and Recreation				
Security Patrol Services	15,000	4,158	10,842	27.72%
R&M-Pools	2,500	2,734	(234)	109.36%
Playground Equipment and Maintenance	12,000	-	12,000	0.00%
Special Events	3,000	-	3,000	0.00%
Misc-Contingency	57,136	2,820	54,316	4.94%
Total Parks and Recreation	89,636	9,712	79,924	10.83%
Reserves				
Capital Reserve	38,000	-	38,000	0.00%
Total Reserves	38,000	-	38,000	0.00%

PARKWAY CENTER COMMUNITY DEVELOPMENT DISTRICT

Statement of Revenues, Expenditures and Changes in Fund Balances

For the Period Ending November 30, 2023

General Fund (001)

(In Whole Numbers)

ACCOUNT DESCRIPTION	ANNUAL ADOPTED BUDGET	YEAR TO DATE ACTUAL	VARIANCE ($) FAV(UNFAV)	YTD ACTUAL AS A % OF ADOPTED BUD
TOTAL EXPENDITURES & RESERVES	**980,110**	**200,176**	**779,934**	**20.42%**
Excess (deficiency) of revenues Over (under) expenditures	-	(135,722)	(135,722)	0.00%
FUND BALANCE, BEGINNING (OCT 1, 2023)		**304,496**		
FUND BALANCE, ENDING		**$ 168,774**		

PARKWAY CENTER COMMUNITY DEVELOPMENT DISTRICT

Statement of Revenues, Expenditures and Changes in Fund Balances

For the Period Ending November 30, 2023

Series 2008 Debt Service Fund (201)

(In Whole Numbers)

ACCOUNT DESCRIPTION	ANNUAL ADOPTED BUDGET	YEAR TO DATE ACTUAL	VARIANCE ($) FAV(UNFAV)	YTD ACTUAL AS A % OF ADOPTED BUD
REVENUES				
Interest - Investments	$ -	$ 744	$ 744	0.00%
Special Assmnts- Tax Collector	167,180	11,120	(156,060)	6.65%
TOTAL REVENUES	**167,180**	**11,864**	**(155,316)**	**7.10%**
EXPENDITURES				
Debt Service				
Principal Debt Retirement	110,000	-	110,000	0.00%
Interest Expense	57,180	27,259	29,921	47.67%
Total Debt Service	167,180	27,259	139,921	16.31%
TOTAL EXPENDITURES	**167,180**	**27,259**	**139,921**	**16.31%**
Excess (deficiency) of revenues Over (under) expenditures	-	(15,395)	(15,395)	0.00%
FUND BALANCE, BEGINNING (OCT 1, 2023)		**169,832**		
FUND BALANCE, ENDING		**$ 154,437**		

PARKWAY CENTER COMMUNITY DEVELOPMENT DISTRICT

Statement of Revenues, Expenditures and Changes in Fund Balances

For the Period Ending November 30, 2023

Series 2018-1 Debt Service Fund (202)

(In Whole Numbers)

ACCOUNT DESCRIPTION	ANNUAL ADOPTED BUDGET	YEAR TO DATE ACTUAL	VARIANCE ($) FAV(UNFAV)	YTD ACTUAL AS A % OF ADOPTED BUD
REVENUES				
Interest - Investments	$ -	$ 2,749	$ 2,749	0.00%
Special Assmnts- Tax Collector	378,581	24,554	(354,027)	6.49%
TOTAL REVENUES	**378,581**	**27,303**	**(351,278)**	**7.21%**
EXPENDITURES				
Debt Service				
Principal Debt Retirement	235,000	-	235,000	0.00%
Interest Expense	143,581	69,734	73,847	48.57%
Total Debt Service	378,581	69,734	308,847	18.42%
TOTAL EXPENDITURES	**378,581**	**69,734**	**308,847**	**18.42%**
Excess (deficiency) of revenues Over (under) expenditures	-	(42,431)	(42,431)	0.00%
FUND BALANCE, BEGINNING (OCT 1, 2023)		**432,578**		
FUND BALANCE, ENDING		**$ 390,147**		

PARKWAY CENTER COMMUNITY DEVELOPMENT DISTRICT

Statement of Revenues, Expenditures and Changes in Fund Balances

For the Period Ending November 30, 2023

Series 2018-2 Debt Service Fund (203)

(In Whole Numbers)

ACCOUNT DESCRIPTION	ANNUAL ADOPTED BUDGET	YEAR TO DATE ACTUAL	VARIANCE ($) FAV(UNFAV)	YTD ACTUAL AS A % OF ADOPTED BUD
REVENUES				
Interest - Investments	$ -	$ 1,908	$ 1,908	0.00%
Special Assmnts- Tax Collector	287,283	18,607	(268,676)	6.48%
TOTAL REVENUES	**287,283**	**20,515**	**(266,768)**	**7.14%**
EXPENDITURES				
Debt Service				
Principal Debt Retirement	90,000	-	90,000	0.00%
Interest Expense	197,283	97,854	99,429	49.60%
Total Debt Service	287,283	97,854	189,429	34.06%
TOTAL EXPENDITURES	**287,283**	**97,854**	**189,429**	**34.06%**
Excess (deficiency) of revenues Over (under) expenditures	-	(77,339)	(77,339)	0.00%
FUND BALANCE, BEGINNING (OCT 1, 2023)		**289,519**		
FUND BALANCE, ENDING		**$ 212,180**		

PARKWAY CENTER COMMUNITY DEVELOPMENT DISTRICT

Statement of Revenues, Expenditures and Changes in Fund Balances

For the Period Ending November 30, 2023

Series 2018-2 Capital Projects Fund (303)

(In Whole Numbers)

ACCOUNT DESCRIPTION	ANNUAL ADOPTED BUDGET	YEAR TO DATE ACTUAL	VARIANCE ($) FAV(UNFAV)	YTD ACTUAL AS A % OF ADOPTED BUD
REVENUES				
TOTAL REVENUES	**-**	**-**	**-**	**0.00%**
EXPENDITURES				
TOTAL EXPENDITURES	**-**	**-**	**-**	**0.00%**
Excess (deficiency) of revenues Over (under) expenditures	-	-	-	0.00%
FUND BALANCE, BEGINNING (OCT 1, 2023)		**19**		
FUND BALANCE, ENDING		**$ 19**		

PARKWAY CENTER COMMUNITY DEVELOPMENT DISTRICT

Statement of Revenues, Expenditures and Changes in Fund Balances

For the Period Ending November 30, 2023

General Fixed Assets Fund (900)

(In Whole Numbers)

ACCOUNT DESCRIPTION	ANNUAL ADOPTED BUDGET	YEAR TO DATE ACTUAL	VARIANCE ($) FAV(UNFAV)	YTD ACTUAL AS A % OF ADOPTED BUD
REVENUES				
TOTAL REVENUES	**-**	**-**	**-**	**0.00%**
EXPENDITURES				
TOTAL EXPENDITURES	**-**	**-**	**-**	**0.00%**
Excess (deficiency) of revenues Over (under) expenditures	-	-	-	0.00%
FUND BALANCE, BEGINNING (OCT 1, 2023)		**7,810,423**		
FUND BALANCE, ENDING		**$ 7,810,423**		

PARKWAY CENTER CDD

Bank Reconciliation

Bank Account No.	1958	Wells Fargo - GF Operating
Statement No.	11-23	
Statement Date	11/30/2023	

G/L Balance (LCY)	216,792.84	**Statement Balance**	342,283.39
G/L Balance	216,792.84	**Outstanding Deposits**	525.00
Positive Adjustments	0.00		
		Subtotal	342,808.39
Subtotal	216,792.84	**Outstanding Checks**	126,015.55
Negative Adjustments	0.00	**Differences**	0.00
Ending G/L Balance	216,792.84	**Ending Balance**	216,792.84
Difference	0.00		

Posting Date	Document Type	Document No.	Description	Amount	Cleared Amount	Difference
Checks						
3/30/2023	Payment	6023	LINDA W. BELL	200.00	200.00	0.00
6/15/2023	Payment	6073	LINDA W. BELL	400.00	400.00	0.00
9/28/2023	Payment	6170	EMPIRE GEN CONTRACTING CORP	860.00	860.00	0.00
10/12/2023	Payment	6188	LINDA W. BELL	200.00	200.00	0.00
10/23/2023	Payment	6194	EMPIRE GEN CONTRACTING CORP	1,717.01	1,717.01	0.00
10/26/2023	Payment	6196	DON HARRISON ENTERPRISES LLC	1,057.00	1,057.00	0.00
10/26/2023	Payment	6197	DOORKING INC.	32.95	32.95	0.00
10/26/2023	Payment	DD196	Payment of Invoice 001123	804.78	804.78	0.00
11/3/2023	Payment	6200	DEPARTMENT OF ECONOMIC OPPORTY	175.00	175.00	0.00
11/8/2023	Payment	6201	BLUE LIFE POOL SERVICE LLC	1,600.00	1,600.00	0.00
11/8/2023	Payment	6202	CHARLOTTE HAZLEWOOD	200.00	200.00	0.00
11/8/2023	Payment	6203	DON HARRISON ENTERPRISES LLC	407.00	407.00	0.00
11/8/2023	Payment	6204	FIRST CHOICE AQUATIC WEED	5,772.79	5,772.79	0.00
11/8/2023	Payment	6205	INFRAMARK LLC	8,279.78	8,279.78	0.00
11/8/2023	Payment	6206	JO ANN WARD	200.00	200.00	0.00
11/8/2023	Payment	6207	KOKO L. MILLER	200.00	200.00	0.00
11/8/2023	Payment	6208	LINDA W. BELL	200.00	200.00	0.00
11/8/2023	Payment	6209	TANYA O'CONNOR	200.00	200.00	0.00
11/8/2023	Payment	6210	PARKWAY CENTER CDD	6,923.18	6,923.18	0.00
11/8/2023	Payment	6211	BURR & FORMAN LLP	520.00	520.00	0.00
11/8/2023	Payment	6212	NEPTUNE MULTI SERVICES LLC	900.00	900.00	0.00
11/16/2023	Payment	6213	ENVERA SYSTEMS	1,058.75	1,058.75	0.00
11/16/2023	Payment	6214	LANDSCAPE MAINTENANCE	19,530.32	19,530.32	0.00
11/22/2023	Payment	6217	JO ANN WARD	200.00	200.00	0.00
11/22/2023	Payment	6218	KOKO L. MILLER	200.00	200.00	0.00
11/2/2023	Payment	DD206	Payment of Invoice 001094	285.76	285.76	0.00
11/7/2023	Payment	DD205	Payment of Invoice 001093	243.34	243.34	0.00
11/22/2023	Payment	DD204	Payment of Invoice 001138	9,858.37	9,858.37	0.00
11/27/2023	Payment	DD203	Payment of Invoice 001190	319.46	319.46	0.00
11/28/2023	Payment	DD198	Payment of Invoice 001146	820.50	820.50	0.00
11/28/2023	Payment	DD199	Payment of Invoice 001147	308.58	308.58	0.00
11/28/2023	Payment	DD200	Payment of Invoice 001148	1,127.94	1,127.94	0.00
11/28/2023	Payment	DD201	Payment of Invoice 001149	610.16	610.16	0.00
11/28/2023	Payment	DD202	Payment of Invoice 001150	647.78	647.78	0.00
11/3/2023		JE000433	Onsite- Payroll 11.03.23	2,130.80	2,130.80	0.00

PARKWAY CENTER CDD

Bank Reconciliation

Posting Date	Document Type	Document No.	Description		Amount	Cleared Amount	Difference
11/17/2023		JE000434	Onsite- Payroll 11.03.23		1,989.00	1,989.00	0.00
11/1/2023	Payment	DD208	Payment of Invoice 001250		2,122.65	2,122.65	0.00
Total Checks					72,302.90	72,302.90	0.00
Deposits							
11/8/2023		JE000426	Debt Service/ Tax Revenue	G/L Ac	13,850.49	13,850.49	0.00
11/17/2023		JE000427	Debt Service/ Tax Revenue	G/L Ac	65,312.66	65,312.66	0.00
11/22/2023		JE000428	Debt Service/ Tax Revenue	G/L Ac	38,164.84	38,164.84	0.00
11/30/2023		JE000432	Square Activity per Bank statement 11/30	G/L Ac	275.76	275.76	0.00
11/9/2023		JE000435	Refund LMP #22075####	G/L Ac	3,272.50	3,272.50	0.00
Total Deposits					120,876.25	120,876.25	0.00
Outstanding Checks							
10/20/2022	Payment	5870	AQUAPRO POOL SOLUTIONS		2,300.00	0.00	2,300.00
8/3/2023	Payment	6119	LINDA W. BELL		200.00	0.00	200.00
11/22/2023	Payment	6215	CHARLOTTE HAZLEWOOD		200.00	0.00	200.00
11/22/2023	Payment	6216	INFRAMARK LLC		8,102.00	0.00	8,102.00
11/22/2023	Payment	6219	LINDA W. BELL		200.00	0.00	200.00
11/22/2023	Payment	6220	PARKWAY CENTER CDD		36,624.60	0.00	36,624.60
11/22/2023	Payment	6221	TANYA O'CONNOR		200.00	0.00	200.00
11/30/2023	Payment	6222	DOORKING INC.		32.95	0.00	32.95
11/30/2023	Payment	6223	EGIS INSURANCE		39,480.00	0.00	39,480.00
11/30/2023	Payment	6224	FIRST CHOICE AQUATIC WEED		2,276.00	0.00	2,276.00
11/30/2023	Payment	6225	LANDSCAPE MAINTENANCE		36,400.00	0.00	36,400.00
Total Outstanding Checks					**126,015.55**		**126,015.55**
Outstanding Deposits							
6/30/2023		JE000325	Cleared o/s 09/30 entry in March still o/s	G/L Ac	525.00	0.00	525.00
Total Outstanding Deposits					**525.00**		**525.00**

Commercial Checking Acct Public Funds

Account number: [redacted] ■ November 1, 2023 - November 30, 2023 ■ Page 1 of 3
Image count: 24

WELLS FARGO

PARKWAY CENTER COMMUNITY
DEVELOPMENT DISTRICT
5680 W CYPRESS ST STE A
TAMPA FL 33607-1775

Questions?

Call your Customer Service Officer or Client Services
1-800-AT WELLS (1-800-289-3557)
5:00 AM TO 6:00 PM Pacific Time Monday - Friday

Online: *wellsfargo.com*

Write: Wells Fargo Bank, N.A. (182)
PO Box 63020
San Francisco, CA 94163

Account summary

Commercial Checking Acct Public Funds

Account number	*Beginning balance*	*Total credits*	*Total debits*	*Endingbalance*
[redacted]	$293,710.04	$121,567.63	-$72,994.28	$342,283.39

Credits

Electronic deposits/bank credits

Effective date	*Posted date*	*Amount*	*Transaction detail*
	11/06	120.57	Square Inc 231106P2 231106 L2172071872 Parkway Center Cdd
	11/08	13,850.49	Hillstax Collect Payment 231107 DD0034 Parkway Center Cdd
	11/09	96.40	Square Inc 231109P2 231109 L2172136462 Parkway Center Cdd
	11/15	23.87	Square Inc 231115P2 231115 L2172254458 Parkway Center Cdd
	11/15	145.35	Square Inc 231115P2 231115 L21556657854 Parkway Center Cdd
	11/17	145.35	Square Inc 231117P2 231117 L21556847201 Parkway Center Cdd
	11/17	3,272.50	eDeposit IN Branch 11/17/23 03:30:19 PM 400 N State Road 7 Margate FL
	11/17	65,312.66	Hillstax Collect Payment 231116 DD0034 Parkway Center Cdd
	11/20	24.25	Square Inc 231120P2 231120 L2172358513 Parkway Center Cdd
	11/21	145.35	Square Inc 231121P2 231121 L21557127027 Parkway Center Cdd
	11/22	24.25	Square Inc 231122P2 231122 L2172410065 Parkway Center Cdd
	11/22	38,164.84	Hillstax Collect Payment 231121 DD0034 Parkway Center Cdd
	11/24	145.35	Square Inc 231124P2 231124 L21557350997 Parkway Center Cdd
	11/30	96.40	Square Inc 231130P2 231130 L2172571789 Parkway Center Cdd
		$121,567.63	**Total electronic deposits/bank credits**
		$121,567.63	**Total credits**

WELLS FARGO

Debits

Electronic debits/bank debits

Effective date	Posted date	Amount		Transaction detail
	11/01	2,122.65	<	Business to Business ACH Debit - Hc-Water Internet 231031 043000092878362 1400310000037170819488
	11/02	285.76		Spectrum Spectrum 231101 7469798 Parkway Center Cdd
	11/03	2,130.80	<	Business to Business ACH Debit - Decisionhr Payroll 231103 9019 Parkway Center Communi
	11/07	150.00	<	Business to Business ACH Debit - Square Inc 231107P2 231107 L21556014196 Parkway Center Cdd
	11/07	243.34		Republicservices Rsibillpay 110723 306960046402 Parkway Center Cdd
	11/08	121.38		Square Inc 231108P2 231108 L2172113036 Parkway Center Cdd
	11/16	150.00		Square Inc 231116P2 231116 L2172276876 Parkway Center Cdd
	11/16	150.00	<	Business to Business ACH Debit - Square Inc 231116P2 231116 L21556748623 Parkway Center Cdd
	11/17	1,989.00	<	Business to Business ACH Debit - Decisionhr Payroll 231117 9019 Parkway Center Communi
	11/22	9,858.37		Teco/People Gas Utilitybil 311000070319 Parkway Center Cdd
	11/27	120.00	<	Business to Business ACH Debit - Square Inc 231127P2 231127 L21557540626 Parkway Center Cdd
	11/27	319.46		Navitas Credit C Cash Conc 231125 CT-Bund41082792 Parkway Center Communi
	11/27	804.78		Navitas Credit C Cash Conc 231125 CT-Bund40819292 Parkway Center Communi
	11/28	308.58		Teco/People Gas Utilitybil 221007991963 Parkway Ctr Cdd
	11/28	610.16		Teco/People Gas Utilitybil 211001800609 Parkway Ctr Cdd
	11/28	647.78		Teco/People Gas Utilitybil 211001800369 Parkway Ctr Cdd
	11/28	820.50		Teco/People Gas Utilitybil 211001800146 Parkway Ctr Cdd
	11/28	1,127.94		Teco/People Gas Utilitybil 221008055560 Parkway Ctr Cdd
		$21,960.50		**Total electronic debits/bank debits**

< ***Business to Business ACH****f this is a business account, this transaction has a return time frame of one business day from post date. This time frame does not apply to consumer accounts.*

Checks paid

Number	Amount	Date	Number	Amount	Date	Number	Amount	Date
6023	200.00	11/28	6201	1,600.00	11/13	6209	200.00	11/15
6073*	400.00	11/28	6202	200.00	11/14	6210	6,923.18	11/17
6170*	860.00	11/06	6203	407.00	11/15	6211	520.00	11/14
6188*	200.00	11/13	6204	5,772.79	11/13	6212	900.00	11/08
6194*	1,717.01	11/06	6205	8,279.78	11/13	6213	1,058.75	11/27
6196*	1,057.00	11/02	6206	200.00	11/10	6214	19,530.32	11/21
6197	32.95	11/02	6207	200.00	11/30	6217*	200.00	11/27
6200*	175.00	11/13	6208	200.00	11/16	6218	200.00	11/30
	$51,033.78	**Total checks paid**						

* *Gap in check sequence.*

$72,994.28 Total debits

WELLS FARGO

Daily ledger balance summary

Date	Balance	Date	Balance	Date	Balance
10/31	293,710.04	11/09	298,156.61	11/20	340,113.84
11/01	291,587.39	11/10	297,956.61	11/21	320,728.87
11/02	290,211.68	11/13	281,929.04	11/22	349,059.59
11/03	288,080.88	11/14	281,209.04	11/24	349,204.94
11/06	285,624.44	11/15	280,771.26	11/27	346,701.95
11/07	285,231.10	11/16	280,271.26	11/28	342,586.99
11/08	298,060.21	11/17	340,089.59	11/30	342,283.39

Average daily ledger balance $314,405.64

IMPORTANT ACCOUNT INFORMATION

Limits to your Card

Effective on or after August 28, 2023 in Selected Terms and Conditions for
- Wells Fargo Consumer debit and ATM cards
- Wells Fargo Campus debit and ATM cards
- Wells Fargo Business debit, ATM, and deposit cards
- Wells Fargo Advisors debit cards

In the section titled "Using your card," under subsection titled "Daily limits and funds available for using your Card" bullet titled "The limits for your Card" is deleted and replaced with:

The limits for your Card: We provide you your daily ATM withdrawal and purchase limits when you receive your Card. You can confirm your Card's daily limits by signing on to Wells Fargo Online or the Wells Fargo Mobile® app, or calling us at the number listed in the "Contact Us" section. Note: For security reasons there may be additional limits on the amount, number, or type of transactions you can make using your Card, including the geographic location of the ATM or merchant.

Please see the Wells Fargo debit and ATM card terms and conditions applicable to your card, which can be found at www.wellsfargo.com/debit-card/terms-and-conditions.

©2010 Wells Fargo Bank, N.A.
All rights reserved. Member FDIC.

Parkway Center Community Development District

Expenditure Report - General Fund
For the Period(s) from Oct 01, 2023 to Nov 30, 2023
(Sorted by Department)

Posting Date	Account #	Document #	Trans. Type	Vendor Name	Description	Amount

DEPARTMENT NAME: LEGISLATIVE

Account Name: Supervisor Fees

10/25/23	511100-51101-5000	JW 102523	VENDOR	JO ANN WARD	SUPERVISOR FEE 10/25/23	200.00
10/25/23	511100-51101-5000	CH 102523	VENDOR	CHARLOTTE HAZLEWOOD	SUPERVISOR FEE 10/25/23	200.00
10/25/23	511100-51101-5000	LB 102523	VENDOR	LINDA W. BELL	SUPERVISOR FEE 10/25/23	200.00
10/25/23	511100-51101-5000	TO 102523	VENDOR	TANYA O'CONNOR	SUPERVISOR FEE 10/25/23	200.00
10/25/23	511100-51101-5000	KM 102523	VENDOR	KOKO L. MILLER	SUPERVISOR FEE 10/25/23	200.00
11/15/23	511100-51101-5000	KM 111523	VENDOR	KOKO L. MILLER	SUPERVISOR FEE - 11/15/23	200.00
11/15/23	511100-51101-5000	JW 111523	VENDOR	JO ANN WARD	SUPERVISOR FEE - 11/15/23	200.00
11/15/23	511100-51101-5000	LB 111523	VENDOR	LINDA W. BELL	SUPERVISOR FEE - 11/15/23	200.00
11/15/23	511100-51101-5000	CH 111523	VENDOR	CHARLOTTE HAZLEWOOD	SUPERVISOR FEE - 11/15/23	200.00
11/15/23	511100-51101-5000	TO 111523	VENDOR	TANYA O'CONNOR	SUPERVISOR FEE - 11/15/23	200.00
					YTD Total	2,000.00
					Annual Budget	$12,000.00
					Amount Remaining / (Budget overage)	*$10,000.00*
					% of Budget	*16.7%*

Legislative Department Total: $2,000.00

DEPARTMENT NAME: FINANCIAL AND ADMINISTRATIVE

Account Name: ProfServ-Arbitrage Rebate

					YTD Total	-
					Annual Budget	$1,000.00
					Amount Remaining / (Budget overage)	*$1,000.00*
					% of Budget	*0.0%*

Account Name: ProfServ-Info Technology

10/30/23	531020-51301-5000	103566	VENDOR	INFRAMARK LLC	DISRICT SERVICES OCTOBER 2023	157.35
10/31/23	531020-51301-5000	104223	VENDOR	INFRAMARK LLC	DISTRICT INVOICE OCTOBER 2023	166.67
11/20/23	531020-51301-5000	104763	VENDOR	INFRAMARK LLC	DISTRICT INVOICE NOVEMBER 2023	166.67
					YTD Total	490.69
					Annual Budget	$3,200.00
					Amount Remaining / (Budget overage)	*$2,709.31*
					% of Budget	*15.3%*

Account Name: ProfServ-Recording Secretary

10/31/23	531036-51301-5000	104223	VENDOR	INFRAMARK LLC	DISTRICT INVOICE OCTOBER 2023	333.33
11/20/23	531036-51301-5000	104763	VENDOR	INFRAMARK LLC	DISTRICT INVOICE NOVEMBER 2023	333.33
					YTD Total	666.66
					Annual Budget	$2,772.00
					Amount Remaining / (Budget overage)	*$2,105.34*
					% of Budget	*24.0%*

Account Name: ProfServ-Trustee Fees

					YTD Total	-
					Annual Budget	$12,500.00
					Amount Remaining / (Budget overage)	*$12,500.00*
					% of Budget	*0.0%*

Account Name: Disclosure Report

10/31/23	531142-51301-5000	104223	VENDOR	INFRAMARK LLC	DISTRICT INVOICE OCTOBER 2023	500.00
11/20/23	531142-51301-5000	104763	VENDOR	INFRAMARK LLC	DISTRICT INVOICE NOVEMBER 2023	500.00
					YTD Total	1,000.00
					Annual Budget	$6,000.00
					Amount Remaining / (Budget overage)	*$5,000.00*
					% of Budget	*16.7%*

Account Name: District Engineer

					YTD Total	-
					Annual Budget	$7,500.00
					Amount Remaining / (Budget overage)	*$7,500.00*
					% of Budget	*0.0%*

Account Name: District Manager

10/31/23	531150-51301-5000	104223	VENDOR	INFRAMARK LLC	DISTRICT INVOICE OCTOBER 2023	2,403.33
11/20/23	531150-51301-5000	104763	VENDOR	INFRAMARK LLC	DISTRICT INVOICE NOVEMBER 2023	2,403.33

Parkway Center Community Development District

Expenditure Report - General Fund
For the Period(s) from Oct 01, 2023 to Nov 30, 2023
(Sorted by Department)

Posting Date	Account #	Document #	Trans. Type	Vendor Name	Description	Amount
					YTD Total	4,806.66
					Annual Budget	$28,840.00
					Amount Remaining / (Budget overage)	*$24,033.34*
					% of Budget	*16.7%*
Account Name: Accounting Services						
10/31/23	532001-51301-5000	104223	VENDOR	INFRAMARK LLC	DISTRICT INVOICE OCTOBER 2023	2,389.75
11/20/23	532001-51301-5000	104763	VENDOR	INFRAMARK LLC	DISTRICT INVOICE NOVEMBER 2023	2,389.75
					YTD Total	4,779.50
					Annual Budget	$28,667.00
					Amount Remaining / (Budget overage)	*$23,887.50*
					% of Budget	*16.7%*
Account Name: Auditing Services						
					YTD Total	-
					Annual Budget	$9,500.00
					Amount Remaining / (Budget overage)	*$9,500.00*
					% of Budget	*0.0%*
Account Name: Website Compliance						
					YTD Total	-
					Annual Budget	$1,500.00
					Amount Remaining / (Budget overage)	*$1,500.00*
					% of Budget	*0.0%*
Account Name: Postage, Phone, Faxes, Copies						
10/30/23	541024-51301-5000	103566	VENDOR	INFRAMARK LLC	DISRICT SERVICES OCTOBER 2023	11.34
10/30/23	541024-51301-5000	103566	VENDOR	INFRAMARK LLC	DISRICT SERVICES OCTOBER 2023	6.24
10/30/23	541024-51301-5000	103566	VENDOR	INFRAMARK LLC	DISRICT SERVICES OCTOBER 2023	2.85
11/30/23	541024-51301-5000	105788	VENDOR	INFRAMARK LLC	DISRICT SERVICES NOVEMBER 2023	20.79
11/30/23	541024-51301-5000	105788	VENDOR	INFRAMARK LLC	DISRICT SERVICES NOVEMBER 2023	4.68
11/30/23	541024-51301-5000	105788	VENDOR	INFRAMARK LLC	DISRICT SERVICES NOVEMBER 2023	25.95
					YTD Total	71.85
					Annual Budget	$750.00
					Amount Remaining / (Budget overage)	*$678.15*
					% of Budget	*9.6%*
Account Name: Public Officials Insurance						
10/31/23	545008-51301-5000	20182	VENDOR	EGIS INSURANCE	POLICY RENEWAL	3,409.00
					YTD Total	3,409.00
					Annual Budget	$4,325.00
					Amount Remaining / (Budget overage)	*$916.00*
					% of Budget	*78.8%*
Account Name: Legal Advertising						
10/11/23	548002-51301-5000	308188 101123	VENDOR	TIMES PUBLISHING COM	MEETING SCHEDULE AD	429.98
					YTD Total	429.98
					Annual Budget	$1,000.00
					Amount Remaining / (Budget overage)	*$570.02*
					% of Budget	*43.0%*
Account Name: Misc-Non Ad Valorem Taxes						
					YTD Total	-
					Annual Budget	$7,000.00
					Amount Remaining / (Budget overage)	*$7,000.00*
					% of Budget	*0.0%*
Account Name: Bank Fees						
					YTD Total	-
					Annual Budget	$350.00
					Amount Remaining / (Budget overage)	*$350.00*
					% of Budget	*0.0%*
Account Name: Miscellaneous Expenses						
11/30/23	549999-51301-5000	JE000465	JE		DISRICT SERVICES NOVEMBER 2023	461.03
					YTD Total	461.03
					Annual Budget	$500.00
					Amount Remaining / (Budget overage)	*$38.97*
					% of Budget	*92.2%*
Account Name: Office Supplies						
					YTD Total	-

Parkway Center Community Development District

Expenditure Report - General Fund
For the Period(s) from Oct 01, 2023 to Nov 30, 2023
(Sorted by Department)

Posting Date	Account #	Document #	Trans. Type	Vendor Name	Description	Amount
					Annual Budget	$200.00
					Amount Remaining / (Budget overage)	*$200.00*
					% of Budget	*0.0%*
Account Name: Dues, Licenses, Subscriptions						
10/02/23	554020-51301-5000	DEO 100223 ACH	VENDOR	DEPARTMENT OF ECONOMIC OPPORTY	FY 24 SPECIAL DISTRICT FEE	175.00
11/01/23	554020-51301-5000	A0491040000	VENDOR	NANCY MILLAN, TAX COLLECTOR	TAX COLLECTOR	1,794.09
					YTD Total	1,969.09
					Annual Budget	$500.00
					Amount Remaining / (Budget overage)	*($1,469.09)*
					% of Budget	*393.8%*
					Financial And Administrative Department Total:	**$18,084.46**

DEPARTMENT NAME: LEGAL COUNSEL

Account Name: District Counsel						
10/31/23	531146-51401-5000	1426820	VENDOR	BURR & FORMAN LLP	PROFESSIONAL SERVICES	520.00
					YTD Total	520.00
					Annual Budget	$7,500.00
					Amount Remaining / (Budget overage)	*$6,980.00*
					% of Budget	*6.9%*
					Legal Counsel Department Total:	**$520.00**

DEPARTMENT NAME: ELECTRIC UTILITY SERVICES

Account Name: Electricity - Streetlights						
10/31/23	543013-53100-5000	0319 110323 ACH	VENDOR	TECO	BULK BILLING - ELECTRICITY - 09/01/23-10/20/23	9,858.37
10/31/23	543013-53100-5000	0146 110623 ACH	VENDOR	TECO	ELECTRICITY SERVICE - 10/03/23-10/31/23	820.50
10/31/23	543013-53100-5000	1963 110623 ACH	VENDOR	TECO	ELECTRICITY SERVICE - 10/03/23-10/31/23	308.58
10/31/23	543013-53100-5000	5560 110623 ACH	VENDOR	TECO	ELECTRICITY SERVICE - 10/03/23-10/31/23	1,127.94
10/31/23	543013-53100-5000	0609 110623 ACH	VENDOR	TECO	ELECTRICITY SERVICE - 10/03/23-10/31/23	610.16
10/31/23	543013-53100-5000	0369 110623 ACH	VENDOR	TECO	ELECTRICITY SERVICE - 10/03/23-10/31/23	647.78
10/31/23	543013-53100-5000	0319 120623 ACH	VENDOR	TECO	BULK BILLING - ELECTRICITY SERVICE - 10/03/23-10/3	10,274.58
11/30/23	543013-53100-5000	0146 120723 ACH	VENDOR	TECO	ELECTRICITY SERVICE - 11/01/23-12/01/23	820.50
11/30/23	543013-53100-5000	0369 120723 ACH	VENDOR	TECO	ELECTRICITY SERVICE - 11/01/23-12/01/23	647.78
11/30/23	543013-53100-5000	1963 120723 ACH	VENDOR	TECO	ELECTRICITY SERVICE - 11/01/23-12/01/23	308.58
11/30/23	543013-53100-5000	0609 120723 ACH	VENDOR	TECO	ELECTRICITY SERVICE - 11/01/23-12/01/23	610.16
					YTD Total	26,034.93
					Annual Budget	$120,000.00
					Amount Remaining / (Budget overage)	*$93,965.07*
					% of Budget	*21.7%*
					Electric Utility Services Department Total:	**$26,034.93**

DEPARTMENT NAME: GARBAGE/SOLID WASTE SERVICES

Account Name: Garbage - Recreational Facility						
10/31/23	543185-53400-5000	0521 101723 ACH	VENDOR	REPUBLIC SERVICES #696	PICKUP SERVICE - 11/01/23-11/30/23	243.34
11/17/23	543185-53400-5000	7432 111723 ACH	VENDOR	REPUBLIC SERVICES #696	CONTAINER SERVICE - DECEMBER 2023	242.30
					YTD Total	485.64
					Annual Budget	$1,700.00
					Amount Remaining / (Budget overage)	*$1,214.36*
					% of Budget	*28.6%*
					Garbage/Solid Waste Services Department Total:	**$485.64**

Parkway Center Community Development District

Expenditure Report - General Fund
For the Period(s) from Oct 01, 2023 to Nov 30, 2023
(Sorted by Department)

Posting Date	Account #	Document #	Trans. Type	Vendor Name	Description	Amount

DEPARTMENT NAME: WATER-SEWER COMB SERVICES

Account Name: Utility - Water

10/19/23	543018-53600-5000	2368 101923 ACH	VENDOR	B.O.C.C.	WATER SERVICE - 09/18/23-10/17/23	2,122.65
11/17/23	543018-53600-5000	2368 111723 ACH	VENDOR	B.O.C.C.	WATER SERVICE - 10/17/23-11/14/23	2,357.93
					YTD Total	4,480.58
					Annual Budget	$16,800.00
					Amount Remaining / (Budget overage)	*$12,319.42*
					% of Budget	*26.7%*

Water-Sewer Comb Services Department Total: $4,480.58

DEPARTMENT NAME: OTHER PHYSICAL ENVIRONMENT

Account Name: Waterway Management

10/27/23	531085-53908-5000	89243	VENDOR	FIRST CHOICE AQUATIC WEED	WATERWAY SERVICE - NOVEMBER 2023	1,846.00
10/31/23	531085-53908-5000	90046	VENDOR	FIRST CHOICE AQUATIC WEED	SUPPLY/INSTALL BAREROOT GULF SPIKERUSH	3,926.79
11/27/23	531085-53908-5000	90220	VENDOR	FIRST CHOICE AQUATIC WEED	WATERWAY SERVICE - DECEMBER 2023	2,276.00
					YTD Total	8,048.79
					Annual Budget	$22,300.00
					Amount Remaining / (Budget overage)	*$14,251.21*
					% of Budget	*36.1%*

Account Name: Field Services

10/31/23	531122-53908-5000	104223	VENDOR	INFRAMARK LLC	DISTRICT INVOICE OCTOBER 2023	2,308.92
11/20/23	531122-53908-5000	104763	VENDOR	INFRAMARK LLC	DISTRICT INVOICE NOVEMBER 2023	2,308.92
					YTD Total	4,617.84
					Annual Budget	$27,707.04
					Amount Remaining / (Budget overage)	*$23,089.20*
					% of Budget	*16.7%*

Account Name: Waterway Management - Other

					YTD Total	-
					Annual Budget	$2,500.00
					Amount Remaining / (Budget overage)	*$2,500.00*
					% of Budget	*0.0%*

Account Name: Contracts - Landscape

10/31/23	534171-53908-5000	JE000429	JE		GROUND MAINT. OCTOBER 2023	18,917.75
11/09/23	534171-53908-5000	22075	JE		Refund LMP #22075####	(3,272.50)
11/30/23	534171-53908-5000	JE000456	JE		"GROUND MAINT. NOVEMBER 2023"	18,917.75
					YTD Total	34,563.00
					Annual Budget	$274,413.00
					Amount Remaining / (Budget overage)	*$239,850.00*
					% of Budget	*12.6%*

Account Name: Clubhouse Security Systems

10/02/23	534174-53908-5000	733381	VENDOR	ENVERA SYSTEMS	VIDEO MONITORING - NOVEMBER 2023	79.40
10/23/23	534174-53908-1000	12456764	VENDOR	COMMERCIAL FIRE &	ALARM SYSTEMS SERVICE CALL	696.30
11/01/23	534174-53908-5000	734454	VENDOR	ENVERA SYSTEMS	VIDEO MONITORING - 12/01/23-12/31/23	1,058.75
					YTD Total	1,834.45
					Annual Budget	$14,000.00
					Amount Remaining / (Budget overage)	*$12,165.55*
					% of Budget	*13.1%*

Account Name: Onsite Staff

10/06/23	534215-53908-5000	JE000422	JE		Onsite- Payroll 10.06.23	1,640.36
10/20/23	534215-53908-5000	JE000423	JE		Onsite- Payroll 10.20.23	1,776.27
11/03/23	534215-53908-5000	JE000433	JE		Onsite- Payroll 11.03.23	2,130.80
11/17/23	534215-53908-5000	JE000434	JE		Onsite- Payroll 11.03.23	1,989.00
					YTD Total	7,536.43
					Annual Budget	$60,000.00
					Amount Remaining / (Budget overage)	*$52,463.57*
					% of Budget	*12.6%*

Account Name: Insurance -Property & Casualty

Parkway Center Community Development District

Expenditure Report - General Fund
For the Period(s) from Oct 01, 2023 to Nov 30, 2023
(Sorted by Department)

Posting Date	Account #	Document #	Trans. Type	Vendor Name	Description	Amount
10/31/23	545009-53908-5000	20182	VENDOR	EGIS INSURANCE	POLICY RENEWAL	6,507.00
10/31/23	545009-53908-5000	20182	VENDOR	EGIS INSURANCE	POLICY RENEWAL	29,564.00
					YTD Total	36,071.00
					Annual Budget	$28,300.00
					Amount Remaining / (Budget overage)	*($7,771.00)*
					% of Budget	*127.5%*
Account Name: R&M-Gate						
					YTD Total	-
					Annual Budget	$1,500.00
					Amount Remaining / (Budget overage)	*$1,500.00*
					% of Budget	*0.0%*
Account Name: R&M-Other Landscape						
10/16/23	546036-53908-5000	3038	VENDOR	DON HARRISON ENTERPRISES LLC	ROUTINE MAINT. - OCTOBER 2023	1,057.00
11/20/23	546036-53908-5000	180026	VENDOR	LANDSCAPE MAINTENANCE	MULCH INSTALLED	36,400.00
11/30/23	546036-53908-5000	JE000458	JE		JANITORIAL SERVICE - OCTOBER 2023	900.00
					YTD Total	38,357.00
					Annual Budget	$10,000.00
					Amount Remaining / (Budget overage)	*($28,357.00)*
					% of Budget	*383.6%*
Account Name: R&M-Pools						
10/01/23	546074-53908-5000	12842	VENDOR	BLUE LIFE POOL SERVICE LLC	POOL SERVICE - OCTOBER 2023	1,600.00
11/01/23	546074-53908-5000	13099	VENDOR	BLUE LIFE POOL SERVICE LLC	POOL SERVICE - NOVEMBER 2023	1,600.00
11/29/23	546074-53908-5000	01194016	VENDOR	FLA POOLS INC.	FIXED POOL STEPS	3,100.00
					YTD Total	6,300.00
					Annual Budget	$39,600.00
					Amount Remaining / (Budget overage)	*$33,300.00*
					% of Budget	*15.9%*
Account Name: Entry/Gate/Walls Maintenance						
10/14/23	546413-53908-5000	2116218	VENDOR	DOORKING INC.	CELLULAR SUBSCIPTION - 09/14/23-10/13/23	32.95
11/14/23	546413-53908-5000	2134941	VENDOR	DOORKING INC.	CELLULAR SUBSCRIPTION - 10/14/23-11/13/23	32.95
					YTD Total	65.90
					Annual Budget	$4,000.00
					Amount Remaining / (Budget overage)	*$3,934.10*
					% of Budget	*1.6%*
Account Name: Plant Replacement Program						
					YTD Total	-
					Annual Budget	$20,000.00
					Amount Remaining / (Budget overage)	*$20,000.00*
					% of Budget	*0.0%*
Account Name: Irrigation Maintenance						
10/10/23	546930-53908-5000	179180	VENDOR	LANDSCAPE MAINTENANCE	PUMP SERVICE CALL - IRRIGATON	195.00
10/10/23	546930-53908-5000	179195	VENDOR	LANDSCAPE MAINTENANCE	IRRIGATION REPAIR - 10/09/23	371.12
10/20/23	546930-53908-5000	179375	VENDOR	LANDSCAPE MAINTENANCE	IRRIGATION SERVICES - 10/19/23	201.29
11/07/23	546930-53908-5000	179877	VENDOR	LANDSCAPE MAINTENANCE	IRRIGATION REPAIRS - 11/01/23	90.75
11/07/23	546930-53908-5000	179875	VENDOR	LANDSCAPE MAINTENANCE	IRRIGATION INSPECTION - 11/01/23	211.01
11/07/23	546930-53908-5000	179876	VENDOR	LANDSCAPE MAINTENANCE	IRRIGATION REPAIRS - 11/01/23	310.81
11/28/23	546930-53908-5000	180352	VENDOR	LANDSCAPE MAINTENANCE	IRRIGATION - REPAIRS 11/21/23	81.65
					YTD Total	1,461.63
					Annual Budget	$12,000.00
					Amount Remaining / (Budget overage)	*$10,538.37*
					% of Budget	*12.2%*
Account Name: Mitigation Area Monitoring & Maintenance						
					YTD Total	-
					Annual Budget	$9,500.00
					Amount Remaining / (Budget overage)	*$9,500.00*
					% of Budget	*0.0%*
					Other Physical Environment Department Total:	**$138,856.04**

DEPARTMENT NAME: PARKS AND RECREATION

Parkway Center Community Development District

Expenditure Report - General Fund
For the Period(s) from Oct 01, 2023 to Nov 30, 2023
(Sorted by Department)

Posting Date	Account #	Document #	Trans. Type	Vendor Name	Description	Amount
Account Name: Security Patrol Services						
10/04/23	531116-57201-5000	3415	VENDOR	PHOENIX NATIONAL SECURITY LLC	SECURITY - 08/11/23-10/01/23	3,696.00
10/17/23	531116-57201-5000	3436	VENDOR	PHOENIX NATIONAL SECURITY LLC	SECURITY GUARD - 10/06/23-10/08/23	462.00
					YTD Total	4,158.00
					Annual Budget	$15,000.00
					Amount Remaining / (Budget overage)	*$10,842.00*
					% of Budget	*27.7%*
Account Name: R&M-Pools						
10/16/23	546074-57201-5000	15	VENDOR	EMPIRE GEN CONTRACTING CORP	POOL PAVERS	1,347.01
10/16/23	546074-57201-5000	14	VENDOR	EMPIRE GEN CONTRACTING CORP	WATER SLIDE REPAIR	370.00
10/28/23	546074-57201-5000	3044	VENDOR	DON HARRISON ENTERPRISES LLC	SPA TIMER REPLACED	407.00
11/20/23	546074-57201-5000	3054	VENDOR	DON HARRISON ENTERPRISES LLC	ROUTINE MAINT. - NOVEMBER 2023	610.00
					YTD Total	2,734.01
					Annual Budget	$2,500.00
					Amount Remaining / (Budget overage)	*($234.01)*
					% of Budget	*109.4%*
Account Name: Playground Equipment and Maintenance						
					YTD Total	-
					Annual Budget	$12,000.00
					Amount Remaining / (Budget overage)	*$12,000.00*
					% of Budget	*0.0%*
Account Name: Special Events						
					YTD Total	-
					Annual Budget	$3,000.00
					Amount Remaining / (Budget overage)	*$3,000.00*
					% of Budget	*0.0%*
Account Name: Misc-Contingency						
10/04/23	549900-57201-5000	40819292-1	VENDOR	NAVITAS CREDIT CORP	FITNESS EQUIPMENT "A"	804.78
10/04/23	549900-57201-5000	2792 100423 ACH	VENDOR	NAVITAS CREDIT CORP	FITNESS EQUIPMENT	319.46
10/14/23	549900-57201-5000	1423 101423 ACH	VENDOR	CHARTER COMMUNICATIONS	INTERNET SERVICE - 10/14/23-11/13/23	285.76
11/04/23	549900-57201-5000	9292 110423 ACH	VENDOR	NAVITAS CREDIT CORP	FITNESS EQUIPMENT "A"	804.78
11/04/23	549900-57201-5000	2792 110423 ACH	VENDOR	NAVITAS CREDIT CORP	FITNESS EQUIPMENT	319.46
11/14/23	549900-57201-5000	1423 111423 ACH	VENDOR	CHARTER COMMUNICATIONS	INTERNET SERVICE - 11/14/23-12/13/23	285.76
					YTD Total	2,820.00
					Annual Budget	$57,136.00
					Amount Remaining / (Budget overage)	*$54,316.00*
					% of Budget	*4.9%*
					Parks And Recreation Department Total:	**$9,712.01**
					TOTAL EXPENDITURES & OTHER FINANCING USES:	**$ 200,173.66**

Sixth Order of Business

6A

PARKWAY CENTER CDD

Field Inspection - January 2024

Wednesday, January 17, 2024

Prepared For Parkway Center Board Of Supervisors

36 Items Identified

INFRAMARK
INFRASTRUCTURE MANAGEMENT SERVICES

Item 1

Assigned To LMP

Juniper, Lilies, and patio furniture all looks good.

Item 2

Assigned To Inframark

Pavers and drainage cover needs repair by the hot tub.

Item 3

Assigned To Inframark

More paver repairs needed.

Item 4

Assigned To Inframark

More fire rocks needed in the fire pits.

Item 5

Assigned To Inframark

New paver work still needs to be level

Item 6

Assigned To LMP

Society Garlic are sprouting back up.

Item 7

Assigned To Carson's

A few dead limbs still hanging over the playground.

Item 8

Assigned To Carson's

6 dead palms need to come down by the playground.

Item 9

Assigned To LMP

First oak creek monument looks good. Annuals are still healthy.

Item 10

Assigned To LMP

Azaleas are blooming at Belmont. Some Dollarweed in the Juniper.

Item 11

Assigned To Aquatic Weed Control

Pond 11 looks great.

Item 12

Assigned To LMP

Belmont monument looks good.

Item 13

Assigned To Aquatic Weed Control

Pond 9 looks good.

Item 14

Assigned To LMP

Weeding and trimming needed on Falkenburg.

Item 15

Assigned To LMP

Muhly grass needs trimming at Summerwood.

Item 16

Assigned To LMP

Weeds sprouting up, possibly Cogon grass. Will be knocked down and diagnosed by fert/pest asap.

Item 17

Assigned To LMP

Same weeds sprouting up around the Firebush. They've been cut back and the turf looks good.

Item 18

Assigned To Aquatic Weed Control

Pond 15 looks good.

Item 19

Assigned To LMP

The monument at Castle Creek looks good, minor weeds. Annual bed needs to be widened about 3 ft.

Item 20

Assigned To LMP

More Firebush need to be added behind the sanctuary monument in the spring.

Item 21

Assigned To LMP

The Baywood/Summerwood monument looks good. Annuals are healthy and free of weeds.

Item 22

Assigned To LMP

Palmettos in the Juniper need to be pulled.

Item 23

Assigned To LMP

Pine ridge monument looking good. Juniper, Jasmine, annuals, and all hedges are healthy and trimmed.

Item 24

Assigned To LMP

Amberly looks good.

Item 25

Assigned To LMP

Ribbon palm hangers need to be cut by the Riverview Dr entrance.

Item 26

Assigned To LMP

Flax Lilies are all coming back at the Riverview entrance.

Item 27

Assigned To LMP

St. Augustine has filled in around the east monument and looks good. Annual bed should be shifted a bit.

Item 28

Assigned To LMP

Annuals are starting to wilt at the other monument. Everything is trimmed. Monument paint is fading.

Item 29

Assigned To LMP

Weeding and trimming needed.

Item 30

Assigned To Aquatic Weed Control

Pond 1 looks good.

Item 31

Assigned To Aquatic Weed Control

Pond 7 looks good.

Item 32

Assigned To Aquatic Weed Control

Couple of small invasive weeds growing in the spikerush at pond 23.

Item 33

Assigned To Aquatic Weed Control

Pond 3 looks good.

Item 34

Assigned To Aquatic Weed Control

Pond 16 looks good.

Item 35

Assigned To LMP

The conservation area is overgrown around the banks of pond 5.

Item 36

Assigned To Aquatic Weed Control

Pond 5 looks good.

INFRAMARK
INFRASTRUCTURE MANAGEMENT SERVICES

MONTHLY LANDSCAPE MAINTENANCE INSPECTION GRADESHEET

Site: Parkway Center

Date: Wednesday, January 17, 2024

	MAXIMUM VALUE	CURRENT VALUE	CURRENT DEDUCTION	REASON FOR DEDUCTION
LANDSCAPE MAINTENANCE				
TURF	5	4	-1	Mostly good
TURF FERTILITY	10	8	-2	Some patches throughout.
TURF EDGING	5	5	0	
WEED CONTROL - TURF AREAS	5	4	-1	Some Dollarweed/sedge.
TURF INSECT/DISEASE CONTROL	10	10	0	
PLANT FERTILITY	5	3	-2	Some fill ins needed.
WEED CONTROL - BED AREAS	5	3	-2	Weed control needed.
PLANT INSECT/DISEASE CONTROL	5	5	0	Cut out dead ligustrum patches.
PRUNING	10	7	-3	Trimming needed throughout.
CLEANLINESS	5	5	0	
MULCHING	5	4	-1	Some spots missed.
WATER/IRRIGATION MGMT	8	8	0	
CARRYOVERS	5	5	0	
SEASONAL COLOR/PERENNIAL MAINTENANCE				
VIGOR/APPEARANCE	7	5	-2	Some are starting to wilt.
INSECT/DISEASE CONTROL	7	7	0	
DEADHEADING/PRUNING	3	3	0	
SCORE	100	86	-14	86%

Manager's Signature: Clay Wright

Supervisor's Signature:

6B.

Invoice

First Choice Aquatic Weed Management, LLC

P.O. Box 593258
Orlando, FL 32859

Phone: 407-859-2020
Fax: 407-859-3275

Date	Invoice #
10/27/2023	89243

Bill To
Parkway Center CDD c/o Inframark 2005 Pan Am Circle Dr., Ste. 300 Tampa, FL 33067

Customer P.O. No.	Payment Terms	Due Date
	Net 30	11/26/2023

Description	Amount
Monthly waterway service for the month this invoice is dated - 16 waterways	1,408.00
Monthly maintenance for clubhouse for the month this invoice is dated	143.00
Monthly waterway service #23 for the month this invoice is dated	212.00
Monthly waterway service #25 for the month this invoice is dated	83.00
	0.00

Thank you for your business.

Total	$1,846.00
Payments/Credits	$0.00
Balance Due	$1,846.00

First Choice Aquatic Weed Management, LLC.

Lake & Wetland Customer Service Report

Job Name:

Customer Number: 426 Customer: FCA - PARKWAY CENTER CDD

Technician: Aleks and dakota

Date: 10/26/2023 Time: 11:33 AM

Customer Signature:

Waterway Treatment	Algae	Submersed Weeds	Grasses and brush	Floating Weeds	Blue Dye	Inspection	Request for Service	Restriction	# of days
14	x		x						
13	x		x						
12	x		x						
5	x		x						
4			x						
16	x		x						
17			x						
3			x						
1			x						

CLARITY
- ☒ < I'
- ☐ 1-2'
- ☐ 2-4'
- ☐ > 4'

FLOW
- ☐ None
- ☒ Slight
- ☐ Visible

METHOD
- ☒ ATV
- ☐ Airboat
- ☐ Backpack
- ☐ Boat
- ☐ Truck

CARP PROGRAM
- ☐ Carp observed
- ☐ Barrier Inspected

WATER LEVEL
- ☐ High
- ☒ Normal
- ☐ Low

WEATHER
- ☐ Clear
- ☐ Cloudy
- ☒ Windy
- ☐ Rainy

FISH and WILDLIFE OBSERVATIONS

☐ Alligator	☐ Catfish	☐ Gallinules	☐ Osprey	☐ Woodstork
☐ Anhinga	☐ Coots	☐ Gambusia	☐ Otter	☐
☐ Bass	☐ Cormorant	☐ Herons	☐ Snakes	☐
☐ Bream	☐ Egrets	☐ Ibis	☐ Turtles	

NATIVE WETLAND HABITAT MAINTENANCE

☐ Arrowhead	☐ Bulrush	☐ Golden Canna
☐ Bacopa	☐ Chara	☒ Gulf Spikerush
☐ Blue Flag Iris	☐ Cordgrass	☐ Lily

Beneficial Vegetation Notes:

☐ Naiad	☐
☒ Pickerelweed	
☐ Soft Rush	☐

14

13

12

5

4

16

17

3

1

First Choice Aquatic Weed Management, LLC.

Lake & Wetland Customer Service Report

Job Name:

Customer Number: 426 Customer: FCA - PARKWAY CENTER CDD

Technician: Aleks and dakota

Date: 10/26/2023 Time: 02:17 PM

Customer Signature:

Waterway Treatment	Algae	Submersed Weeds	Grasses and brush	Floating Weeds	Blue Dye	Inspection	Request for Service	Restriction	# of days
11			x						
9			x						
10			x						

CLARITY
- ☒ < I'
- ☐ 1-2'
- ☐ 2-4'
- ☐ > 4'

FLOW
- ☐ None
- ☒ Slight
- ☐ Visible

METHOD
- ☒ ATV
- ☐ Airboat
- ☐ Backpack
- ☐ Boat
- ☐ Truck

CARP PROGRAM
- ☐ Carp observed
- ☐ Barrier Inspected

WATER LEVEL
- ☐ High
- ☒ Normal
- ☐ Low

WEATHER
- ☐ Clear
- ☐ Cloudy
- ☒ Windy
- ☐ Rainy

FISH and WILDLIFE OBSERVATIONS

- ☐ Alligator
- ☐ Anhinga
- ☐ Bass
- ☐ Bream
- ☐ Catfish
- ☐ Coots
- ☐ Cormorant
- ☒ Egrets
- ☐ Gallinules
- ☐ Gambusia
- ☒ Herons
- ☐ Ibis
- ☐ Osprey
- ☐ Otter
- ☐ Snakes
- ☐ Turtles
- ☐ Woodstork
- ☐ _____
- ☐ _____

NATIVE WETLAND HABITAT MAINTENANCE

- ☒ Arrowhead
- ☐ Bacopa
- ☐ Blue Flag Iris
- ☐ Bulrush
- ☐ Chara
- ☐ Cordgrass
- ☐ Golden Canna
- ☒ Gulf Spikerush
- ☐ Lily

Beneficial Vegetation Notes:

- ☐ Naiad
- ☒ Pickerelweed
- ☐ Soft Rush
- ☐ _____
- ☐ _____

9

10

First Choice Aquatic Weed Management, LLC.

Lake & Wetland Customer Service Report

Job Name:

Customer Number: 426 Customer: FCA - PARKWAY CENTER CDD

Technician: Aleks and dakota

Date: 10/26/2023 Time: 02:07 PM

Customer Signature:

Waterway Treatment	Algae	Submersed Weeds	Grasses and brush	Floating Weeds	Blue Dye	Inspection	Request for Service	Restriction	# of days
2			x						
6			x						
8	x		x						
23	x	x	x						
7	x	x	x						
15			x						
25			x	x					
Preserve			x			Will bill for Preserve in Nov			
24			x						

CLARITY
- ☒ < I'
- ☐ 1-2'
- ☐ 2-4'
- ☐ > 4'

FLOW
- ☐ None
- ☒ Slight
- ☐ Visible

METHOD
- ☒ ATV
- ☐ Airboat
- ☐ Backpack
- ☐ Boat
- ☐ Truck

CARP PROGRAM
- ☐ Carp observed
- ☐ Barrier Inspected

WATER LEVEL
- ☐ High
- ☒ Normal
- ☐ Low

WEATHER
- ☐ Clear
- ☐ Cloudy
- ☒ Windy
- ☐ Rainy

FISH and WILDLIFE OBSERVATIONS

☐ Alligator	☐ Catfish	☐ Gallinules	☐ Osprey	☐ Woodstork
☐ Anhinga	☐ Coots	☐ Gambusia	☐ Otter	☐
☐ Bass	☐ Cormorant	☐ Herons	☐ Snakes	☐
☐ Bream	☐ Egrets	☐ Ibis	☐ Turtles	

NATIVE WETLAND HABITAT MAINTENANCE

☒ Arrowhead	☐ Bulrush	☐ Golden Canna
☐ Bacopa	☐ Chara	☒ Gulf Spikerush
☐ Blue Flag Iris	☐ Cordgrass	☐ Lily

Beneficial Vegetation Notes:

☐ Naiad	☐
☒ Pickerelweed	
☐ Soft Rush	☐

2

6

8


23

7

15

25

preserve

24