

**Parkway Center
Community Development District**

April 24 2024

AGENDA PACKAGE

Zoom Information

Meeting ID: 820 6169 6018 Passcode: 140459

<https://us05web.zoom.us/j/820%206169%2060>

**Parkway Center Community Development District
Board of Supervisors**

Agenda Page 2

- | | |
|--|---|
| □ Koko Miller, Chairperson | □ Gene Roberts, District Manager |
| □ JoAnn Ward, Vice Chairperson | □ Scott Steady, District Counsel |
| □ Tanya O' Connor, Assistant Secretary | □ Tonja Stewart, District Engineer |
| □ Linda Bell, Assistant Secretary | □ Dale Wentzel, District Onsite Manager |
| □ Charlotte Hazelwood, Assistant Secretary | |

Agenda for Regular Meeting
Wednesday, April 24, 2024 – 6:30 p.m.

Zoom Information

Meeting ID: 820 6169 6018 Passcode: 140459
<https://us05web.zoom.us/j/820%206169%206018>

All cellular phones and pagers must be turned off during the meeting. Please let us know at least 24 hours in advance if you are planning to call into the meeting.

- 1. Call to Order/Roll Call**
- 2. Business Items**
 - A. Consideration of Landscape Maintenance Professionals, Inc. Proposals
 - i. Replacement of Lighstrum Along Falkenburg
 - ii. Removal of Dead Powder Puff Mimosa and Sod Over
 - iii. Cleaning of Natural Area by Clubhouse Parking & 78th Street
 - B. General Matters of the District
- 3. Consent Agenda**
 - A. Consideration of Board of Supervisors' Minutes of the March 27, 2024, Regular Meeting
 - B. Consideration of Operation and Maintenance Expenditures for March 2024
 - C. Review of the Financials and Check Register as of March 31, 2024
- 4. Attorney's Report**
- 5. Engineer's Report**
 - A. Discussion on Willow Beach Easement
- 6. Manager's Report**
 - A. Community Inspection Report
 - B. Aquatic Report
- 7. Supervisors' Requests or Comments**
- 8. Public Comments (*Comments limited to (3) minutes Per Speaker*)**
- 9. Adjournment**

The next CDD Meeting is scheduled to be held on Thursday, May 23, 2024 at 6:30 p.m.

District Office:

Inframark, Community Management Services
210 North University Drive, Suite 702
Coral Springs, Florida 33071
954-603-0033

Meeting Location:

Parkway Center CDD Clubhouse
7461 S Falkenburg Rd
Riverview, Florida 33578

Second Order of Business

2Ai.



PO Box 267
Seffner, FL 33583
O: 813-757-6500
F: 813-757-6501

Estimate

Submitted To:

Parkway Center CDD
c/oInframark
210 N University Dr #702
Coral Springs, FL 33071

| | |
|--------------------|-----------|
| Date | 4/17/2024 |
| Estimate # | 89250 |
| LMP REPRESENTATIVE | |
| DMFRN | |
| PO # | |
| Work Order # | |

| DESCRIPTION | QTY | COST | TOTAL |
|--|-----|--------|----------|
| Replacement of Ligustrum along Falkenburg All work includes, clean-up, removal, and disposal of debris generated during the course of work. Note: Irrigation modifications necessary will be invoiced separately as 'time and materials' Note: LMP cannot guarantee or warranty new landscape material(s) that does not qualify for establishment watering under the local water restriction guidelines in effect at the time of installation. Supplemental or hand watering will be an additional cost. | | | |
| Ligustrum - Japonicum (Green) 7G | 29 | 154.00 | 4,466.00 |

TERMS AND CONDITIONS:

| | |
|--------------|-------------------|
| TOTAL | \$4,466.00 |
|--------------|-------------------|

LMP reserves the right to withdraw this proposal if not accepted within 21 days of the date listed above. Any alteration or deviation to scope of work involving additional costs must be agreed upon in writing as a separate proposal or change order to this proposal. Periodic invoices may be submitted if job is substantial in nature with final invoice being submitted at completion of project. No finance charge will be imposed if the total of said work is paid in full within 30 days of invoice date. If not paid in full within 30 days, then customer is subject to finance charges on the balance of the work from the invoice date at a rate of 1.5% per month until paid. LMP shall have the right to stop work under this contract until all outstanding amounts including finance charges are paid in full. Payments will be applied to the oldest invoices. If paying by credit card, please add a 3% processing fee of the Invoice Total.

ACCEPTANCE OF PROPOSAL: The above prices, scope of work and terms and conditions are hereby satisfactorily agreed upon. LMP, Inc. has been authorized to perform the work as outlined and payment will be made as outlined above. The above pricing does not include any unforeseen modifications to the said irrigation system that could not be reasonably accounted for prior to job start. All plant material carries a one (1) year warranty provided LMP, Inc. is performing landscape maintenance services to the area installed or enhanced at the time of installation. If not, then there is no warranty on the plant material. LMP cannot warranty against Acts of God, including cold weather events & natural disasters. Also, no warranty will be provided on any material that has been transplanted from another part of the property.

OWNER / AGENT

DATE

2Aii.



PO Box 267
Seffner, FL 33583
O: 813-757-6500
F: 813-757-6501

Estimate

Submitted To:

Parkway Center CDD
c/oInframark
210 N University Dr #702
Coral Springs, FL 33071

| | |
|--------------------|-----------|
| Date | 4/17/2024 |
| Estimate # | 89248 |
| LMP REPRESENTATIVE | |
| DMFRN | |
| PO # | |
| Work Order # | |

| DESCRIPTION | QTY | COST | TOTAL |
|---|-------|--------|----------|
| Removal of powder puff mimosa that has died & sod over. Fill in of plant material all at Riverview & Still Creek entrance. All work includes, clean-up, removal, and disposal of debris generated during the course of work. Note: Irrigation modifications necessary will be invoiced separately as 'time and materials' Note: LMP cannot guarantee or warranty new landscape material(s) that does not qualify for establishment watering under the local water restriction guidelines in effect at the time of installation. Supplemental or hand watering will be an additional cost. | | | |
| Sod - St. Aug/ Floratam sf | 1,200 | 2.25 | 2,700.00 |
| Jasmine - Confederate (Variegated) 1G | 51 | 14.55 | 742.05 |
| Flax Lily 3G | 53 | 31.65 | 1,677.45 |
| Bed Prep/ Debris/ Disposal | 1 | 632.50 | 632.50 |

TERMS AND CONDITIONS:

| | |
|--------------|-------------------|
| TOTAL | \$5,752.00 |
|--------------|-------------------|

LMP reserves the right to withdraw this proposal if not accepted within 21 days of the date listed above. Any alteration or deviation to scope of work involving additional costs must be agreed upon in writing as a separate proposal or change order to this proposal. Periodic invoices may be submitted if job is substantial in nature with final invoice being submitted at completion of project. No finance charge will be imposed if the total of said work is paid in full within 30 days of invoice date. If not paid in full within 30 days, then customer is subject to finance charges on the balance of the work from the invoice date at a rate of 1.5% per month until paid. LMP shall have the right to stop work under this contract until all outstanding amounts including finance charges are paid in full. Payments will be applied to the oldest invoices. If paying by credit card, please add a 3% processing fee of the Invoice Total.

ACCEPTANCE OF PROPOSAL: The above prices, scope of work and terms and conditions are hereby satisfactorily agreed upon. LMP, Inc. has been authorized to perform the work as outlined and payment will be made as outlined above. The above pricing does not include any unforeseen modifications to the said irrigation system that could not be reasonably accounted for prior to job start. All plant material carries a one (1) year warranty provided LMP, Inc. is performing landscape maintenance services to the area installed or enhanced at the time of installation. If not, then there is no warranty on the plant material. LMP cannot warranty against Acts of God, including cold weather events & natural disasters. Also, no warranty will be provided on any material that has been transplanted from another part of the property.

OWNER / AGENT

DATE

2Aiii.



PO Box 267
Seffner, FL 33583
O: 813-757-6500
F: 813-757-6501

Estimate

Submitted To:

Parkway Center CDD
c/o Inframark
210 N University Dr #702
Coral Springs, FL 33071

| | |
|--------------------|----------|
| Date | 4/1/2024 |
| Estimate # | 88890 |
| LMP REPRESENTATIVE | |
| DMFRN | |
| PO # | |
| Work Order # | |

| DESCRIPTION | QTY | COST | TOTAL |
|---|-----|----------|----------|
| Cleaning of natural area by clubhouse parking & 78th St. All work includes, clean-up, removal, and disposal of debris generated during the course of work. | | | |
| Vegetative removal/ clean-up | 1 | 1,925.00 | 1,925.00 |

TERMS AND CONDITIONS:

| | |
|--------------|-------------------|
| TOTAL | \$1,925.00 |
|--------------|-------------------|

LMP reserves the right to withdraw this proposal if not accepted within 21 days of the date listed above. Any alteration or deviation to scope of work involving additional costs must be agreed upon in writing as a separate proposal or change order to this proposal. Periodic invoices may be submitted if job is substantial in nature with final invoice being submitted at completion of project. No finance charge will be imposed if the total of said work is paid in full within 30 days of invoice date. If not paid in full within 30 days, then customer is subject to finance charges on the balance of the work from the invoice date at a rate of 1.5% per month until paid. LMP shall have the right to stop work under this contract until all outstanding amounts including finance charges are paid in full. Payments will be applied to the oldest invoices. If paying by credit card, please add a 3% processing fee of the Invoice Total.

ACCEPTANCE OF PROPOSAL: The above prices, scope of work and terms and conditions are hereby satisfactorily agreed upon. LMP, Inc. has been authorized to perform the work as outlined and payment will be made as outlined above. The above pricing does not include any unforeseen modifications to the said irrigation system that could not be reasonably accounted for prior to job start. All plant material carries a one (1) year warranty provided LMP, Inc. is performing landscape maintenance services to the area installed or enhanced at the time of installation. If not, then there is no warranty on the plant material. LMP cannot warranty against Acts of God, including cold weather events & natural disasters. Also, no warranty will be provided on any material that has been transplanted from another part of the property.

OWNER / AGENT

DATE

Third Order of Business

3A.

**MINUTES OF MEETING
PARKWAY CENTER
COMMUNITY DEVELOPMENT DISTRICT**

The regular meeting of the Board of Supervisors of Parkway Center Community Development District was held on Wednesday, March 27, 2024, at 6:30 p.m. at the Parkway Center Clubhouse located at 7461 S. Falkenburg Road, Riverview, FL 33578.

Present and constituting a quorum were:

| | |
|---------------------|---------------------|
| Koko Miller | Chairperson |
| JoAnn Ward | Vice Chairperson |
| Tanya O'Connor | Assistant Secretary |
| Charlotte Hazlewood | Assistant Secretary |

Also present were:

| | |
|---------------|------------------|
| Gene Roberts | District Manager |
| Scott Steady | District Counsel |
| Dale Wentzel | Amenity Manager |
| David Manfrin | LMP |
| Residents | |

The following is a summary of the discussions and actions taken.

FIRST ORDER OF BUSINESS **Call to Order/Roll Call**

Mr. Roberts called the meeting to order, and a quorum was established.

SECOND ORDER OF BUSINESS **Business Items**

A. Consideration of Resolution 2024-01; Requesting the Supervisor of Elections to Conduct 2024 General Election

On MOTION by Mr. Miller seconded by Ms. Ward with all in favor, Resolution 2024;01 Requesting the Supervisor of Elections to Conduct 2024 General Election, was adopted. 4-0

B. General Matters on the District

There being no report, the next order of business followed.

THIRD ORDER OF BUSINESS **Consent Agenda**

A. Approval of Minutes of the February 28, 2024, Regular Meeting
Supervisor Hazlewood's name was misspelled.

On MOTION by Ms. Ward seconded by Ms. O'Connor with all in favor, the February 28, 2024, meeting minutes were approved as amended and discussed. 4-0

B. Consideration of Operation and Maintenance Expenditures from February 2024

The Board reviewed the Operation and Maintenance Expenditures and had no questions.

On MOTION by Ms. Ward seconded by Mr. Miller with all in favor, the Operation and Maintenance Expenditures from February 2024 were approved. 4-0

C. Review of the Financials and Approval of the Check Register as of February 29, 2024

The Board reviewed the Financials and the Check Register as of February 29, 2024, and had no questions.

FOURTH ORDER OF BUSINESS

Attorney's Report

There being no report, the next order of business followed.

FIFTH ORDER OF BUSINESS

Engineer's Report

Ms. Stewart discussed the erosion problem along the pond bank in Willow Beach and answered questions for a Willow Beach resident. She explained that there is a 40-foot easement, but the contractor only needs 15 feet to repair the bank.

On MOTION by Ms. Ward seconded by Ms. Hazlewood with all in favor, District Counsel and the District Engineer were authorized to prepare and send a Letter to the impacted homeowners in Willow Beach requesting they move their fences 15 feet in the easement by a certain date. 4-0

Ms. O'Connor asked Ms. Stewart about the sidewalk repairs. Ms. Stewart explained it is a county issue and will send contact information to the District Manager.

SIXTH ORDER OF BUSINESS

Manager's Report

A. Community Inspection Report

Mr. Manfrin updated the Board on the landscape status. He stated that LMP will be presenting proposals to aerate some of the struggling areas of turf, specifically the roundabouts.

B. Aquatic's Report (To Be Sent Under Separate Cover)

SEVENTH ORDER OF BUSINESS

Supervisors' Requests or Comments

The Board discussed terminating Neptune's Porter service.

On MOTION by Ms. O'Connor seconded by Ms. Ward with all in favor, the termination of Neptune's Porter Service was approved. 4-0

The Board of Supervisors made the following requests:

- Repair some of the pool furniture.
- Add *Willow Beach Erosion* to next month's Agenda.
- Add *Clubhouse Rental Fees* to next month's Agenda.
- Hire a pool monitor for the following days:
 - Fridays 4:00 p.m.-9:00 p.m.
 - Sat-Sun 1:00 p.m.- 9:00 p.m.

EIGHTH ORDER OF BUSINESS

Public Comments (*Comments limited to (3) Minutes Per Speaker*)

A Resident was upset because he did not know the Willow Beach erosion was going to be discussed at the meeting.

NINTH ORDER OF BUSINESS

Adjournment

There being no further business,

On MOTION by Mr. Miller seconded by Ms. Hazlewood with all in favor the meeting was adjourned. 4-0

Gene Roberts
Assistant Secretary

Chairperson/ Vice Chairperson

3B.

PARKWAY CENTER CDD
Summary of Operations and Maintenance Invoices

| Vendor | Invoice/Account Number | Amount | Vendor Total | Comments/Description |
|-----------------------------------|------------------------|--------------------|--------------|-------------------------------|
| Monthly Contract | | | | |
| BLUE LIFE POOL SERVICE LLC | 14014 | \$1,600.00 | | POOL CLEANING - MARCH 2024 |
| CHARTER COMMUNICATIONS | 1424 031424 ACH | \$340.52 | | INTERNET - 03/14/24-04/13/24 |
| DOORKING INC. | 2540 031424 ACH | \$65.90 | | CELL SERVICES |
| ECO PEST SOLUTIONS | 14183 | \$150.00 | | PEST SERVICE - FEBRUARY 2024 |
| ENVERA SYSTEMS | 738907 | \$1,058.75 | | VIDEO MONITORING - APRIL 2024 |
| FIRST CHOICE AQUATIC WEED | 93520 | \$1,846.00 | | WATERWAY SERVICE - MARCH 2024 |
| INFRAMARK LLC | 111475 | \$7,768.67 | | DISTRICT INVOICE MARCH 2024 |
| INFRAMARK LLC | 112643 | \$196.78 | \$7,965.45 | DISTRICT SERVICES MARCH 2024 |
| LANDSCAPE MAINTENANCE | 182836 | \$18,917.75 | | GROUND MAINT. - APRIL 2024 |
| Monthly Contract Subtotal | | \$31,944.37 | | |
| Variable Contract | | | | |
| CHARLOTTE HAZLEWOOD | CH 022824 | \$200.00 | | SUPERVISOR FEE - 02/28/24 |
| JO ANN WARD | JW 022824 | \$200.00 | | SUPERVISOR FEE - 02/28/24 |
| KOKO L. MILLER | KM 022824 | \$200.00 | | SUPERVISOR FEE - 02/28/24 |
| TANYA OCONNOR | TO 022824 | \$200.00 | | SUPERVISOR FEE - 02/28/24 |
| Variable Contract Subtotal | | \$800.00 | | |
| Utilities | | | | |
| B.O.C.C. | 2368 032024 ACH | \$1,045.03 | | WATER - 02/19/24-03/15/24 |
| TECO | 0146 030724 ACH | \$837.66 | | ELECTRIC - 02/02/24-03/01/24 |
| TECO | 0319 022124 ACH | \$9,466.27 | | BULK BILLING - ELECTRIC |
| TECO | 0319 030624 ACH | \$9,791.28 | | BULK BILLING - ELECTRIC |
| TECO | 0369 030724 ACH | \$661.31 | | ELECTRIC - 02/02/24-03/01/24 |
| TECO | 0609 030724 ACH | \$623.19 | | ELECTRIC - 02/02/24-03/01/24 |
| TECO | 1963 030724 ACH | \$315.20 | | ELECTRIC - 02/02/24-03/01/24 |
| TECO | 5560 030724 ACH | \$1,046.28 | \$22,741.19 | ELECTRIC - 02/02/24-03/01/24 |
| Utilities Subtotal | | \$23,786.22 | | |
| Regular Services | | | | |

PARKWAY CENTER CDD
Summary of Operations and Maintenance Invoices

| Vendor | Invoice/Account Number | Amount | Vendor Total | Comments/Description |
|-------------------------------------|------------------------|--------------------|--------------|--|
| BURR & FORMAN LLP | 1458556 | \$950.82 | | PROFESSIONAL SERVICES |
| LANDSCAPE MAINTENANCE | 182357 | \$971.76 | | IRRIGATION - 02/28/24 |
| LANDSCAPE MAINTENANCE | 182683 | \$262.02 | | IRRIGATION - 03/21/24 |
| LANDSCAPE MAINTENANCE | 182968 | \$3,174.95 | | SPRING ANNUALS |
| LANDSCAPE MAINTENANCE | 182999 | \$186.19 | \$4,594.92 | IRRIGATION INSPECTION |
| NAVITAS CREDIT CORP | 9292 032524 ACH | \$1,211.56 | | EQUIPMENT |
| PARKWAY CENTER CDD | 03042024-01 | \$1,093.64 | | SERIES 2008 FY24 TAX DIST ID 665 |
| PARKWAY CENTER CDD | 03042024-02 | \$495.29 | | SERIES 2018-1 FY24 TAX DIST ID 665 |
| PARKWAY CENTER CDD | 03042024-03 | \$828.77 | \$2,417.70 | SERIES 2018-2 FY24 TAX DIST ID 665 |
| STANTEC CONSULTING | 2203228 | \$460.00 | | GENERAL CONSULTING - PROFESSIONAL SERVICES THRU - 02/02/24 |
| Regular Services Subtotal | | \$9,635.00 | | |
| Additional Services | | | | |
| BLUE LIFE POOL SERVICE LLC | 14004 | \$1,200.00 | | LEAK DETECTED |
| BLUE LIFE POOL SERVICE LLC | 14195 | \$190.00 | \$1,390.00 | POOL LIGHT REPAIR |
| LANDSCAPE MAINTENANCE | 182379 | \$1,350.00 | | VEGETATIVE CLEAN-UP |
| Additional Services Subtotal | | \$2,740.00 | | |
| TOTAL | | \$68,905.59 | | |

Approved (with any necessary revisions noted):

Signature: _____

Title (Check one):

[] Chariman [] Vice Chariman [] Assistant Secretary

BLUE LIFE POOL SERVICE
PO Box 1628
Land O Lakes, FL 34639 US
+1 8135975009
accounts@bluelifepools.com
www.bluelifepoolsfl.com

Invoice



| BILL TO |
|---|
| PARKWAY CENTER CDD 7461 S FALKENBURG RD RIVERVIEW, FL 33578 |

| SHIP TO |
|---|
| PARKWAY CENTER CDD 7461 S FALKENBURG RD RIVERVIEW, FL 33578 |

| INVOICE # | DATE | TOTAL DUE | DUE DATE | TERMS | ENCLOSED |
|-----------|------------|------------|------------|--------|----------|
| 14014 | 03/01/2024 | \$1,600.00 | 03/31/2024 | Net 30 | |

| DATE | | DESCRIPTION | QTY | RATE | AMOUNT |
|------|----------|----------------------|-----|----------|----------|
| | CLEANING | REGULAR POOL SERVICE | 1 | 1,600.00 | 1,600.00 |

BALANCE DUE **\$1,600.00**

March 14, 2024
Invoice Number: 2463929031424
Account Number: 8337 12 028 2463929
Security Code:
Service At: 7461 S FALKENBURG RD
RIVERVIEW FL 33578-8652

Auto Pay Notice

Contact Us

Visit us at SpectrumBusiness.net
Or, call us at 855-252-0675

Summary

Service from 03/14/24 through 04/13/24
details on following pages

| | |
|--|-----------------|
| Previous Balance | 340.52 |
| Payments Received -Thank You! | -340.52 |
| Remaining Balance | \$0.00 |
| Spectrum Business™ TV | 104.98 |
| Spectrum Business™ Internet | 164.98 |
| Spectrum Business™ Voice | 29.99 |
| Other Charges | 25.75 |
| Taxes, Fees and Charges | 14.82 |
| Current Charges | \$340.52 |
| YOUR AUTO PAY WILL BE PROCESSED 03/31/24 | |
| Total Due by Auto Pay | \$340.52 |

NEWS AND INFORMATION

NOTE. Taxes, Fees and Charges listed in the Summary only apply to Spectrum Business TV and Spectrum Business Internet and are detailed on the following page. Taxes, Fees and Charges for Spectrum Business Voice are detailed in the Billing Information section.

GET UP TO A \$500 VISA REWARDS CARD WITH SPECTRUM MOBILE. Enjoy up to a \$500 Visa Rewards Card when you add 2 or more Unlimited Mobile lines. The more lines you add, the more value you get. CALL 1-855-264-7622 for full offer details.

Switch and save with Spectrum Mobile. To learn about our different mobile options and how you can earn 1 **FREE** Mobile Unlimited Line for 1 year, call a Spectrum Business specialist at 1-877-899-6374 today!



Thank you for choosing Spectrum Business.
We appreciate your prompt payment and value you as a customer.

Auto Pay. Thank you for signing up for auto pay. Please note your payment may be drafted and posted to your Spectrum Business account the day after your transaction is scheduled to be processed by your bank.



4145 S. FALKENBURG RD RIVERVIEW FL 33578-8652
8633 2390 NO RP 14 03152024 NNNNNNNN 01 001151 0004

PARKWAY CENTER CBD
2005 PAN AM CIR STE 200
TAMPA FL 33607-6008

Received
MAR 21

March 14, 2024

PARKWAY CENTER CBD

Invoice Number: 2463929031424
Account Number: 8337 12 028 2463929
Service At: 7461 S FALKENBURG RD
RIVERVIEW FL 33578-8652

Total Due by Auto Pay \$340.52



CHARTER COMMUNICATIONS
PO BOX 7186
PASADENA CA 91109-7186



833712028246392900340521

Invoice Number: 2463929031424
 Account Number: 8337 12 028 2463929
 Security Code: XXXXXXXXXX

Contact Us

Visit us at SpectrumBusiness.net
 Or, call us at **855-252-0675**

8633 2390 NO RP 14 03152024 NNNNNNNN 01 001151 0004

Charge Details

| | | |
|--------------------------|-------|---------------|
| Previous Balance | | 340.52 |
| EFT Payment | 03/01 | -340.52 |
| Remaining Balance | | \$0.00 |

Payments received after 03/14/24 will appear on your next bill.

Service from 03/14/24 through 04/13/24

Spectrum Business™ TV

| | | |
|--------------------|---------------------------|-----------------|
| Spectrum Business | | 59.99 |
| Premier | | |
| Spectrum Receivers | 2 Receivers at 12.50 each | 25.00 |
| DVR Service | | 19.99 |
| | | \$104.98 |

Spectrum Business™ TV Total \$104.98

Spectrum Business™ Internet

| | | |
|----------------------|--|-----------------|
| Spectrum WiFi | | 0.00 |
| Security Suite | | 0.00 |
| Domain Name | | 0.00 |
| Vanity Email | | 0.00 |
| Static IP 5 | | 29.99 |
| Spectrum Business | | 199.99 |
| Internet Ultra | | |
| Promotional Discount | | -75.00 |
| Business WiFi | | 10.00 |
| | | \$164.98 |

Spectrum Business™ Internet Total \$164.98

Spectrum Business™ Voice

| | | |
|------------------------------------|--|----------------|
| Phone number (813) 570-8126 | | |
| Spectrum Business Voice | | 49.99 |
| Promotional Discount | | -20.00 |
| | | \$29.99 |

Spectrum Business™ Voice Continued

For additional call details,
 please visit SpectrumBusiness.net

Spectrum Business™ Voice Total \$29.99

Other Charges

| | |
|----------------------------|----------------|
| Broadcast TV Surcharge | 25.75 |
| Payment Processing | 5.00 |
| Auto Pay Discount | -5.00 |
| Other Charges Total | \$25.75 |

Taxes, Fees and Charges

| | |
|--------------------------------------|----------------|
| State and Local Sales Tax | 1.88 |
| Communications Services Tax | 12.94 |
| Taxes, Fees and Charges Total | \$14.82 |

Current Charges \$340.52

Total Due by Auto Pay \$340.52

Billing Information

Tax and Fees - This statement reflects the current taxes and fees for your area (including sales, excise, user taxes, etc.). These taxes and fees may change without notice. Visit spectrum.net/taxesandfees for more information.

Spectrum Terms and Conditions of Service - In accordance with the Spectrum Business Services Agreement, Spectrum services are billed on a monthly basis. Spectrum does not provide credits for monthly subscription services that are cancelled prior to the end of the current billing month.

Terms & Conditions - Spectrum's detailed standard terms and conditions for service are located at spectrum.com/policies.

Continued on the next page...

Local Spectrum Store: 12970 S US Hwy 301, Suite 105, Riverview FL 33579 Store Hours: Mon thru Sat - 10:00am to 8:00pm; Sun - 12:00pm to 5:00pm

Local Spectrum Store: 872 Brandon Town Center Mall, Brandon FL 33511 Store Hours: Mon thru Sat - 10:00am to 8:00pm and Sun - 12:00pm to 5:00pm



For questions or concerns, please call **1-866-519-1263**.



[Back](#)

DoorKing Inc.
 IM Server Payments
 120 S. Glasgow Avenue
 Inglewood, CA 90301
(800) 826-7493

DKS Cellular Subscription

STATEMENT

STATEMENT #

2212540

STATEMENT DATE

March 14, 2024

SUBSCRIBER

Monica Alvarez
 Parkway Center CDD
 2005 Pan Am Circle
 Suite 300
 Tampa, FL 33607

User ID: **ParkwayCenter**

Period Starts: February 14, 2024
 Period Ends: March 13, 2024

Previous Balance: \$65.90 **Note: All \$ amounts are in US Dollars.**
 Payment Received: (\$98.85)
 Adjustments: \$65.90
 New Charges: \$32.95
Total Amount Due: \$65.90 USD

Payments

| Date | Details | Amount |
|----------|----------------|-----------|
| 3/4/2024 | Check received | (\$65.90) |
| 3/4/2024 | Check received | (\$32.95) |

Adjustments

| Date | Details | Amount |
|----------|---|---------|
| 3/4/2024 | Bounced Check system error: check # 6268 amount of \$ 32.95 | \$65.90 |

Cell Systems

| From | To | Name | Phone | MC | Min | Transfer | Amount |
|-----------|-----------|------|--------------|------|-----|----------|---------|
| 2/14/2024 | 3/13/2024 | | 813 230 5734 | 9999 | 0 | 22 | \$32.95 |

Summary

Total Amount Due

This amount will be charged to your credit card or echeck.

\$65.90 USD

Eco Pest Solutions
PO BOX 1062
Mulberry, FL 33860 US
863-318-7378
ecopestsolutions1@gmail.com
eco-pestsolutions.com

Invoice



| BILL TO |
|---|
| Parkway Center 7461 S Falkenburg Rd Riverview, FL 33578 |

| INVOICE # | DATE | TOTAL DUE | DUE DATE | TERMS | ENCLOSED |
|-----------|------------|-----------|------------|----------------|----------|
| 14183 | 02/28/2024 | \$150.00 | 03/01/2024 | Due on receipt | |

| DATE | | DESCRIPTION | QTY | RATE | AMOUNT |
|------------|-------------------------|------------------|-----|--------|---------|
| 02/27/2024 | COMMERCIAL PEST CONTROL | February Service | 1 | 150.00 | 150.00T |

| | |
|-------------|----------|
| SUBTOTAL | 150.00 |
| TAX (0%) | 0.00 |
| TOTAL | 150.00 |
| BALANCE DUE | \$150.00 |

Envera
8281 Blaikie Court
Sarasota, FL 34240
(941) 556-0731

| Invoice <small>Agenda Page 23</small> | |
|---------------------------------------|-------------------------------|
| Invoice Number 738907 | Date 03/01/2024 |
| Customer Number 400493 | Due Date 04/01/2024 |

Page 1

| Customer Name | Customer Number | P.O. Number | Invoice Number | Due Date |
|--|--|-------------|-----------------------------|-------------------|
| Parkway Center CDD | 400493 | | 738907 | 04/01/2024 |
| Quantity | Description | Rate | Amount | |
| <i>Parkway Center CDD, 7461 S. Faulkenburg Rd, Riverview, FL</i> | | | | |
| 1.00 | Active Video Monitoring 04/01/2024 - 04/30/2024 | 715.00 | 715.00 | |
| 1.00 | Service & Maintenance 04/01/2024 - 04/30/2024 | 343.75 | 343.75 | |
| | Sales Tax | | | 0.00 |
| | Payments/Credits Applied | | | 0.00 |
| | | | Invoice Balance Due: | \$1,058.75 |

IMPORTANT MESSAGES

Important Numbers to Know:

Billing Questions: (941) 556-0743
Email: ar@enverasystems.com
Service: (941) 556-0734

| Date | Invoice # | Description | Amount | Balance Due |
|------------|-----------|---------------------|------------|-------------|
| 03/01/2024 | 738907 | Monitoring Services | \$1,058.75 | \$1,058.75 |

Envera
8281 Blaikie Court
Sarasota, FL 34240
(941) 556-0731

Return Service Requested

Received
MAR 07

| Invoice | |
|----------------------------------|-------------------------------|
| Invoice Number 738907 | Date 03/01/2024 |
| Customer Number 400493 | Due Date 04/01/2024 |

Net Due: \$1,058.75

Amount Enclosed: _____

|||||
PARKWAY CENTER CDD
C/O INFRAMARK
2005 PAN AM CIR STE 300
TAMPA, FL 33607-6008

2030

REMIT TO:

Envera
PO Box 2086
Hicksville, NY 11802

Phone: 407-859-2020
Fax: 407-859-3275

| Date | Invoice # |
|-----------|-----------|
| 2/23/2024 | 93520 |


| Bill To |
|--|
| Parkway Center CDD c/o Inframark 2005 Pan Am Circle Dr., Ste. 300 Tampa, FL 33067 |

| Customer P.O. No. | Payment Terms | Due Date |
|-------------------|---------------|-----------|
| | Net 30 | 3/24/2024 |

| Description | Amount |
|---|----------|
| Monthly waterway service for the month this invoice is dated - 16 waterways | 1,408.00 |
| Monthly maintenance for clubhouse for the month this invoice is dated | 143.00 |
| Monthly waterway service #23 for the month this invoice is dated | 212.00 |
| Monthly waterway service #25 for the month this invoice is dated | 83.00 |
| Quarterly waterway service for the month this invoice is dated | 430.00 |

Thank you for your business.

| | |
|-------------------------|------------|
| Total | \$2,276.00 |
| Payments/Credits | \$0.00 |
| Balance Due | \$2,276.00 |



2002 West Grand Parkway North
Suite 100
Katy, TX 77449

BILL TO
Parkway Center CDD
2005 Pan Am Cir Ste 300
Tampa FL 33607-6008
United States

Services provided for the Month of: March 2024

INVOICE#
#111475

CUSTOMER ID
C2303

PO#

DATE
3/1/2024

NET TERMS
Net 30

DUE DATE
3/31/2024

| DESCRIPTION | QTY | UOM | RATE | MARKUP | AMOUNT |
|------------------------|-----|-----|----------|--------|-----------------|
| Accounting Services | 1 | Ea | 2,389.75 | | 2,389.75 |
| Dissemination Services | 1 | Ea | 500.00 | | 500.00 |
| District Management | 1 | Ea | 2,403.33 | | 2,403.33 |
| Field Management | 1 | Ea | 2,308.92 | | 2,308.92 |
| Technology Services | 1 | Ea | 166.67 | | 166.67 |
| Subtotal | | | | | 7,768.67 |

| | |
|------------------|------------|
| Subtotal | \$7,768.67 |
| Tax | \$0.00 |
| Total Due | \$7,768.67 |

Remit To : Inframark LLC, PO BOX 733778, Dallas, Texas, 75373-3778

To pay by Credit Card, please contact us at 281-578-4299, 9:00am - 5:30pm EST, Monday – Friday. A surcharge fee may apply.

To pay via ACH or Wire, please refer to our banking information below:
Account Name: INFRAMARK, LLC
ACH - Bank Routing Number: 111000614 / Account Number: 912593196
Wire - Bank Routing Number: 021000021 / SWIFT Code: CHASUS33 / Account Number: 912593196

Please include the Customer ID and the Invoice Number on your form of payment.



2002 West Grand Parkway North
Suite 100
Katy, TX 77449

INVOICE

INVOICE#

#112643

DATE

3/28/2024

CUSTOMER ID

C2303

NET TERMS

Net 30

PO#
DUE DATE

4/27/2024

BILL TO

Parkway Center CDD
2005 Pan Am Cir Ste 300
Tampa FL 33607-6008
United States

Services provided for the Month of: March 2024

| DESCRIPTION | QTY | UOM | RATE | MARKUP | AMOUNT |
|--|-----|-----|--------|--------|---------------|
| Eugene Roberts- 2-14-24- Amazon \$158.52, 2-5-24- MICROSOFT G038128846 : Microsoft office \$8.25 | 1 | Ea | 166.77 | | 166.77 |
| Postage | 22 | Ea | 0.64 | | 14.08 |
| Color Copies | 32 | Ea | 0.39 | | 12.48 |
| B/W Copies | 23 | Ea | 0.15 | | 3.45 |
| Subtotal | | | | | 196.78 |

Subtotal

\$196.78

Tax

\$0.00

Total Due

\$196.78

Remit To : Inframark LLC, PO BOX 733778, Dallas, Texas, 75373-3778

To pay by Credit Card, please contact us at 281-578-4299, 9:00am - 5:30pm EST, Monday – Friday. A surcharge fee may apply.

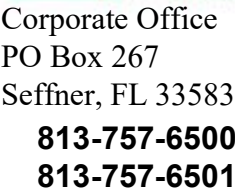
To pay via ACH or Wire, please refer to our banking information below:

Account Name: INFRAMARK, LLC

ACH - Bank Routing Number: 111000614 / Account Number: 912593196

Wire - Bank Routing Number: 021000021 / SWIFT Code: CHASUS33 / Account Number: 912593196

Please include the Customer ID and the Invoice Number on your form of payment.



Invoice

| Date | Invoice # |
|----------|-----------|
| 4/1/2024 | 182836 |

| |
|---|
| Bill To: |
| Parkway Center CDD c/oInframark 210 N University Dr #702 Coral Springs, FL 33071 |

| Property Information | |
|----------------------|--|
| | |

Services for the month of April 2024





[illegible]

| | | | | |
|--|--------|----------|------------------|-------------|
| | | | Total | \$18,917.75 |
| Questions regarding this invoice? Please e-mail arpayments@lmppro.com or call 813-757-6500 and ask for Accounts Receivable. If paying by credit card, please add a 3% processing fee of the Invoice total. Thank you. | Terms | Due Date | Payments/Credits | \$0.00 |
| | Net 30 | 5/1/2024 | Balance Due | \$18,917.75 |

Parkway Center CDD

CH 022824

MEETING DATE: February 28, 2024,





| SUPERVISORS | CHECK IF IN ATTENDANCE | STATUS | PAYMENT AMOUNT |
|---------------------|--|---------------|-----------------------|
| Jo Ann Ward |  | Accept | \$200 |
| Linda Bell | | Accept | \$200 |
| Tanya O'Conner |  | Accept | \$200 |
| Charlotte Hazlewood |  | Accept | \$200 |
| Koko Miller |  | Accept | \$200 |

DMS Staff Signature Gene Roberts

Parkway Center CDD

JW 022824

MEETING DATE: February 28, 2024,





| SUPERVISORS | CHECK IF IN ATTENDANCE | STATUS | PAYMENT AMOUNT |
|---------------------|--|--------|----------------|
| Jo Ann Ward |  | Accept | \$200 |
| Linda Bell | | Accept | \$200 |
| Tanya O'Conner |  | Accept | \$200 |
| Charlotte Hazlewood |  | Accept | \$200 |
| Koko Miller |  | Accept | \$200 |

DMS Staff Signature Gene Roberts

Parkway Center CDD

KM 022824

MEETING DATE: February 28, 2024,





| SUPERVISORS | CHECK IF IN ATTENDANCE | STATUS | PAYMENT AMOUNT |
|---------------------|--|--------|----------------|
| Jo Ann Ward |  | Accept | \$200 |
| Linda Bell | | Accept | \$200 |
| Tanya O'Conner |  | Accept | \$200 |
| Charlotte Hazlewood |  | Accept | \$200 |
| Koko Miller |  | Accept | \$200 |

DMS Staff Signature Gene Roberts

Parkway Center CDD

TO 022824

MEETING DATE: February 28, 2024,

| SUPERVISORS | CHECK IF IN ATTENDANCE | STATUS | PAYMENT AMOUNT |
|---------------------|--|---------------|-----------------------|
| Jo Ann Ward |  | Accept | \$200 |
| Linda Bell | | Accept | \$200 |
| Tanya O'Conner |  | Accept | \$200 |
| Charlotte Hazlewood |  | Accept | \$200 |
| Koko Miller |  | Accept | \$200 |

DMS Staff Signature Gene Roberts



Hillsborough
County Florida

| CUSTOMER NAME | ACCOUNT NUMBER | BILL DATE | DUE DATE |
|--------------------|----------------|------------|------------|
| PARKWAY CENTER CDD | 5589652368 | 03/20/2024 | 04/10/2024 |

Service Address: 7461 S FALKENBURG RD

S-Page 1 of 1

| METER NUMBER | PREVIOUS DATE | PREVIOUS READ | PRESENT DATE | PRESENT READ | CONSUMPTION | READ TYPE | METER DESCRIPTION |
|--------------|---------------|---------------|--------------|--------------|-------------|-----------|-------------------|
| 61173608 | 02/19/2024 | 37949 | 03/15/2024 | 38692 | 74300 GAL | ACTUAL | WATER |

Service Address Charges

| | |
|-----------------------------|----------|
| Customer Service Charge | \$5.63 |
| Customer Service Charge | \$5.63 |
| Purchase Water Pass-Thru | \$224.39 |
| Water Base Charge | \$42.59 |
| Water Usage Charge | \$202.35 |
| Fire Protection Base Charge | \$8.70 |
| Sewer Base Charge | \$103.25 |
| Sewer Usage Charge | \$452.49 |

Summary of Account Charges

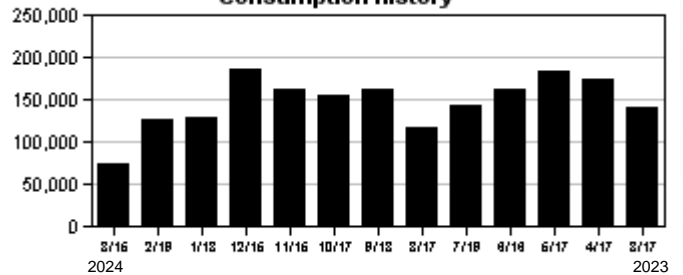
| | |
|--------------------------|-------------|
| Previous Balance | \$1,772.87 |
| Net Payments - Thank You | \$-1,772.87 |
| Total Account Charges | \$1,045.03 |

| | |
|------------|------------|
| AMOUNT DUE | \$1,045.03 |
|------------|------------|

Important Message

This account has ACH payment method

Consumption History



Hillsborough
County Florida

Make checks payable to: BOCC

ACCOUNT NUMBER: 5589652368



ELECTRONIC PAYMENTS BY CHECK OR

Automated Payment Line: (813) 276 8526

Internet Payments: HCFLGov.net/WaterBill

Additional Information: HCFLGov.net/Water



THANK YOU!



PARKWAY CENTER CDD
C/O INFRAMARK
2005 PAN AM CIRCLE
TAMPA FL 33607-2359

770 8

| | |
|-------------|------------|
| DUE DATE | 04/10/2024 |
| AMOUNT DUE | \$1,045.03 |
| AMOUNT PAID | |

0055896523689 00001045038



PARKWAY CENTER CDD
PARKWAY CENTER CDD
OAK CREEK PH 1C-1 RD
RIVERVIEW, FL 33569-0000

Statement Date: March 07, 2024
Agenda Page 34

Amount Due: \$837.66

Due Date: March 28, 2024

Account #: 211001800146

DO NOT PAY. Your account will be drafted on March 28, 2024

Account Summary

Current Service Period: February 02, 2024 - March 01, 2024

| | |
|--|-----------|
| Previous Amount Due | \$837.66 |
| Payment(s) Received Since Last Statement | -\$837.66 |

| | |
|-------------------------|----------|
| Current Month's Charges | \$837.66 |
|-------------------------|----------|

| | |
|------------------------------|----------|
| Amount Due by March 28, 2024 | \$837.66 |
|------------------------------|----------|

Amount not paid by due date may be assessed a late payment charge and an additional deposit.



Scan here to view
your account online.

One Less Worry :)

Go paperless and get
payment reminders
so you never lose
track of your bill.



TampaElectric.com/Paperless

Learn about your newly redesigned bill and get deeper insights about your usage by visiting TECOaccount.com



To ensure prompt credit, please return stub portion of this bill with your payment.

Account #: 211001800146

Due Date: March 28, 2024



Pay your bill online at TampaElectric.com

See reverse side of your paystub for more ways to pay.

Go Paperless, Go Green! Visit TampaElectric.com/Paperless to enroll now.

Amount Due: \$837.66

Payment Amount: \$ _____

626692829778

Your account will be
drafted on March 28, 2024

PARKWAY CENTER CDD
PARKWAY CENTER CDD
2005 PAN AM CIRCLE SUITE 300
TAMPA, FL 33607

Mail payment to:
TECO
P.O. BOX 31318
TAMPA, FL 33631-3318

Make check payable to: TECO

Please write your account number on the memo line of your check.

00000049-0000503-Page 7 of 18




Service For:
OAK CREEK PH 1C-1 RD
RIVERVIEW, FL 33569-0000

Account #: 211001800146
Statement Date: March 07, 2024
Charges Due: March 28, 2024

Service Period: Feb 02, 2024 - Mar 01, 2024

Rate Schedule: Lighting Service

Charge Details



Electric Charges

| Lighting Service Items LS-1 (Bright Choices) for 29 days | | | |
|--|-------------------------|--|----------|
| Lighting Energy Charge | 304 kWh @ \$0.03406/kWh | | \$10.35 |
| Fixture & Maintenance Charge | 19 Fixtures | | \$178.22 |
| Lighting Pole / Wire | 19 Poles | | \$624.53 |
| Lighting Fuel Charge | 304 kWh @ \$0.03806/kWh | | \$11.57 |
| Storm Protection Charge | 304 kWh @ \$0.03877/kWh | | \$11.79 |
| Clean Energy Transition Mechanism | 304 kWh @ \$0.00036/kWh | | \$0.11 |
| Storm Surcharge | 304 kWh @ \$0.00074/kWh | | \$0.22 |
| Florida Gross Receipt Tax | | | \$0.87 |
| Lighting Charges | | | \$837.66 |

Total Current Month's Charges \$837.66

Important Messages

Removing Your Envelope. We've noticed that you have been paying your bill electronically lately. To help cut down on clutter and waste, we are no longer including a remittance envelope with your bill. Should you want to mail in your payment, you can request a payment envelope by calling 813-223-0800 or simply use a regular envelope and address it to TECO P.O. Box 31318, Tampa, Florida 33631-3318.

00000049-0000503-Page 8 of 18

For more information about your bill and understanding your charges, please visit [TampaElectric.com](https://www.tampaelectric.com)

Ways To Pay Your Bill

- Bank Draft**
Visit TECOaccount.com for free recurring or one time payments via checking or savings account.
- In-Person**
Find list of Payment Agents at TampaElectric.com
- Mail A Check**
Payments:
TECO
P.O. Box 31318
Tampa, FL 33631-3318
Mail your payment in the enclosed envelope.
All Other Correspondences:
Tampa Electric
P.O. Box 111
Tampa, FL 33601-0111
- Credit or Debit Card**
Pay by credit Card using KUBRA EZ-Pay at TECOaccount.com. Convenience fee will be charged.
- Phone**
Toll Free: **866-689-6469**

Contact Us

- Online:**
TampaElectric.com
- Phone:**
Commercial Customer Care:
866-832-6249
Residential Customer Care:
813-223-0800 (Hillsborough)
863-299-0800 (Polk County)
888-223-0800 (All Other Counties)
- Hearing Impaired/TTY:**
7-1-1
Power Outage:
877-588-1010
Energy-Saving Programs:
813-275-3909

Please Note: If you choose to pay your bill at a location not listed on our website or provided by Tampa Electric, you are paying someone who is not authorized to act as a payment agent at Tampa Electric. You bear the risk that this unauthorized party will relay the payment to Tampa Electric and do so in a timely fashion. Tampa Electric is not responsible for payments made to unauthorized agents, including their failure to deliver or timely deliver the payment to us. Such failures may result in late payment charges to your account or service disconnection.



PARKWAY CENTER CDD
2005 PAN AM CIR, STE 300
TAMPA, FL 33607

Statement Date: February 21, 2024
Agenda Page 36

Amount Due: \$9,466.27

Due Date: March 06, 2024

Account #: 311000070319

REVISED INVOICE

DO NOT PAY. Your account will be drafted on March 06, 2024

Account Summary

| | |
|---|--------------------|
| Previous Amount Due | -\$19,878.31 |
| Payment(s) Received Since Last Statement | -\$392.22 |
| Credit Balance After Payments and Credits | -\$20,270.53 |
| Current Month's Charges | \$29,736.80 |

Amount Due by March 06, 2024 \$9,466.27

Amount not paid by due date may be assessed a late payment charge and an additional deposit.

Your Locations With The Highest Usage

5707 STILL WATER DR, #C, RIVERVIEW, FL 33569-0000 **1,116 KWH**

8421 CASTLE CREEK DR LITES, RIVERVIEW, FL 33578-0000 **984 KWH**



Scan here to interact with your bill online.

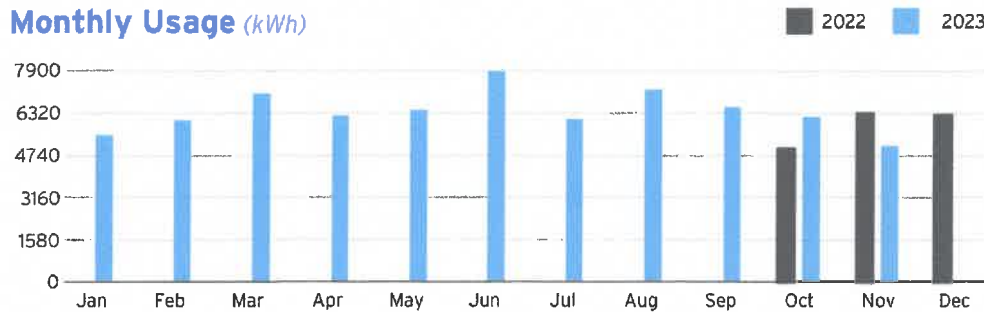


DOWNED IS DANGEROUS!

If you see a downed power line, move a safe distance away and call 911.

Visit [TampaElectric.com/Safety](https://www.tampaelectric.com/safety) for more safety tips.

Monthly Usage (kWh)



Learn about your newly redesigned bill and get deeper insights about your usage by visiting [TECOaccount.com](https://www.tecoaccount.com)

To ensure prompt credit, please return stub portion of this bill with your payment.



Account #: 311000070319

Due Date: March 06, 2024



Pay your bill online at TampaElectric.com

See reverse side of your paystub for more ways to pay.

Go Paperless, Go Green! Visit [TampaElectric.com/Paperless](https://www.tampaelectric.com/paperless) to enroll now.

Received

FEB 26

Amount Due: \$9,466.27

Payment Amount: \$ _____

700125003589

Your account will be drafted on March 06, 2024

PARKWAY CENTER CDD
2005 PAN AM CIR, STE 300
TAMPA, FL 33607

Mail payment to:
TECO
P.O. BOX 31318
TAMPA, FL 33631-3318

Make check payable to: TECO

Please write your account number on the memo line of your check.

Summary of Charges by Service Address

Account Number: 311000070319

Energy Usage From Last Month

▲ Increased = Same ▼ Decreased

Service Address: 8414 DEER CHASE DR, A, RIVERVIEW, FL 33578-8605

Sub-Account Number: 211001738486

| Meter | Read Date | Current | - | Previous | = | Total Used | Multiplier | Billing Period | Amount |
|------------|------------|---------|---|----------|---|------------|------------|----------------|---------|
| 1000323060 | 10/31/2023 | 21,700 | | 21,700 | | 0 kWh | 1 | 29 Days | \$71.54 |
| 1000323060 | 12/01/2023 | 21,700 | | 21,700 | | 0 kWh | 1 | 31 Days | |
| 1000323060 | 01/03/2024 | 21,700 | | 21,700 | | 0 kWh | 1 | 33 Days | |

Service Address: 8380 STILL RIVER DR, RIVERVIEW, FL 33569-0000

Sub-Account Number: 211001738759

| Meter | Read Date | Current | - | Previous | = | Total Used | Multiplier | Billing Period | Amount |
|------------|------------|---------|---|----------|---|------------|------------|----------------|----------|
| 1000326790 | 10/31/2023 | 33,945 | | 33,323 | | 622 kWh | 1 | 29 Days | \$367.34 |
| 1000326790 | 12/01/2023 | 34,634 | | 33,945 | | 689 kWh | 1 | 31 Days | ▼ 3.4% |
| 1000326790 | 01/03/2024 | 35,304 | | 34,634 | | 670 kWh | 1 | 33 Days | |

Service Address: 8421 CASTLE CREEK DR LITES, RIVERVIEW, FL 33578-0000

Sub-Account Number: 211001739070

| Meter | Read Date | Current | - | Previous | = | Total Used | Multiplier | Billing Period | Amount |
|------------|------------|---------|---|----------|---|------------|------------|----------------|----------|
| 1000325661 | 10/31/2023 | 6,922 | | 5,938 | | 984 kWh | 1 | 29 Days | \$941.81 |
| 1000325661 | 12/01/2023 | 9,216 | | 6,922 | | 2,294 kWh | 1 | 31 Days | ▼ 38.6% |
| 1000325661 | 01/03/2024 | 11,838 | | 9,216 | | 2,622 kWh | 1 | 33 Days | |

Continued on next page →

For more information about your bill and understanding your charges, please visit [TampaElectric.com](https://www.tampaelectric.com)

Ways To Pay Your Bill



Bank Draft

Visit TECOaccount.com for free recurring or one time payments via checking or savings account.



In-Person

Find list of Payment Agents at TampaElectric.com



Mail A Check

Payments:
TECO
P.O. Box 31318
Tampa, FL 33631-3318
Mail your payment in the enclosed envelope.



Credit or Debit Card

Pay by credit Card using KUBRA EZ-Pay at TECOaccount.com. Convenience fee will be charged.



Phone

Toll Free:
866-689-6469

All Other Correspondences:
Tampa Electric
P.O. Box 111
Tampa, FL 33601-0111

Contact Us

Online:

[TampaElectric.com](https://www.tampaelectric.com)

Phone:

Commercial Customer Care:

866-832-6249

Residential Customer Care:

813-223-0800 (Hillsborough)

863-299-0800 (Polk County)

888-223-0800 (All Other Counties)

Hearing Impaired/TTY:

7-1-1

Power Outage:

877-588-1010

Energy-Saving Programs:

813-275-3909

Please Note: If you choose to pay your bill at a location not listed on our website or provided by Tampa Electric, you are paying someone who is not authorized to act as a payment agent at Tampa Electric. You bear the risk that this unauthorized party will relay the payment to Tampa Electric and do so in a timely fashion. Tampa Electric is not responsible for payments made to unauthorized agents, including their failure to deliver or timely deliver the payment to us. Such failures may result in late payment charges to your account or service disconnection.

Summary of Charges by Service Address

Account Number: 311000070319

Energy Usage From Last Month

☒ Increased
 ☐ Same
 ☒ Decreased

Service Address: 8405 CASTLE CREEK DR SIGN, RIVERVIEW, FL 33578-0000

Sub-Account Number: 211001739302

| Meter | Read Date | Current | - | Previous | = | Total Used | Multiplier | Billing Period | Amount |
|------------|------------|---------|---|----------|---|------------|------------|----------------|----------|
| 1000705281 | 10/31/2023 | 15,013 | | 14,717 | | 296 kWh | 1 | 29 Days | \$226.60 |
| 1000705281 | 12/01/2023 | 15,345 | | 15,013 | | 332 kWh | 1 | 31 Days | ▼ 5.4% |
| 1000705281 | 01/03/2024 | 15,763 | | 15,345 | | 418 kWh | 1 | 33 Days | |

Service Address: FALKENBURG/WOOLLEY, RIVERVIEW, FL 33578-0000

Sub-Account Number: 211001739567

Amount: \$13,702.96

Service Address: OAK CRK PH2, RIVERVIEW, FL 33578-0000

Sub-Account Number: 211001739864

Amount: \$3,652.80

Service Address: OAK CREEK PARCEL 1B, RIVERVIEW, FL 33569-0000

Sub-Account Number: 211001800955

Amount: \$2,585.30

Service Address: OAK CREEK 1A, TAMPA, FL 33602-0000

Sub-Account Number: 211015022604

Amount: \$2,918.88

Service Address: 5707 STILL WATER DR, #B, RIVERVIEW, FL 33569-0000

Sub-Account Number: 211014450103

| Meter | Read Date | Current | - | Previous | = | Total Used | Multiplier | Billing Period | Amount |
|------------|------------|---------|---|----------|---|------------|------------|----------------|----------|
| 1000538189 | 10/31/2023 | 36,666 | | 35,752 | | 914 kWh | 1 | 29 Days | \$484.67 |
| 1000538189 | 12/01/2023 | 37,682 | | 36,666 | | 1,016 kWh | 1 | 31 Days | ▼ 22.2% |
| 1000538189 | 01/03/2024 | 38,507 | | 37,682 | | 825 kWh | 1 | 33 Days | |

Service Address: 5707 STILL WATER DR, #C, RIVERVIEW, FL 33569-0000

Sub-Account Number: 211014450376

| Meter | Read Date | Current | - | Previous | = | Total Used | Multiplier | Billing Period | Amount |
|------------|------------|---------|---|----------|---|------------|------------|----------------|----------|
| 1000492499 | 10/31/2023 | 32,748 | | 31,632 | | 1,116 kWh | 1 | 29 Days | \$580.40 |
| 1000492499 | 12/01/2023 | 34,092 | | 32,748 | | 1,344 kWh | 1 | 31 Days | ▼ 0.4% |
| 1000492499 | 01/03/2024 | 35,015 | | 34,092 | | 923 kWh | 1 | 33 Days | |

Continued on next page →

Summary of Charges by Service Address

Account Number: 311000070319

Energy Usage From Last Month

☒ Increased
 ☐ Same
 ☐ Decreased

Service Address: 5707 STILL WATER DR, #D, RIVERVIEW, FL 33569-0000

Sub-Account Number: 211014450640

| Meter | Read Date | Current | - | Previous | = | Total Used | Multiplier | Billing Period | Amount |
|------------|------------|---------|---|----------|---|------------|------------|----------------|--------------------|
| 1000492524 | 10/31/2023 | 24,539 | | 23,937 | | 602 kWh | 1 | 29 Days | \$374.07 |
| 1000492524 | 12/01/2023 | 25,272 | | 24,539 | | 733 kWh | 1 | 31 Days | <div>▼ 13.1%</div> |
| 1000492524 | 01/03/2024 | 25,964 | | 25,272 | | 692 kWh | 1 | 33 Days | |

Service Address: 5707 STILL RIVER DR, #A, RIVERVIEW, FL 33569-0000

Sub-Account Number: 211014450897

| Meter | Read Date | Current | - | Previous | = | Total Used | Multiplier | Billing Period | Amount |
|------------|------------|---------|---|----------|---|------------|------------|----------------|-------------------|
| 1000536130 | 10/31/2023 | 10,106 | | 9,885 | | 221 kWh | 1 | 29 Days | \$218.08 |
| 1000536130 | 12/01/2023 | 10,434 | | 10,106 | | 328 kWh | 1 | 31 Days | <div>▼ 5.2%</div> |
| 1000536130 | 01/03/2024 | 10,879 | | 10,434 | | 445 kWh | 1 | 33 Days | |

Service Address: 7330 FALKENBURG RD ENT, RIVERVIEW, FL 33578-0000

Sub-Account Number: 211014451127

| Meter | Read Date | Current | - | Previous | = | Total Used | Multiplier | Billing Period | Amount |
|------------|------------|---------|---|----------|---|------------|------------|----------------|--------------------|
| 1000323057 | 10/31/2023 | 28,018 | | 27,654 | | 364 kWh | 1 | 29 Days | \$242.21 |
| 1000323057 | 12/01/2023 | 28,412 | | 28,018 | | 394 kWh | 1 | 31 Days | <div>▼ 12.7%</div> |
| 1000323057 | 01/03/2024 | 28,797 | | 28,412 | | 385 kWh | 1 | 33 Days | |

Service Address: OAK CREEK SF, PH 2B4, TAMPA, FL 33602-0000

Sub-Account Number: 211014451317

Amount: \$750.56

Service Address: OAK CREEK SF PH2B 2/3, LUTZ, FL 33549-0000

Sub-Account Number: 211014451523

Amount: \$1,452.05

Service Address: OAK CREEK SF, PH HH, RIVERVIEW, FL 33569-0000

Sub-Account Number: 211014451713

Amount: \$1,167.53

Total Current Month's Charges

\$29,736.80

Sub-Account #: 211001738486

Statement Date: 02/21/2024



Service Address: 8414 DEER CHASE DR, A, RIVERVIEW, FL 33578-8605

Meter Read


Meter Location: # A Pmp

Service Period: 10/03/2023 - 10/31/2023

Rate Schedule: General Service - Non Demand

| Meter Number | Read Date | Current Reading | - | Previous Reading | = | Total Used | Multiplier | Billing Period |
|--------------|------------|-----------------|---|------------------|---|------------|------------|----------------|
| 1000323060 | 10/31/2023 | 21,700 | | 21,700 | | 0 kWh | 1 | 29 Days |

Charge Details

| | | |
|---|---------------------|----------------|
|  Electric Charges | | |
| Daily Basic Service Charge | 29 days @ \$0.75000 | \$21.75 |
| Florida Gross Receipt Tax | | \$0.56 |
| Electric Service Cost | | \$22.31 |

Billing information continues on next page →

Avg kWh Used Per Day





Sub-Account #: 211001738486
Statement Date: 02/21/2024

Service Address: 8414 DEER CHASE DR, A, RIVERVIEW, FL 33578-8605

Meter Read

Meter Location: # A Pmp
Service Period: 11/01/2023 - 12/01/2023

| Meter Number | Read Date | Current Reading | - | Previous Reading | = | Total Used | Multiplier | Billing Period |
|--------------|------------|-----------------|---|------------------|---|------------|------------|----------------|
| 1000323060 | 12/01/2023 | 21,700 | | 21,700 | | 0 kWh | 1 | 31 Days |

Charge Details

| | | | |
|---|---------------------|---------|--|
| <div><div></div><div>Electric Charges</div></div> | | | |
| Daily Basic Service Charge | 31 days @ \$0.75000 | \$23.25 | |
| Florida Gross Receipt Tax | | \$0.60 | |
| Electric Service Cost | | \$23.85 | |

Billing information continues on next page →



Sub-Account #: 211001738486

Statement Date: 02/21/2024

Service Address: 8414 DEER CHASE DR, A, RIVERVIEW, FL 33578-8605

Meter Read

Meter Location: # A Pmp
Service Period: 12/02/2023 - 01/03/2024

| Meter Number | Read Date | Current Reading | - | Previous Reading | = | Total Used | Multiplier | Billing Period |
|--------------|------------|-----------------|---|------------------|---|------------|------------|----------------|
| 1000323060 | 01/03/2024 | 21,700 | | 21,700 | | 0 kWh | 1 | 33 Days |

Charge Details

| | | |
|---|---------------------|----------------|
|  Electric Charges | | |
| Daily Basic Service Charge | 33 days @ \$0.75000 | \$24.75 |
| Florida Gross Receipt Tax | | \$0.63 |
| Electric Service Cost | | \$25.38 |

| | |
|----------------------------------|---------|
| Current Month's Electric Charges | \$71.54 |
|----------------------------------|---------|

Billing information continues on next page →

00000003-0000071-Page 9 of 54



Sub-Account #: 211001738759
 Statement Date: 02/21/2024

Service Address: 8380 STILL RIVER DR, RIVERVIEW, FL 33569-0000

Meter Read

Service Period: 10/03/2023 - 10/31/2023

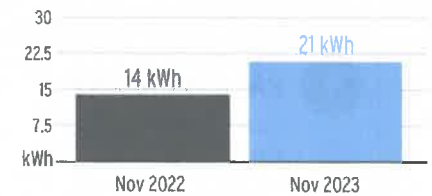
Rate Schedule: General Service - Non Demand

| Meter Number | Read Date | Current Reading | - | Previous Reading | = | Total Used | Multiplier | Billing Period |
|--------------|------------|-----------------|---|------------------|---|------------|------------|----------------|
| 1000326790 | 10/31/2023 | 33,945 | | 33,323 | | 622 kWh | 1 | 29 Days |

Charge Details

| | | | |
|-----------------------------------|-------------------------|--|-----------------|
| Electric Charges | | | |
| Daily Basic Service Charge | 29 days @ \$0.75000 | | \$21.75 |
| Energy Charge | 622 kWh @ \$0.07990/kWh | | \$49.70 |
| Fuel Charge | 622 kWh @ \$0.05239/kWh | | \$32.59 |
| Storm Protection Charge | 622 kWh @ \$0.00400/kWh | | \$2.49 |
| Clean Energy Transition Mechanism | 622 kWh @ \$0.00427/kWh | | \$2.66 |
| Storm Surcharge | 622 kWh @ \$0.01061/kWh | | \$6.60 |
| Florida Gross Receipt Tax | | | \$2.97 |
| Electric Service Cost | | | \$118.76 |

Avg kWh Used Per Day



Billing information continues on next page →



Sub-Account #: 211001738759

Statement Date: 02/21/2024

Service Address: 8380 STILL RIVER DR, RIVERVIEW, FL 33569-0000


Meter Read



Service Period: 11/01/2023 - 12/01/2023

| Meter Number | Read Date | Current Reading | Previous Reading | = | Total Used | Multiplier | Billing Period |
|--------------|------------|-----------------|------------------|---|------------|------------|----------------|
| 1000326790 | 12/01/2023 | 34,634 | 33,945 | | 689 kWh | 1 | 31 Days |

Charge Details

| | | | |
|---|-------------------------|-----------------|--|
|  | Electric Charges | | |
| Daily Basic Service Charge | 31 days @ \$0.75000 | \$23.25 | |
| Energy Charge | 689 kWh @ \$0.07990/kWh | \$55.05 | |
| Fuel Charge | 689 kWh @ \$0.05239/kWh | \$36.10 | |
| Storm Protection Charge | 689 kWh @ \$0.00400/kWh | \$2.76 | |
| Clean Energy Transition Mechanism | 689 kWh @ \$0.00427/kWh | \$2.94 | |
| Storm Surcharge | 689 kWh @ \$0.01061/kWh | \$7.31 | |
| Florida Gross Receipt Tax | | \$3.27 | |
| Electric Service Cost | | \$130.68 | |

Billing information continues on next page →



Sub-Account #: 211001738759
Statement Date: 02/21/2024

Service Address: 8380 STILL RIVER DR, RIVERVIEW, FL 33569-0000

Meter Read

Service Period: 12/02/2023 - 01/03/2024

| Meter Number | Read Date | Current Reading | - | Previous Reading | = | Total Used | Multiplier | Billing Period |
|--------------|------------|-----------------|---|------------------|---|------------|------------|----------------|
| 1000326790 | 01/03/2024 | 35,304 | | 34,634 | | 670 kWh | 1 | 33 Days |

Charge Details

| | | | |
|--|-----------------------------------|-------------------------|-----------------|
| | Electric Charges | | |
| | Daily Basic Service Charge | 33 days @ \$0.75000 | \$24.75 |
| | Energy Charge | 670 kWh @ \$0.08192/kWh | \$54.89 |
| | Fuel Charge | 670 kWh @ \$0.03843/kWh | \$25.75 |
| | Storm Protection Charge | 670 kWh @ \$0.00775/kWh | \$5.19 |
| | Clean Energy Transition Mechanism | 670 kWh @ \$0.00427/kWh | \$2.86 |
| | Storm Surcharge | 670 kWh @ \$0.00225/kWh | \$1.51 |
| | Florida Gross Receipt Tax | | \$2.95 |
| | Electric Service Cost | | \$117.90 |

Current Month's Electric Charges

\$367.34

Billing information continues on next page →



Sub-Account #: 211001739070

Statement Date: 02/21/2024


Service Address: 8421 CASTLE CREEK DR LITES, RIVERVIEW, FL 33578-0000

Meter Read

Service Period: 10/03/2023 - 10/31/2023 Rate Schedule: General Service - Non Demand

| Meter Number | Read Date | Current Reading | - | Previous Reading | = | Total Used | Multiplier | Billing Period |
|--------------|------------|-----------------|---|------------------|---|------------|------------|----------------|
| 1000325661 | 10/31/2023 | 6,922 | | 5,938 | | 984 kWh | 1 | 29 Days |

Charge Details

| | | |
|---|-------------------------|-----------------|
|  Electric Charges | | |
| Daily Basic Service Charge | 29 days @ \$0.75000 | \$21.75 |
| Energy Charge | 984 kWh @ \$0.07990/kWh | \$78.62 |
| Fuel Charge | 984 kWh @ \$0.05239/kWh | \$51.55 |
| Storm Protection Charge | 984 kWh @ \$0.00400/kWh | \$3.94 |
| Clean Energy Transition Mechanism | 984 kWh @ \$0.00427/kWh | \$4.20 |
| Storm Surcharge | 984 kWh @ \$0.01061/kWh | \$10.44 |
| Florida Gross Receipt Tax | | \$4.37 |
| Electric Service Cost | | \$174.87 |

Avg kWh Used Per Day



Billing information continues on next page →



Sub-Account #: 211001739070

Statement Date: 02/21/2024

Service Address: 8421 CASTLE CREEK DR LITES, RIVERVIEW, FL 33578-0000

Meter Read

Service Period: 11/01/2023 - 12/01/2023

| Meter Number | Read Date | Current Reading | - | Previous Reading | = | Total Used | Multiplier | Billing Period |
|--------------|------------|-----------------|---|------------------|---|------------|------------|----------------|
| 1000325661 | 12/01/2023 | 9,216 | | 6,922 | | 2,294 kWh | 1 | 31 Days |

Charge Details

| | | | |
|--|---------------------------|-----------------|--|
| <div> <div></div> <div>Electric Charges</div> </div> | | | |
| Daily Basic Service Charge | 31 days @ \$0.75000 | \$23.25 | |
| Energy Charge | 2,294 kWh @ \$0.07990/kWh | \$183.29 | |
| Fuel Charge | 2,294 kWh @ \$0.05239/kWh | \$120.18 | |
| Storm Protection Charge | 2,294 kWh @ \$0.00400/kWh | \$9.18 | |
| Clean Energy Transition Mechanism | 2,294 kWh @ \$0.00427/kWh | \$9.80 | |
| Storm Surcharge | 2,294 kWh @ \$0.01061/kWh | \$24.34 | |
| Florida Gross Receipt Tax | | \$9.49 | |
| Electric Service Cost | | \$379.53 | |

Billing information continues on next page →



Sub-Account #: 211001739070
 Statement Date: 02/21/2024

Service Address: 8421 CASTLE CREEK DR LITES, RIVERVIEW, FL 33578-0000

Meter Read



Service Period: 12/02/2023 - 01/03/2024

| Meter Number | Read Date | Current Reading | Previous Reading | Total Used | Multiplier | Billing Period |
|--------------|------------|-----------------|------------------|------------|------------|----------------|
| 1000325661 | 01/03/2024 | 11,838 | 9,216 | 2,622 kWh | 1 | 33 Days |

Charge Details

00000003-0000074-Page 15 of 54

| | | | |
|-----------------------------------|---------------------------|-----------------|--|
| | Electric Charges | | |
| Daily Basic Service Charge | 33 days @ \$0.75000 | \$24.75 | |
| Energy Charge | 2,622 kWh @ \$0.08192/kWh | \$214.79 | |
| Fuel Charge | 2,622 kWh @ \$0.03843/kWh | \$100.76 | |
| Storm Protection Charge | 2,622 kWh @ \$0.00775/kWh | \$20.32 | |
| Clean Energy Transition Mechanism | 2,622 kWh @ \$0.00427/kWh | \$11.20 | |
| Storm Surcharge | 2,622 kWh @ \$0.00225/kWh | \$5.90 | |
| Florida Gross Receipt Tax | | \$9.69 | |
| Electric Service Cost | | \$387.41 | |

Current Month's Electric Charges \$941.81

Billing information continues on next page →



Sub-Account #: 211001739302
Statement Date: 02/21/2024

Service Address: 8405 CASTLE CREEK DR SIGN, RIVERVIEW, FL 33578-0000

Meter Read

Service Period: 10/03/2023 - 10/31/2023

Rate Schedule: General Service - Non Demand

| Meter Number | Read Date | Current Reading | - | Previous Reading | = | Total Used | Multiplier | Billing Period |
|--------------|------------|-----------------|---|------------------|---|------------|------------|----------------|
| 1000705281 | 10/31/2023 | 15,013 | | 14,717 | | 296 kWh | 1 | 29 Days |

Charge Details

Avg kWh Used Per Day



Electric Charges

| | | |
|-----------------------------------|-------------------------|----------------|
| Daily Basic Service Charge | 29 days @ \$0.75000 | \$21.75 |
| Energy Charge | 296 kWh @ \$0.07990/kWh | \$23.65 |
| Fuel Charge | 296 kWh @ \$0.05239/kWh | \$15.51 |
| Storm Protection Charge | 296 kWh @ \$0.00400/kWh | \$1.18 |
| Clean Energy Transition Mechanism | 296 kWh @ \$0.00427/kWh | \$1.26 |
| Storm Surcharge | 296 kWh @ \$0.01061/kWh | \$3.14 |
| Florida Gross Receipt Tax | | \$1.70 |
| Electric Service Cost | | \$68.19 |

Billing information continues on next page →



Sub-Account #: 211001739302
 Statement Date: 02/21/2024

Service Address: 8405 CASTLE CREEK DR SIGN, RIVERVIEW, FL 33578-0000

Meter Read

Service Period: 11/01/2023 - 12/01/2023

| Meter Number | Read Date | Current Reading | Previous Reading | = | Total Used | Multiplier | Billing Period |
|--------------|------------|-----------------|------------------|---|------------|------------|----------------|
| 1000705281 | 12/01/2023 | 15,345 | 15,013 | | 332 kWh | 1 | 31 Days |

Charge Details

| Electric Charges | | |
|-----------------------------------|-------------------------|----------------|
| Daily Basic Service Charge | 31 days @ \$0.75000 | \$23.25 |
| Energy Charge | 332 kWh @ \$0.07990/kWh | \$26.53 |
| Fuel Charge | 332 kWh @ \$0.05239/kWh | \$17.39 |
| Storm Protection Charge | 332 kWh @ \$0.00400/kWh | \$1.33 |
| Clean Energy Transition Mechanism | 332 kWh @ \$0.00427/kWh | \$1.42 |
| Storm Surcharge | 332 kWh @ \$0.01061/kWh | \$3.52 |
| Florida Gross Receipt Tax | | \$1.88 |
| Electric Service Cost | | \$75.32 |

Billing information continues on next page →



Sub-Account #: 211001739302

Statement Date: 02/21/2024

Service Address: 8405 CASTLE CREEK DR SIGN, RIVERVIEW, FL 33578-0000

Meter Read

Service Period: 12/02/2023 - 01/03/2024

| Meter Number | Read Date | Current Reading | - | Previous Reading | = | Total Used | Multiplier | Billing Period |
|--------------|------------|-----------------|---|------------------|---|------------|------------|----------------|
| 1000705281 | 01/03/2024 | 15,763 | | 15,345 | | 418 kWh | 1 | 33 Days |

Charge Details

| | | | |
|--------------------------------------|-------------------------|--|----------------|
| <div>⚡ Electric Charges</div> | | | |
| Daily Basic Service Charge | 33 days @ \$0.75000 | | \$24.75 |
| Energy Charge | 418 kWh @ \$0.08192/kWh | | \$34.24 |
| Fuel Charge | 418 kWh @ \$0.03843/kWh | | \$16.06 |
| Storm Protection Charge | 418 kWh @ \$0.00775/kWh | | \$3.24 |
| Clean Energy Transition Mechanism | 418 kWh @ \$0.00427/kWh | | \$1.78 |
| Storm Surcharge | 418 kWh @ \$0.00225/kWh | | \$0.94 |
| Florida Gross Receipt Tax | | | \$2.08 |
| Electric Service Cost | | | \$83.09 |

Current Month's Electric Charges

\$226.60

Billing information continues on next page →



Sub-Account #: 211001739567

Statement Date: 02/21/2024

Service Address: FALKENBURG/WOOLLEY, RIVERVIEW, FL 33578-0000

Service Period: 10/03/2023 - 10/31/2023

Rate Schedule: Lighting Service

Charge Details



Electric Charges

Lighting Service Items LS-1 (Bright Choices) for 29 days

| | | |
|-----------------------------------|--------------------------|-----------|
| Lighting Energy Charge | 5878 kWh @ \$0.03511/kWh | \$206.38 |
| Fixture & Maintenance Charge | 71 Fixtures | \$1607.36 |
| Lighting Pole / Wire | 71 Poles | \$2288.33 |
| Lighting Fuel Charge | 5878 kWh @ \$0.05169/kWh | \$303.83 |
| Storm Protection Charge | 5878 kWh @ \$0.01466/kWh | \$86.17 |
| Clean Energy Transition Mechanism | 5878 kWh @ \$0.00036/kWh | \$2.12 |
| Storm Surcharge | 5878 kWh @ \$0.00326/kWh | \$19.16 |
| Florida Gross Receipt Tax | | \$15.84 |

Lighting Charges

\$4,529.19

Billing information continues on next page →



Sub-Account #: 211001739567

Statement Date: 02/21/2024

Service Address: FALKENBURG/WOOLLEY, RIVERVIEW, FL 33578-0000

Service Period: 11/01/2023 - 12/01/2023

Charge Details

| | | |
|--|--------------------------|------------|
| <div><div></div><div>Electric Charges</div></div> | | |
| Lighting Service Items LS-1 (Bright Choices) for 31 days | | |
| Lighting Energy Charge | 5878 kWh @ \$0.03511/kWh | \$206.38 |
| Fixture & Maintenance Charge | 71 Fixtures | \$1607.36 |
| Lighting Pole / Wire | 71 Poles | \$2288.33 |
| Lighting Fuel Charge | 5878 kWh @ \$0.05169/kWh | \$303.83 |
| Storm Protection Charge | 5878 kWh @ \$0.01466/kWh | \$86.17 |
| Clean Energy Transition Mechanism | 5878 kWh @ \$0.00036/kWh | \$2.12 |
| Storm Surcharge | 5878 kWh @ \$0.00326/kWh | \$19.16 |
| Florida Gross Receipt Tax | | \$15.84 |
| Lighting Charges | | \$4,529.19 |

Billing information continues on next page →



Sub-Account #: 211001739567

Statement Date: 02/21/2024

Service Address: FALKENBURG/WOOLLEY, RIVERVIEW, FL 33578-0000

Service Period: 12/02/2023 - 01/03/2024

Charge Details



Electric Charges

Lighting Service Items LS-1 (Bright Choices) for 33 days

| | | |
|-----------------------------------|--------------------------|-----------|
| Lighting Energy Charge | 5878 kWh @ \$0.03406/kWh | \$200.20 |
| Fixture & Maintenance Charge | 71 Fixtures | \$1635.65 |
| Lighting Pole / Wire | 71 Poles | \$2333.77 |
| Lighting Fuel Charge | 5878 kWh @ \$0.03806/kWh | \$223.72 |
| Storm Protection Charge | 5878 kWh @ \$0.03877/kWh | \$227.89 |
| Clean Energy Transition Mechanism | 5878 kWh @ \$0.00036/kWh | \$2.12 |
| Storm Surcharge | 5878 kWh @ \$0.00074/kWh | \$4.35 |
| Florida Gross Receipt Tax | | \$16.88 |

Lighting Charges

\$4,644.58

Current Month's Electric Charges

\$13,702.96

Billing information continues on next page →



Sub-Account #: 211001739864
 Statement Date: 02/21/2024

Service Address: OAK CRK PH2, RIVERVIEW, FL 33578-0000

Service Period: 10/03/2023 -10/31/2023

Rate Schedule: Lighting Service

Charge Details



Electric Charges

Lighting Service Items LS-1 (Bright Choices) for 29 days

| | | |
|-----------------------------------|-------------------------|----------|
| Lighting Energy Charge | 448 kWh @ \$0.03511/kWh | \$15.73 |
| Fixture & Maintenance Charge | 28 Fixtures | \$258.44 |
| Lighting Pole / Wire | 28 Poles | \$902.44 |
| Lighting Fuel Charge | 448 kWh @ \$0.05169/kWh | \$23.16 |
| Storm Protection Charge | 448 kWh @ \$0.01466/kWh | \$6.57 |
| Clean Energy Transition Mechanism | 448 kWh @ \$0.00036/kWh | \$0.16 |
| Storm Surcharge | 448 kWh @ \$0.00326/kWh | \$1.46 |
| Florida Gross Receipt Tax | | \$1.21 |

Lighting Charges **\$1,209.17**

Billing information continues on next page →

Sub-Account #: 211001739864

Statement Date: 02/21/2024



Service Address: OAK CRK PH2, RIVERVIEW, FL 33578-0000

Service Period: 11/01/2023 - 12/01/2023

Charge Details



Electric Charges

Lighting Service Items LS-1 (Bright Choices) for 31 days

| | | |
|-----------------------------------|-------------------------|----------|
| Lighting Energy Charge | 448 kWh @ \$0.03511/kWh | \$15.73 |
| Fixture & Maintenance Charge | 28 Fixtures | \$258.44 |
| Lighting Pole / Wire | 28 Poles | \$902.44 |
| Lighting Fuel Charge | 448 kWh @ \$0.05169/kWh | \$23.16 |
| Storm Protection Charge | 448 kWh @ \$0.01466/kWh | \$6.57 |
| Clean Energy Transition Mechanism | 448 kWh @ \$0.00036/kWh | \$0.16 |
| Storm Surcharge | 448 kWh @ \$0.00326/kWh | \$1.46 |
| Florida Gross Receipt Tax | | \$1.21 |

| | |
|------------------|------------|
| Lighting Charges | \$1,209.17 |
|------------------|------------|

Billing information continues on next page →



Sub-Account #: 211001739864
Statement Date: 02/21/2024

Service Address: OAK CRK PH2, RIVERVIEW, FL 33578-0000

Service Period: 12/02/2023 - 01/03/2024

Charge Details

⚡

Electric Charges

| Lighting Service Items LS-1 (Bright Choices) for 33 days | | |
|--|-------------------------|------------|
| Lighting Energy Charge | 448 kWh @ \$0.03406/kWh | \$15.26 |
| Fixture & Maintenance Charge | 28 Fixtures | \$262.64 |
| Lighting Pole / Wire | 28 Poles | \$920.36 |
| Lighting Fuel Charge | 448 kWh @ \$0.03806/kWh | \$17.05 |
| Storm Protection Charge | 448 kWh @ \$0.03877/kWh | \$17.37 |
| Clean Energy Transition Mechanism | 448 kWh @ \$0.00036/kWh | \$0.16 |
| Storm Surcharge | 448 kWh @ \$0.00074/kWh | \$0.33 |
| Florida Gross Receipt Tax | | \$1.29 |
| Lighting Charges | | \$1,234.46 |

Current Month's Electric Charges

\$3,652.80

Billing information continues on next page →



Sub-Account #: 211001800955

Statement Date: 02/21/2024

Service Address: OAK CREEK PARCEL 1B, RIVERVIEW, FL 33569-0000

Service Period: 10/21/2023 - 11/20/2023

Rate Schedule: Lighting Service

Charge Details



| | | |
|--|-------------------------|----------|
| <div><div></div><div>Electric Charges</div></div> | | |
| Lighting Service Items LS-1 (Bright Choices) for 31 days | | |
| Lighting Energy Charge | 496 kWh @ \$0.03511/kWh | \$17.41 |
| Fixture & Maintenance Charge | 31 Fixtures | \$286.13 |
| Lighting Pole / Wire | 31 Poles | \$516.15 |
| Lighting Fuel Charge | 496 kWh @ \$0.05169/kWh | \$25.64 |
| Storm Protection Charge | 496 kWh @ \$0.01466/kWh | \$7.27 |
| Clean Energy Transition Mechanism | 496 kWh @ \$0.00036/kWh | \$0.18 |
| Storm Surcharge | 496 kWh @ \$0.00326/kWh | \$1.62 |
| Florida Gross Receipt Tax | | \$1.34 |
| Lighting Charges | | \$855.74 |

Billing information continues on next page →



Sub-Account #: 211001800955
 Statement Date: 02/21/2024

Service Address: OAK CREEK PARCEL 1B, RIVERVIEW, FL 33569-0000

Service Period: 11/21/2023 - 12/20/2023

Charge Details



Electric Charges

Lighting Service Items LS-1 (Bright Choices) for 30 days

| | | |
|-----------------------------------|-------------------------|----------|
| Lighting Energy Charge | 496 kWh @ \$0.03511/kWh | \$17.41 |
| Fixture & Maintenance Charge | 31 Fixtures | \$286.13 |
| Lighting Pole / Wire | 31 Poles | \$516.15 |
| Lighting Fuel Charge | 496 kWh @ \$0.05169/kWh | \$25.64 |
| Storm Protection Charge | 496 kWh @ \$0.01466/kWh | \$7.27 |
| Clean Energy Transition Mechanism | 496 kWh @ \$0.00036/kWh | \$0.18 |
| Storm Surcharge | 496 kWh @ \$0.00326/kWh | \$1.62 |
| Florida Gross Receipt Tax | | \$1.34 |

Lighting Charges **\$855.74**

Billing information continues on next page →

Sub-Account #: 211001800955
 Statement Date: 02/21/2024



Service Address: OAK CREEK PARCEL 1B, RIVERVIEW, FL 33569-0000

Service Period: 12/21/2023 - 01/23/2024



Charge Details



Electric Charges

Lighting Service Items LS-1 (Bright Choices) for 34 days

| | | |
|-----------------------------------|-------------------------|----------|
| Lighting Energy Charge | 496 kWh @ \$0.03406/kWh | \$16.89 |
| Fixture & Maintenance Charge | 31 Fixtures | \$290.78 |
| Lighting Pole / Wire | 31 Poles | \$526.07 |
| Lighting Fuel Charge | 496 kWh @ \$0.03806/kWh | \$18.88 |
| Storm Protection Charge | 496 kWh @ \$0.03877/kWh | \$19.23 |
| Clean Energy Transition Mechanism | 496 kWh @ \$0.00036/kWh | \$0.18 |
| Storm Surcharge | 496 kWh @ \$0.00074/kWh | \$0.37 |
| Florida Gross Receipt Tax | | \$1.42 |

Lighting Charges

\$873.82

Current Month's Electric Charges

\$2,585.30

Billing information continues on next page →



Sub-Account #: 211015022604
Statement Date: 02/21/2024

Service Address: OAK CREEK 1A, TAMPA, FL 33602-0000

Service Period: 10/21/2023 - 11/20/2023

Rate Schedule: Lighting Service

Charge Details

| | | |
|--|-------------------------|----------|
| <div><div></div><div>Electric Charges</div></div> | | |
| Lighting Service Items LS-1 (Bright Choices) for 31 days | | |
| Lighting Energy Charge | 560 kWh @ \$0.03511/kWh | \$19.66 |
| Fixture & Maintenance Charge | 35 Fixtures | \$323.05 |
| Lighting Pole / Wire | 35 Poles | \$582.75 |
| Lighting Fuel Charge | 560 kWh @ \$0.05169/kWh | \$28.95 |
| Storm Protection Charge | 560 kWh @ \$0.01466/kWh | \$8.21 |
| Clean Energy Transition Mechanism | 560 kWh @ \$0.00036/kWh | \$0.20 |
| Storm Surcharge | 560 kWh @ \$0.00326/kWh | \$1.83 |
| Florida Gross Receipt Tax | | \$1.51 |
| Lighting Charges | | \$966.16 |

Billing information continues on next page →



Sub-Account #: 211015022604
 Statement Date: 02/21/2024

Service Address: OAK CREEK 1A, TAMPA, FL 33602-0000

Service Period: 11/21/2023 - 12/20/2023

Charge Details



Electric Charges

Lighting Service Items LS-1 (Bright Choices) for 30 days

| | | |
|-----------------------------------|-------------------------|----------|
| Lighting Energy Charge | 560 kWh @ \$0.03511/kWh | \$19.66 |
| Fixture & Maintenance Charge | 35 Fixtures | \$323.05 |
| Lighting Pole / Wire | 35 Poles | \$582.75 |
| Lighting Fuel Charge | 560 kWh @ \$0.05169/kWh | \$28.95 |
| Storm Protection Charge | 560 kWh @ \$0.01466/kWh | \$8.21 |
| Clean Energy Transition Mechanism | 560 kWh @ \$0.00036/kWh | \$0.20 |
| Storm Surcharge | 560 kWh @ \$0.00326/kWh | \$1.83 |
| Florida Gross Receipt Tax | | \$1.51 |

Lighting Charges

\$966.16

Billing information continues on next page →

Service Address: OAK CREEK 1A, TAMPA, FL 33602-0000

Service Period: 12/21/2023 - 01/23/2024

Charge Details



Electric Charges

Lighting Service Items LS-1 (Bright Choices) for 34 days

| | | |
|-----------------------------------|-------------------------|----------|
| Lighting Energy Charge | 560 kWh @ \$0.03406/kWh | \$19.07 |
| Fixture & Maintenance Charge | 35 Fixtures | \$328.30 |
| Lighting Pole / Wire | 35 Poles | \$593.95 |
| Lighting Fuel Charge | 560 kWh @ \$0.03806/kWh | \$21.31 |
| Storm Protection Charge | 560 kWh @ \$0.03877/kWh | \$21.71 |
| Clean Energy Transition Mechanism | 560 kWh @ \$0.00036/kWh | \$0.20 |
| Storm Surcharge | 560 kWh @ \$0.00074/kWh | \$0.41 |
| Florida Gross Receipt Tax | | \$1.61 |

Lighting Charges **\$986.56**

Current Month's Electric Charges **\$2,918.88**

Billing information continues on next page →

Sub-Account #: 211014450103
Statement Date: 02/21/2024




Service Address: 5707 STILL WATER DR, #B, RIVERVIEW, FL 33569-0000

Meter Read

Meter Location: # B
Service Period: 10/03/2023 - 10/31/2023
Rate Schedule: General Service - Non Demand

| Meter Number | Read Date | Current Reading | Previous Reading | Total Used | Multiplier | Billing Period |
|--------------|------------|-----------------|------------------|------------|------------|----------------|
| 1000538189 | 10/31/2023 | 36,666 | 35,752 | 914 kWh | 1 | 29 Days |

Charge Details

| | | |
|---|-------------------------|-----------------|
|  Electric Charges | | |
| Daily Basic Service Charge | 29 days @ \$0.75000 | \$21.75 |
| Energy Charge | 914 kWh @ \$0.07990/kWh | \$73.03 |
| Fuel Charge | 914 kWh @ \$0.05239/kWh | \$47.88 |
| Storm Protection Charge | 914 kWh @ \$0.00400/kWh | \$3.66 |
| Clean Energy Transition Mechanism | 914 kWh @ \$0.00427/kWh | \$3.90 |
| Storm Surcharge | 914 kWh @ \$0.01061/kWh | \$9.70 |
| Florida Gross Receipt Tax | | \$4.10 |
| Electric Service Cost | | \$164.02 |

Avg kWh Used Per Day



Billing information continues on next page →

Sub-Account #: 211014450103
Statement Date: 02/21/2024

Service Address: 5707 STILL WATER DR, #B, RIVERVIEW, FL 33569-0000


Meter Read

Meter Location: # B

Service Period: 11/01/2023 - 12/01/2023

| Meter Number | Read Date | Current Reading | - | Previous Reading | = | Total Used | Multiplier | Billing Period |
|--------------|------------|-----------------|---|------------------|---|------------|------------|----------------|
| 1000538189 | 12/01/2023 | 37,682 | | 36,666 | | 1,016 kWh | 1 | 31 Days |

Charge Details

| | | |
|---|---------------------------|-----------------|
|  Electric Charges | | |
| Daily Basic Service Charge | 31 days @ \$0.75000 | \$23.25 |
| Energy Charge | 1,016 kWh @ \$0.07990/kWh | \$81.18 |
| Fuel Charge | 1,016 kWh @ \$0.05239/kWh | \$53.23 |
| Storm Protection Charge | 1,016 kWh @ \$0.00400/kWh | \$4.06 |
| Clean Energy Transition Mechanism | 1,016 kWh @ \$0.00427/kWh | \$4.34 |
| Storm Surcharge | 1,016 kWh @ \$0.01061/kWh | \$10.78 |
| Florida Gross Receipt Tax | | \$4.53 |
| Electric Service Cost | | \$181.37 |

Billing information continues on next page →



Sub-Account #: 211014450103

Statement Date: 02/21/2024

Service Address: 5707 STILL WATER DR, #B, RIVERVIEW, FL 33569-0000

Meter Read

Meter Location: # B

Service Period: 12/02/2023 - 01/03/2024

| Meter Number | Read Date | Current Reading | Previous Reading | = | Total Used | Multiplier | Billing Period |
|--------------|------------|-----------------|------------------|---|------------|------------|----------------|
| 1000538189 | 01/03/2024 | 38,507 | 37,682 | | 825 kWh | 1 | 33 Days |

Charge Details

| | | | |
|--|-----------------------------------|-------------------------|-----------------|
| | Electric Charges | | |
| | Daily Basic Service Charge | 33 days @ \$0.75000 | \$24.75 |
| | Energy Charge | 825 kWh @ \$0.08192/kWh | \$67.58 |
| | Fuel Charge | 825 kWh @ \$0.03843/kWh | \$31.70 |
| | Storm Protection Charge | 825 kWh @ \$0.00775/kWh | \$6.39 |
| | Clean Energy Transition Mechanism | 825 kWh @ \$0.00427/kWh | \$3.52 |
| | Storm Surcharge | 825 kWh @ \$0.00225/kWh | \$1.86 |
| | Florida Gross Receipt Tax | | \$3.48 |
| | Electric Service Cost | | \$139.28 |

Current Month's Electric Charges

\$484.67

Billing information continues on next page →

00000003-0000083-Page 33 of 54



Sub-Account #: 211014450376

Statement Date: 02/21/2024

Service Address: 5707 STILL WATER DR, #C, RIVERVIEW, FL 33569-0000

Meter Read


Meter Location: # C

Service Period: 10/03/2023 - 10/31/2023

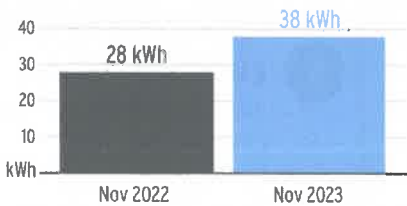
Rate Schedule: General Service - Non Demand

| Meter Number | Read Date | Current Reading | - | Previous Reading | = | Total Used | Multiplier | Billing Period |
|--------------|------------|-----------------|---|------------------|---|------------|------------|----------------|
| 1000492499 | 10/31/2023 | 32,748 | | 31,632 | | 1,116 kWh | 1 | 29 Days |

Charge Details

| | | |
|---|---------------------------|-----------------|
|  Electric Charges | | |
| Daily Basic Service Charge | 29 days @ \$0.75000 | \$21.75 |
| Energy Charge | 1,116 kWh @ \$0.07990/kWh | \$89.17 |
| Fuel Charge | 1,116 kWh @ \$0.05239/kWh | \$58.47 |
| Storm Protection Charge | 1,116 kWh @ \$0.00400/kWh | \$4.46 |
| Clean Energy Transition Mechanism | 1,116 kWh @ \$0.00427/kWh | \$4.77 |
| Storm Surcharge | 1,116 kWh @ \$0.01061/kWh | \$11.84 |
| Florida Gross Receipt Tax | | \$4.88 |
| Electric Service Cost | | \$195.34 |

Avg kWh Used Per Day



Billing information continues on next page →



Sub-Account #: 211014450376
 Statement Date: 02/21/2024

Service Address: 5707 STILL WATER DR, #C, RIVERVIEW, FL 33569-0000

Meter Read

Meter Location: # C

Service Period: 11/01/2023 - 12/01/2023

| Meter Number | Read Date | Current Reading | - | Previous Reading | = | Total Used | Multiplier | Billing Period |
|--------------|------------|-----------------|---|------------------|---|------------|------------|----------------|
| 1000492499 | 12/01/2023 | 34,092 | | 32,748 | | 1,344 kWh | 1 | 31 Days |

Charge Details

| | | |
|-----------------------------------|---------------------------|-----------------|
| Electric Charges | | |
| Daily Basic Service Charge | 31 days @ \$0.75000 | \$23.25 |
| Energy Charge | 1,344 kWh @ \$0.07990/kWh | \$107.39 |
| Fuel Charge | 1,344 kWh @ \$0.05239/kWh | \$70.41 |
| Storm Protection Charge | 1,344 kWh @ \$0.00400/kWh | \$5.38 |
| Clean Energy Transition Mechanism | 1,344 kWh @ \$0.00427/kWh | \$5.74 |
| Storm Surcharge | 1,344 kWh @ \$0.01061/kWh | \$14.26 |
| Florida Gross Receipt Tax | | \$5.81 |
| Electric Service Cost | | \$232.24 |

Billing information continues on next page →



Sub-Account #: 211014450376
Statement Date: 02/21/2024


Service Address: 5707 STILL WATER DR, #C, RIVERVIEW, FL 33569-0000

Meter Read

Meter Location: # C
Service Period: 12/02/2023 - 01/03/2024

| Meter Number | Read Date | Current Reading | - | Previous Reading | = | Total Used | Multiplier | Billing Period |
|--------------|------------|-----------------|---|------------------|---|------------|------------|----------------|
| 1000492499 | 01/03/2024 | 35,015 | | 34,092 | | 923 kWh | 1 | 33 Days |

Charge Details

| | | |
|---|-------------------------|-----------------|
|  Electric Charges | | |
| Daily Basic Service Charge | 33 days @ \$0.75000 | \$24.75 |
| Energy Charge | 923 kWh @ \$0.08192/kWh | \$75.61 |
| Fuel Charge | 923 kWh @ \$0.03843/kWh | \$35.47 |
| Storm Protection Charge | 923 kWh @ \$0.00775/kWh | \$7.15 |
| Clean Energy Transition Mechanism | 923 kWh @ \$0.00427/kWh | \$3.94 |
| Storm Surcharge | 923 kWh @ \$0.00225/kWh | \$2.08 |
| Florida Gross Receipt Tax | | \$3.82 |
| Electric Service Cost | | \$152.82 |

| | |
|---|-----------------|
| Current Month's Electric Charges | \$580.40 |
|---|-----------------|

Billing information continues on next page →



Sub-Account #: 211014450640
Statement Date: 02/21/2024

Service Address: 5707 STILL WATER DR, #D, RIVERVIEW, FL 33569-0000

Meter Read

Meter Location: # D

Service Period: 10/03/2023 - 10/31/2023


Rate Schedule: General Service - Non Demand

| Meter Number | Read Date | Current Reading | - | Previous Reading | = | Total Used | Multiplier | Billing Period |
|--------------|------------|-----------------|---|------------------|---|------------|------------|----------------|
| 1000492524 | 10/31/2023 | 24,539 | | 23,937 | | 602 kWh | 1 | 29 Days |

Charge Details

| Electric Charges | | |
|-----------------------------------|-------------------------|----------|
| Daily Basic Service Charge | 29 days @ \$0.75000 | \$21.75 |
| Energy Charge | 602 kWh @ \$0.07990/kWh | \$48.10 |
| Fuel Charge | 602 kWh @ \$0.05239/kWh | \$31.54 |
| Storm Protection Charge | 602 kWh @ \$0.00400/kWh | \$2.41 |
| Clean Energy Transition Mechanism | 602 kWh @ \$0.00427/kWh | \$2.57 |
| Storm Surcharge | 602 kWh @ \$0.01061/kWh | \$6.39 |
| Florida Gross Receipt Tax | | \$2.89 |
| Electric Service Cost | | \$115.65 |

Avg kWh Used Per Day



Billing information continues on next page →



Sub-Account #: Z11014450640
 Statement Date: 02/21/2024

Service Address: 5707 STILL WATER DR, #D, RIVERVIEW, FL 33569-0000


Meter Read

Meter Location: # D

Service Period: 11/01/2023 - 12/01/2023

| Meter Number | Read Date | Current Reading | - | Previous Reading | = | Total Used | Multiplier | Billing Period |
|--------------|------------|-----------------|---|------------------|---|------------|------------|----------------|
| 1000492524 | 12/01/2023 | 25,272 | | 24,539 | | 733 kWh | 1 | 31 Days |

Charge Details

| | | |
|---|-------------------------|-----------------|
|  Electric Charges | | |
| Daily Basic Service Charge | 31 days @ \$0.75000 | \$23.25 |
| Energy Charge | 733 kWh @ \$0.07990/kWh | \$58.57 |
| Fuel Charge | 733 kWh @ \$0.05239/kWh | \$38.40 |
| Storm Protection Charge | 733 kWh @ \$0.00400/kWh | \$2.93 |
| Clean Energy Transition Mechanism | 733 kWh @ \$0.00427/kWh | \$3.13 |
| Storm Surcharge | 733 kWh @ \$0.01061/kWh | \$7.78 |
| Florida Gross Receipt Tax | | \$3.44 |
| Electric Service Cost | | \$137.50 |

Billing information continues on next page →



Sub-Account #: 211014450640

Statement Date: 02/21/2024

Service Address: 5707 STILL WATER DR, #D, RIVERVIEW, FL 33569-0000

Meter Read

Meter Location: # D

Service Period: 12/02/2023 - 01/03/2024

| Meter Number | Read Date | Current Reading | - | Previous Reading | = | Total Used | Multiplier | Billing Period |
|--------------|------------|-----------------|---|------------------|---|------------|------------|----------------|
| 1000492524 | 01/03/2024 | 25,964 | | 25,272 | | 692 kWh | 1 | 33 Days |

Charge Details

| ⚡ Electric Charges | | |
|-----------------------------------|-------------------------|-----------------|
| Daily Basic Service Charge | 33 days @ \$0.75000 | \$24.75 |
| Energy Charge | 692 kWh @ \$0.08192/kWh | \$56.69 |
| Fuel Charge | 692 kWh @ \$0.03843/kWh | \$26.59 |
| Storm Protection Charge | 692 kWh @ \$0.00775/kWh | \$5.36 |
| Clean Energy Transition Mechanism | 692 kWh @ \$0.00427/kWh | \$2.95 |
| Storm Surcharge | 692 kWh @ \$0.00225/kWh | \$1.56 |
| Florida Gross Receipt Tax | | \$3.02 |
| Electric Service Cost | | \$120.92 |

Current Month's Electric Charges

\$374.07

Billing information continues on next page →



Sub-Account #: 211014450897
Statement Date: 02/21/2024

Service Address: 5707 STILL RIVER DR, #A, RIVERVIEW, FL 33569-0000

Meter Read

Meter Location: # A


Service Period: 10/03/2023 - 10/31/2023

Rate Schedule: General Service - Non Demand

| Meter Number | Read Date | Current Reading | - | Previous Reading | = | Total Used | Multiplier | Billing Period |
|--------------|------------|-----------------|---|------------------|---|------------|------------|----------------|
| 1000536130 | 10/31/2023 | 10,106 | | 9,885 | | 221 kWh | 1 | 29 Days |

Charge Details

Avg kWh Used Per Day



Electric Charges

| | | |
|-----------------------------------|-------------------------|---------|
| Daily Basic Service Charge | 29 days @ \$0.75000 | \$21.75 |
| Energy Charge | 221 kWh @ \$0.07990/kWh | \$17.66 |
| Fuel Charge | 221 kWh @ \$0.05239/kWh | \$11.58 |
| Storm Protection Charge | 221 kWh @ \$0.00400/kWh | \$0.88 |
| Clean Energy Transition Mechanism | 221 kWh @ \$0.00427/kWh | \$0.94 |
| Storm Surcharge | 221 kWh @ \$0.01061/kWh | \$2.34 |
| Florida Gross Receipt Tax | | \$1.41 |

Electric Service Cost

\$56.56

Billing information continues on next page →



Sub-Account #: 211014450897
 Statement Date: 02/21/2024

Service Address: 5707 STILL RIVER DR, #A, RIVERVIEW, FL 33569-0000


Meter Read

Meter Location: # A

Service Period: 11/01/2023 - 12/01/2023

| Meter Number | Read Date | Current Reading | - | Previous Reading | = | Total Used | Multiplier | Billing Period |
|--------------|------------|-----------------|---|------------------|---|------------|------------|----------------|
| 1000536130 | 12/01/2023 | 10,434 | | 10,106 | | 328 kWh | 1 | 31 Days |

Charge Details

| | | | |
|---|-----------------------------------|-------------------------|----------------|
|  | Electric Charges | | |
| | Daily Basic Service Charge | 31 days @ \$0.75000 | \$23.25 |
| | Energy Charge | 328 kWh @ \$0.07990/kWh | \$26.21 |
| | Fuel Charge | 328 kWh @ \$0.05239/kWh | \$17.18 |
| | Storm Protection Charge | 328 kWh @ \$0.00400/kWh | \$1.31 |
| | Clean Energy Transition Mechanism | 328 kWh @ \$0.00427/kWh | \$1.40 |
| | Storm Surcharge | 328 kWh @ \$0.01061/kWh | \$3.48 |
| | Florida Gross Receipt Tax | | \$1.87 |
| | Electric Service Cost | | \$74.70 |

Billing information continues on next page →



Sub-Account #: 211014450897

Statement Date: 02/21/2024

Service Address: 5707 STILL RIVER DR, #A, RIVERVIEW, FL 33569-0000

Meter Read

Meter Location: # A

Service Period: 12/02/2023 - 01/03/2024

| Meter Number | Read Date | Current Reading | - | Previous Reading | = | Total Used | Multiplier | Billing Period |
|--------------|------------|-----------------|---|------------------|---|------------|------------|----------------|
| 1000536130 | 01/03/2024 | 10,879 | | 10,434 | | 445 kWh | 1 | 33 Days |

Charge Details

| | | | |
|--|-------------------------|----------------|--|
| <div> <div></div> <div>Electric Charges</div> </div> | | | |
| Daily Basic Service Charge | 33 days @ \$0.75000 | \$24.75 | |
| Energy Charge | 445 kWh @ \$0.08192/kWh | \$36.45 | |
| Fuel Charge | 445 kWh @ \$0.03843/kWh | \$17.10 | |
| Storm Protection Charge | 445 kWh @ \$0.00775/kWh | \$3.45 | |
| Clean Energy Transition Mechanism | 445 kWh @ \$0.00427/kWh | \$1.90 | |
| Storm Surcharge | 445 kWh @ \$0.00225/kWh | \$1.00 | |
| Florida Gross Receipt Tax | | \$2.17 | |
| Electric Service Cost | | \$86.82 | |

Current Month's Electric Charges

\$218.08

Billing information continues on next page →

Sub-Account #: 211014451127

Statement Date: 02/21/2024



Service Address: 7330 FALKENBURG RD ENT, RIVERVIEW, FL 33578-0000

Meter Read



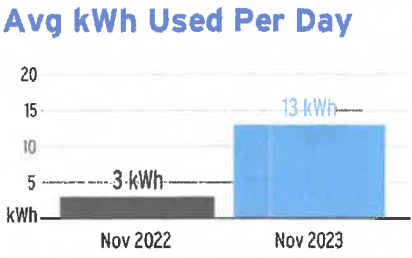
Service Period: 10/03/2023 - 10/31/2023

Rate Schedule: General Service - Non Demand

| Meter Number | Read Date | Current Reading | - | Previous Reading | = | Total Used | Multiplier | Billing Period |
|--------------|------------|-----------------|---|------------------|---|------------|------------|----------------|
| 1000323057 | 10/31/2023 | 28,018 | | 27,654 | | 364 kWh | 1 | 29 Days |

Charge Details

| | | | |
|-----------------------------------|-------------------------|--|----------------|
| | Electric Charges | | |
| Daily Basic Service Charge | 29 days @ \$0.75000 | | \$21.75 |
| Energy Charge | 364 kWh @ \$0.07990/kWh | | \$29.08 |
| Fuel Charge | 364 kWh @ \$0.05239/kWh | | \$19.07 |
| Storm Protection Charge | 364 kWh @ \$0.00400/kWh | | \$1.46 |
| Clean Energy Transition Mechanism | 364 kWh @ \$0.00427/kWh | | \$1.55 |
| Storm Surcharge | 364 kWh @ \$0.01061/kWh | | \$3.86 |
| Florida Gross Receipt Tax | | | \$1.97 |
| Electric Service Cost | | | \$78.74 |



Billing information continues on next page →



Sub-Account #: 211014451127

Statement Date: 02/21/2024

Service Address: 7330 FALKENBURG RD ENT, RIVERVIEW, FL 33578-0000

Meter Read

Service Period: 11/01/2023 - 12/01/2023

| Meter Number | Read Date | Current Reading | - Previous Reading | = Total Used | Multiplier | Billing Period |
|--------------|------------|-----------------|--------------------|--------------|------------|----------------|
| 1000323057 | 12/01/2023 | 28,412 | 28,018 | 394 kWh | 1 | 31 Days |

Charge Details

| | | |
|-----------------------------------|-------------------------|---------|
| Electric Charges | | |
| Daily Basic Service Charge | 31 days @ \$0.75000 | \$23.25 |
| Energy Charge | 394 kWh @ \$0.07990/kWh | \$31.48 |
| Fuel Charge | 394 kWh @ \$0.05239/kWh | \$20.64 |
| Storm Protection Charge | 394 kWh @ \$0.00400/kWh | \$1.58 |
| Clean Energy Transition Mechanism | 394 kWh @ \$0.00427/kWh | \$1.68 |
| Storm Surcharge | 394 kWh @ \$0.01061/kWh | \$4.18 |
| Florida Gross Receipt Tax | | \$2.12 |
| Electric Service Cost | | \$84.93 |

Billing information continues on next page →



Sub-Account #: 211014451127

Statement Date: 02/21/2024


Service Address: 7330 FALKENBURG RD ENT, RIVERVIEW, FL 33578-0000

Meter Read

Service Period: 12/02/2023 - 01/03/2024

| Meter Number | Read Date | Current Reading | Previous Reading | = | Total Used | Multiplier | Billing Period |
|--------------|------------|-----------------|------------------|---|------------|------------|----------------|
| 1000323057 | 01/03/2024 | 28,797 | 28,412 | | 385 kWh | 1 | 33 Days |

Charge Details

| | | |
|---|-------------------------|----------------|
|  Electric Charges | | |
| Daily Basic Service Charge | 33 days @ \$0.75000 | \$24.75 |
| Energy Charge | 385 kWh @ \$0.08192/kWh | \$31.54 |
| Fuel Charge | 385 kWh @ \$0.03843/kWh | \$14.80 |
| Storm Protection Charge | 385 kWh @ \$0.00775/kWh | \$2.98 |
| Clean Energy Transition Mechanism | 385 kWh @ \$0.00427/kWh | \$1.64 |
| Storm Surcharge | 385 kWh @ \$0.00225/kWh | \$0.87 |
| Florida Gross Receipt Tax | | \$1.96 |
| Electric Service Cost | | \$78.54 |

Current Month's Electric Charges

\$242.21

Billing information continues on next page →

00000003-00000089- Page 45 of 54



Sub-Account #: 211014451317
 Statement Date: 02/21/2024

Service Address: OAK CREEK SF, PH 2B4, TAMPA, FL 33602-0000

Service Period: 10/21/2023 - 11/20/2023

Rate Schedule: Lighting Service

Charge Details



Electric Charges

Lighting Service Items LS-1 (Bright Choices) for 31 days

| | | |
|-----------------------------------|-------------------------|----------|
| Lighting Energy Charge | 144 kWh @ \$0.03511/kWh | \$5.06 |
| Fixture & Maintenance Charge | 9 Fixtures | \$83.07 |
| Lighting Pole / Wire | 9 Poles | \$149.85 |
| Lighting Fuel Charge | 144 kWh @ \$0.05169/kWh | \$7.44 |
| Storm Protection Charge | 144 kWh @ \$0.01466/kWh | \$2.11 |
| Clean Energy Transition Mechanism | 144 kWh @ \$0.00036/kWh | \$0.05 |
| Storm Surcharge | 144 kWh @ \$0.00326/kWh | \$0.47 |
| Florida Gross Receipt Tax | | \$0.39 |

Lighting Charges **\$248.44**

Billing information continues on next page →



Sub-Account #: 211014451317
 Statement Date: 02/21/2024

Service Address: OAK CREEK SF, PH 2B4, TAMPA, FL 33602-0000

Service Period: 11/21/2023 - 12/20/2023

Charge Details



Electric Charges

Lighting Service Items LS-1 (Bright Choices) for 30 days

| | | |
|-----------------------------------|-------------------------|----------|
| Lighting Energy Charge | 144 kWh @ \$0.03511/kWh | \$5.06 |
| Fixture & Maintenance Charge | 9 Fixtures | \$83.07 |
| Lighting Pole / Wire | 9 Poles | \$149.85 |
| Lighting Fuel Charge | 144 kWh @ \$0.05169/kWh | \$7.44 |
| Storm Protection Charge | 144 kWh @ \$0.01466/kWh | \$2.11 |
| Clean Energy Transition Mechanism | 144 kWh @ \$0.00036/kWh | \$0.05 |
| Storm Surcharge | 144 kWh @ \$0.00326/kWh | \$0.47 |
| Florida Gross Receipt Tax | | \$0.39 |

Lighting Charges

\$248.44

Billing information continues on next page →

Service Address: OAK CREEK SF, PH 2B4, TAMPA, FL 33602-0000

Service Period: 12/21/2023 - 01/23/2024

Charge Details



Electric Charges

Lighting Service Items LS-1 (Bright Choices) for 34 days

| | | |
|-----------------------------------|-------------------------|----------|
| Lighting Energy Charge | 144 kWh @ \$0.03406/kWh | \$4.90 |
| Fixture & Maintenance Charge | 9 Fixtures | \$84.42 |
| Lighting Pole / Wire | 9 Poles | \$152.73 |
| Lighting Fuel Charge | 144 kWh @ \$0.03806/kWh | \$5.48 |
| Storm Protection Charge | 144 kWh @ \$0.03877/kWh | \$5.58 |
| Clean Energy Transition Mechanism | 144 kWh @ \$0.00036/kWh | \$0.05 |
| Storm Surcharge | 144 kWh @ \$0.00074/kWh | \$0.11 |
| Florida Gross Receipt Tax | | \$0.41 |

Lighting Charges **\$253.68**

Current Month's Electric Charges

\$750.56

Billing information continues on next page →



Sub-Account #: 211014451523

Statement Date: 02/21/2024

Service Address: OAK CREEK SF PH2B 2/3, LUTZ, FL 33549-0000

Service Period: 10/21/2023 - 11/20/2023

Rate Schedule: Lighting Service

Charge Details



Electric Charges

Lighting Service Items LS-1 (Bright Choices) for 31 days

| | | |
|-----------------------------------|-------------------------|----------|
| Lighting Energy Charge | 240 kWh @ \$0.03511/kWh | \$8.43 |
| Fixture & Maintenance Charge | 15 Fixtures | \$138.45 |
| Lighting Pole / Wire | 19 Poles | \$316.35 |
| Lighting Fuel Charge | 240 kWh @ \$0.05169/kWh | \$12.41 |
| Storm Protection Charge | 240 kWh @ \$0.01466/kWh | \$3.52 |
| Clean Energy Transition Mechanism | 240 kWh @ \$0.00036/kWh | \$0.09 |
| Storm Surcharge | 240 kWh @ \$0.00326/kWh | \$0.78 |
| Florida Gross Receipt Tax | | \$0.65 |

Lighting Charges

\$480.68

Billing information continues on next page →



Sub-Account #: 211014451523
Statement Date: 02/21/2024

Service Address: OAK CREEK SF PH2B 2/3, LUTZ, FL 33549-0000

Service Period: 11/21/2023 - 12/20/2023

Charge Details

| | | |
|--|-------------------------|----------|
| <div><div></div><div>Electric Charges</div></div> | | |
| Lighting Service Items LS-1 (Bright Choices) for 30 days | | |
| Lighting Energy Charge | 240 kWh @ \$0.03511/kWh | \$8.43 |
| Fixture & Maintenance Charge | 15 Fixtures | \$138.45 |
| Lighting Pole / Wire | 19 Poles | \$316.35 |
| Lighting Fuel Charge | 240 kWh @ \$0.05169/kWh | \$12.41 |
| Storm Protection Charge | 240 kWh @ \$0.01466/kWh | \$3.52 |
| Clean Energy Transition Mechanism | 240 kWh @ \$0.00036/kWh | \$0.09 |
| Storm Surcharge | 240 kWh @ \$0.00326/kWh | \$0.78 |
| Florida Gross Receipt Tax | | \$0.65 |
| Lighting Charges | | \$480.68 |

Billing information continues on next page →



Sub-Account #: 211014451523

Statement Date: 02/21/2024

Service Address: OAK CREEK SF PH2B 2/3, LUTZ, FL 33549-0000

Service Period: 12/21/2023 - 01/23/2024

Charge Details



00000003-00000092-Page 51 of 54

| | | | |
|--|-------------------------|--|----------|
| ⚡ Electric Charges | | | |
| Lighting Service Items LS-1 (Bright Choices) for 34 days | | | |
| Lighting Energy Charge | 240 kWh @ \$0.03406/kWh | | \$8.17 |
| Fixture & Maintenance Charge | 15 Fixtures | | \$140.70 |
| Lighting Pole / Wire | 19 Poles | | \$322.43 |
| Lighting Fuel Charge | 240 kWh @ \$0.03806/kWh | | \$9.13 |
| Storm Protection Charge | 240 kWh @ \$0.03877/kWh | | \$9.30 |
| Clean Energy Transition Mechanism | 240 kWh @ \$0.00036/kWh | | \$0.09 |
| Storm Surcharge | 240 kWh @ \$0.00074/kWh | | \$0.18 |
| Florida Gross Receipt Tax | | | \$0.69 |
| Lighting Charges | | | \$490.69 |

| | |
|----------------------------------|------------|
| Current Month's Electric Charges | \$1,452.05 |
|----------------------------------|------------|

Billing information continues on next page →

Service Address: OAK CREEK SF, PH HH, RIVERVIEW, FL 33569-0000

Service Period: 10/21/2023 - 11/20/2023

Rate Schedule: Lighting Service

Charge Details



Electric Charges

Lighting Service Items LS-1 (Bright Choices) for 31 days

| | | |
|-----------------------------------|-------------------------|----------|
| Lighting Energy Charge | 224 kWh @ \$0.03511/kWh | \$7.86 |
| Fixture & Maintenance Charge | 14 Fixtures | \$129.22 |
| Lighting Pole / Wire | 14 Poles | \$233.10 |
| Lighting Fuel Charge | 224 kWh @ \$0.05169/kWh | \$11.58 |
| Storm Protection Charge | 224 kWh @ \$0.01466/kWh | \$3.28 |
| Clean Energy Transition Mechanism | 224 kWh @ \$0.00036/kWh | \$0.08 |
| Storm Surcharge | 224 kWh @ \$0.00326/kWh | \$0.73 |
| Florida Gross Receipt Tax | | \$0.60 |

Lighting Charges **\$386.45**

Billing information continues on next page →



Sub-Account #: 211014451713

Statement Date: 02/21/2024

Service Address: OAK CREEK SF, PH HH, RIVERVIEW, FL 33569-0000

Service Period: 11/21/2023 - 12/20/2023

Charge Details



Electric Charges

Lighting Service Items LS-1 (Bright Choices) for 30 days

| | | |
|-----------------------------------|-------------------------|----------|
| Lighting Energy Charge | 224 kWh @ \$0.03511/kWh | \$7.86 |
| Fixture & Maintenance Charge | 14 Fixtures | \$129.22 |
| Lighting Pole / Wire | 14 Poles | \$233.10 |
| Lighting Fuel Charge | 224 kWh @ \$0.05169/kWh | \$11.58 |
| Storm Protection Charge | 224 kWh @ \$0.01466/kWh | \$3.28 |
| Clean Energy Transition Mechanism | 224 kWh @ \$0.00036/kWh | \$0.08 |
| Storm Surcharge | 224 kWh @ \$0.00326/kWh | \$0.73 |
| Florida Gross Receipt Tax | | \$0.60 |

| | |
|------------------|----------|
| Lighting Charges | \$386.45 |
|------------------|----------|

Billing information continues on next page →

00000003-00000093-Page 53 of 54



Sub-Account #: 211014451713
 Statement Date: 02/21/2024

Service Address: OAK CREEK SF, PH HH, RIVERVIEW, FL 33569-0000

Service Period: 12/21/2023 - 01/23/2024

Charge Details



Electric Charges

Lighting Service Items LS-1 (Bright Choices) for 34 days

| | | |
|-----------------------------------|-------------------------|----------|
| Lighting Energy Charge | 224 kWh @ \$0.03406/kWh | \$7.63 |
| Fixture & Maintenance Charge | 14 Fixtures | \$131.32 |
| Lighting Pole / Wire | 14 Poles | \$237.58 |
| Lighting Fuel Charge | 224 kWh @ \$0.03806/kWh | \$8.53 |
| Storm Protection Charge | 224 kWh @ \$0.03877/kWh | \$8.68 |
| Clean Energy Transition Mechanism | 224 kWh @ \$0.00036/kWh | \$0.08 |
| Storm Surcharge | 224 kWh @ \$0.00074/kWh | \$0.17 |
| Florida Gross Receipt Tax | | \$0.64 |

Lighting Charges **\$394.63**

Current Month's Electric Charges **\$1,167.53**

Total Current Month's Charges **\$29,736.80**

Important Messages

Removing Your Envelope. We've noticed that you have been paying your bill electronically lately. To help cut down on clutter and waste, we are no longer including a remittance envelope with your bill. Should you want to mail in your payment, you can request a payment envelope by calling 813-223-0800 or simply use a regular envelope and address it to TECO P.O. Box 31318, Tampa, Florida 33631-3318.

Adjusted Bill. Please review your billing details for past charges that have been billed and/or adjusted appropriately.



PARKWAY CENTER CDD
2005 PAN AM CIR, STE 300
TAMPA, FL 33607

Statement Date: March 06, 2024

Agenda Page 88

Amount Due: \$19,257.55

Due Date: March 20, 2024

Account #: 311000070319

DO NOT PAY. Your account will be drafted on March 20, 2024

Account Summary

| | |
|--|-------------------|
| Previous Amount Due | \$9,466.27 |
| Payment(s) Received Since Last Statement | \$0.00 |
| Previous Statement Balance* | \$9,466.27 |
| Current Month's Charges - Due by March 20, 2024 | \$9,791.28 |

Total Amount Due \$19,257.55

*Amount not paid by due date may be assessed a late payment charge. Please refer to previous statement for previous statement balance due dates.

Your Locations With The Highest Usage

8421 CASTLE CREEK
DR LITES, RIVERVIEW, FL 33578-0000 **1,794 KWH**

5707 STILL WATER
DR. #C, RIVERVIEW, FL 33569-0000 **725 KWH**



Scan here to interact with your bill online.

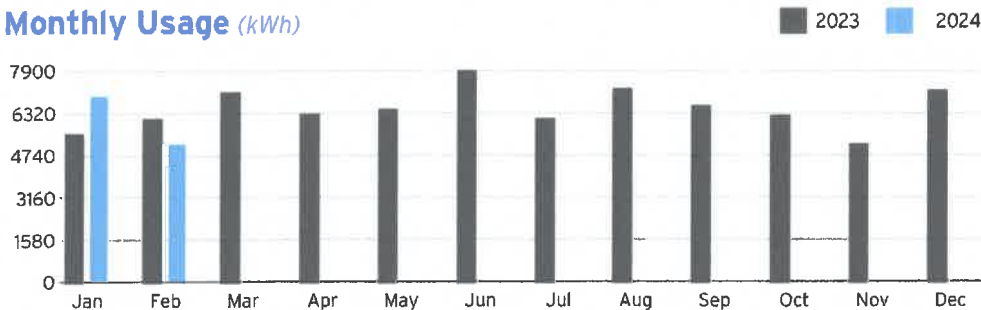


DOWNED IS DANGEROUS!

If you see a downed power line, move a safe distance away and call 911.

Visit [TampaElectric.com/Safety](https://www.tampaelectric.com/Safety) for more safety tips.

Monthly Usage (kWh)



Learn about your newly redesigned bill and get deeper insights about your usage by visiting TECOaccount.com



To ensure prompt credit, please return stub portion of this bill with your payment.

Received

MAR 11

Account #: 311000070319

Due Date: March 20, 2024

Amount Due: \$19,257.55

Payment Amount: \$

700125003772

Your account will be drafted on March 20, 2024



Pay your bill online at TampaElectric.com

See reverse side of your paystub for more ways to pay.

Go Paperless, Go Green! Visit TampaElectric.com/Paperless to enroll now.

PARKWAY CENTER CDD
2005 PAN AM CIR, STE 300
TAMPA, FL 33607-2359

Mail payment to:
TECO
P.O. BOX 31318
TAMPA, FL 33631-3318

Make check payable to: TECO
Please write your account number on the memo line of your check.

Summary of Charges by Service Address

Account Number: 311000070319

Agenda Page 89

Energy Usage From Last Month

 Increased
 Same
 Decreased


Service Address: 8414 DEER CHASE DR, A, RIVERVIEW, FL 33578-8605

Sub-Account Number: 211001738486

| Meter | Read Date | Current | - | Previous | = | Total Used | Multiplier | Billing Period | Amount |
|------------|------------|---------|---|----------|---|------------|------------|----------------|----------------|
| 1000323060 | 02/01/2024 | 21,700 | | 21,700 | | 0 kWh | 1 | 29 Days | \$22.31 |


Service Address: 8380 STILL RIVER DR, RIVERVIEW, FL 33569-0000

Sub-Account Number: 211001738759

| Meter | Read Date | Current | - | Previous | = | Total Used | Multiplier | Billing Period | Amount |
|------------|------------|---------|---|----------|---|------------|------------|----------------|---|
| 1000326790 | 02/01/2024 | 35,884 | | 35,304 | | 580 kWh | 1 | 29 Days | \$102.40 |
| | | | | | | | | |  13.4% |


Service Address: 8421 CASTLE CREEK DR LITES, RIVERVIEW, FL 33578-0000

Sub-Account Number: 211001739070

| Meter | Read Date | Current | - | Previous | = | Total Used | Multiplier | Billing Period | Amount |
|------------|------------|---------|---|----------|---|------------|------------|----------------|---|
| 1000325661 | 02/01/2024 | 13,632 | | 11,838 | | 1,794 kWh | 1 | 29 Days | \$270.00 |
| | | | | | | | | |  31.6% |

Service Address: 8405 CASTLE CREEK DR SIGN, RIVERVIEW, FL 33578-0000

Sub-Account Number: 211001739302

| Meter | Read Date | Current | - | Previous | = | Total Used | Multiplier | Billing Period | Amount |
|------------|------------|---------|---|----------|---|------------|------------|----------------|---|
| 1000705281 | 02/01/2024 | 16,083 | | 15,763 | | 320 kWh | 1 | 29 Days | \$66.49 |
| | | | | | | | | |  23.4% |

Service Address: FALKENBURG/WOOLLEY, RIVERVIEW, FL 33578-0000

Sub-Account Number: 211001739567

Amount: \$4,641.88

Continued on next page →

For more information about your bill and understanding your charges, please visit [TampaElectric.com](https://www.tampaelectric.com)

Ways To Pay Your Bill



Bank Draft

Visit TECOaccount.com for free recurring or one time payments via checking or savings account.



In-Person

Find list of Payment Agents at TampaElectric.com



Mail A Check

Payments:
TECO
P.O. Box 31318
Tampa, FL 33631-3318
Mail your payment in the enclosed envelope.



Credit or Debit Card

Pay by credit Card using KUBRA EZ-Pay at TECOaccount.com. Convenience fee will be charged.



Phone

Toll Free:
866-689-6469

All Other

Correspondences:

Tampa Electric
P.O. Box 111
Tampa, FL 33601-0111

Contact Us

Online:

TampaElectric.com

Phone:

Commercial Customer Care:

866-832-6249

Residential Customer Care:

813-223-0800 (Hillsborough)

863-299-0800 (Polk County)

888-223-0800 (All Other Counties)

Hearing Impaired/TTY:

7-1-1

Power Outage:

877-588-1010

Energy-Saving Programs:

813-275-3909

Please Note: If you choose to pay your bill at a location not listed on our website or provided by Tampa Electric, you are paying someone who is not authorized to act as a payment agent at Tampa Electric. You bear the risk that this unauthorized party will relay the payment to Tampa Electric and do so in a timely fashion. Tampa Electric is not responsible for payments made to unauthorized agents, including their failure to deliver or timely deliver the payment to us. Such failures may result in late payment charges to your account or service disconnection.

Summary of Charges by Service Address

Account Number: 311000070319

Energy Usage From Last Month

☒ Increased
 ☐ Same
 ☐ Decreased

Service Address: OAK CRK PH2, RIVERVIEW, FL 33578-0000

Sub-Account Number: 211001739864

Amount: \$1,234.46

Service Address: OAK CREEK PARCEL 1B, RIVERVIEW, FL 33569-0000

Sub-Account Number: 211001800955

Amount: \$873.82

Service Address: OAK CREEK 1A, TAMPA, FL 33602-0000

Sub-Account Number: 211015022604

Amount: \$986.56

Service Address: 5707 STILL WATER DR, #B, RIVERVIEW, FL 33569-0000

Sub-Account Number: 211014450103

| Meter | Read Date | Current | - | Previous | = | Total Used | Multiplier | Billing Period | Amount |
|------------|------------|---------|---|----------|---|------------|------------|----------------|----------|
| 1000538189 | 02/01/2024 | 39,143 | | 38,507 | | 636 kWh | 1 | 29 Days | \$110.12 |
| | | | | | | | | | ▼ 22.9% |

Service Address: 5707 STILL WATER DR, #C, RIVERVIEW, FL 33569-0000

Sub-Account Number: 211014450376

| Meter | Read Date | Current | - | Previous | = | Total Used | Multiplier | Billing Period | Amount |
|------------|------------|---------|---|----------|---|------------|------------|----------------|----------|
| 1000492499 | 02/01/2024 | 35,740 | | 35,015 | | 725 kWh | 1 | 29 Days | \$122.41 |
| | | | | | | | | | ▼ 21.5% |

Service Address: 5707 STILL WATER DR, #D, RIVERVIEW, FL 33569-0000

Sub-Account Number: 211014450640

| Meter | Read Date | Current | - | Previous | = | Total Used | Multiplier | Billing Period | Amount |
|------------|------------|---------|---|----------|---|------------|------------|----------------|---------|
| 1000492524 | 02/01/2024 | 26,518 | | 25,964 | | 554 kWh | 1 | 29 Days | \$98.80 |
| | | | | | | | | | ▼ 19.9% |

Service Address: 5707 STILL RIVER DR, #A, RIVERVIEW, FL 33569-0000

Sub-Account Number: 211014450897

| Meter | Read Date | Current | - | Previous | = | Total Used | Multiplier | Billing Period | Amount |
|------------|------------|---------|---|----------|---|------------|------------|----------------|---------|
| 1000536130 | 02/01/2024 | 11,125 | | 10,879 | | 246 kWh | 1 | 29 Days | \$56.27 |
| | | | | | | | | | ▼ 44.7% |

Service Address: 7330 FALKENBURG RD ENT, RIVERVIEW, FL 33578-0000

Sub-Account Number: 211014451127

| Meter | Read Date | Current | - | Previous | = | Total Used | Multiplier | Billing Period | Amount |
|------------|------------|---------|---|----------|---|------------|------------|----------------|---------|
| 1000323057 | 02/01/2024 | 29,119 | | 28,797 | | 322 kWh | 1 | 29 Days | \$66.76 |
| | | | | | | | | | ▼ 16.4% |

Service Address: OAK CREEK SF, PH 2B4, TAMPA, FL 33602-0000

Sub-Account Number: 211014451317

Amount: \$253.68

Continued on next page →



Summary of Charges by Service Address

Account Number: 311000070319

Agenda Page 91

Energy Usage From Last Month

 Increased  Same  Decreased

Service Address: OAK CREEK SF PH2B 2/3, LUTZ, FL 33549-0000

Sub-Account Number: 211014451523

Amount: \$490.69

Service Address: OAK CREEK SF, PH HH, RIVERVIEW, FL 33569-0000

Sub-Account Number: 211014451713

Amount: \$394.63

Total Current Month's Charges

\$9,791.28



Agenda Page 92
 Sub-Account #: 211001738486
 Statement Date: 03/01/2024

Service Address: 8414 DEER CHASE DR, A, RIVERVIEW, FL 33578-8605

Meter Read



Meter Location: # A Pmp

Service Period: 01/04/2024 - 02/01/2024

Rate Schedule: General Service - Non Demand

| Meter Number | Read Date | Current Reading | - Previous Reading | = Total Used | Multiplier | Billing Period |
|--------------|------------|-----------------|--------------------|--------------|------------|----------------|
| 1000323060 | 02/01/2024 | 21,700 | 21,700 | 0 kWh | 1 | 29 Days |

Charge Details

| | | |
|------------------------------|---------------------|----------------|
| Electric Charges | | |
| Daily Basic Service Charge | 29 days @ \$0.75000 | \$21.75 |
| Florida Gross Receipt Tax | | \$0.56 |
| Electric Service Cost | | \$22.31 |

Avg kWh Used Per Day



Current Month's Electric Charges

\$22.31

Billing information continues on next page →



Agenda Page 93
 Sub-Account #: 211001738759
 Statement Date: 03/01/2024

Service Address: 8380 STILL RIVER DR, RIVERVIEW, FL 33569-0000

Meter Read


Service Period: 01/04/2024 - 02/01/2024

Rate Schedule: General Service - Non Demand

| Meter Number | Read Date | Current Reading | Previous Reading | = | Total Used | Multiplier | Billing Period |
|--------------|------------|-----------------|------------------|---|------------|------------|----------------|
| 1000326790 | 02/01/2024 | 35,884 | 35,304 | | 580 kWh | 1 | 29 Days |

Charge Details

Avg kWh Used Per Day



Electric Charges

| | | |
|-----------------------------------|-------------------------|---------|
| Daily Basic Service Charge | 29 days @ \$0.75000 | \$21.75 |
| Energy Charge | 580 kWh @ \$0.08192/kWh | \$47.51 |
| Fuel Charge | 580 kWh @ \$0.03843/kWh | \$22.29 |
| Storm Protection Charge | 580 kWh @ \$0.00775/kWh | \$4.50 |
| Clean Energy Transition Mechanism | 580 kWh @ \$0.00427/kWh | \$2.48 |
| Storm Surcharge | 580 kWh @ \$0.00225/kWh | \$1.31 |
| Florida Gross Receipt Tax | | \$2.56 |

Electric Service Cost **\$102.40**

Current Month's Electric Charges

\$102.40

Billing information continues on next page →



Service Address: 8421 CASTLE CREEK DR LITES, RIVERVIEW, FL 33578-0000

Meter Read



Service Period: 01/04/2024 - 02/01/2024

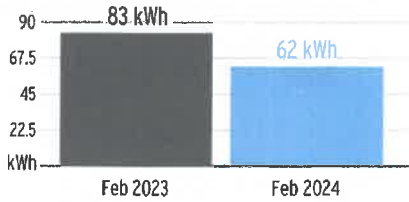
Rate Schedule: General Service - Non Demand

| Meter Number | Read Date | Current Reading | Previous Reading | = | Total Used | Multiplier | Billing Period |
|--------------|------------|-----------------|------------------|---|------------|------------|----------------|
| 1000325661 | 02/01/2024 | 13,632 | 11,838 | | 1,794 kWh | 1 | 29 Days |

Charge Details

| | | | |
|--|-----------------------------------|---------------------------|-----------------|
| | Electric Charges | | |
| | Daily Basic Service Charge | 29 days @ \$0.75000 | \$21.75 |
| | Energy Charge | 1,794 kWh @ \$0.08192/kWh | \$146.96 |
| | Fuel Charge | 1,794 kWh @ \$0.03843/kWh | \$68.94 |
| | Storm Protection Charge | 1,794 kWh @ \$0.00775/kWh | \$13.90 |
| | Clean Energy Transition Mechanism | 1,794 kWh @ \$0.00427/kWh | \$7.66 |
| | Storm Surcharge | 1,794 kWh @ \$0.00225/kWh | \$4.04 |
| | Florida Gross Receipt Tax | | \$6.75 |
| | Electric Service Cost | | \$270.00 |

Avg kWh Used Per Day



Current Month's Electric Charges \$270.00

Billing information continues on next page →

00000027-0000288-Page 9 of 22



Service Address: 8405 CASTLE CREEK DR SIGN, RIVERVIEW, FL 33578-0000

Meter Read

Service Period: 01/04/2024 - 02/01/2024

Rate Schedule: General Service - Non Demand

| Meter Number | Read Date | Current Reading | Previous Reading | = Total Used | Multiplier | Billing Period |
|--------------|------------|-----------------|------------------|--------------|------------|----------------|
| 1000705281 | 02/01/2024 | 16,083 | 15,763 | 320 kWh | 1 | 29 Days |

Charge Details

Avg kWh Used Per Day



Electric Charges

| | | |
|-----------------------------------|-------------------------|---------|
| Daily Basic Service Charge | 29 days @ \$0.75000 | \$21.75 |
| Energy Charge | 320 kWh @ \$0.08192/kWh | \$26.21 |
| Fuel Charge | 320 kWh @ \$0.03843/kWh | \$12.30 |
| Storm Protection Charge | 320 kWh @ \$0.00775/kWh | \$2.48 |
| Clean Energy Transition Mechanism | 320 kWh @ \$0.00427/kWh | \$1.37 |
| Storm Surcharge | 320 kWh @ \$0.00225/kWh | \$0.72 |
| Florida Gross Receipt Tax | | \$1.66 |

Electric Service Cost

\$66.49

Current Month's Electric Charges

\$66.49

Billing information continues on next page →



Service Address: FALKENBURG/WOOLLEY, RIVERVIEW, FL 33578-0000

Service Period: 01/04/2024 - 02/01/2024

Rate Schedule: Lighting Service

Charge Details



00000027-0000280-Page 11 of 22



Electric Charges

Lighting Service Items LS-1 (Bright Choices) for 29 days

| | | |
|-----------------------------------|--------------------------|-----------|
| Lighting Energy Charge | 5872 kWh @ \$0.03406/kWh | \$200.00 |
| Fixture & Maintenance Charge | 71 Fixtures | \$1633.64 |
| Lighting Pole / Wire | 71 Poles | \$2333.77 |
| Lighting Fuel Charge | 5872 kWh @ \$0.03806/kWh | \$223.49 |
| Storm Protection Charge | 5872 kWh @ \$0.03877/kWh | \$227.66 |
| Clean Energy Transition Mechanism | 5872 kWh @ \$0.00036/kWh | \$2.11 |
| Storm Surcharge | 5872 kWh @ \$0.00074/kWh | \$4.35 |
| Florida Gross Receipt Tax | | \$16.86 |

Lighting Charges

\$4,641.88

Current Month's Electric Charges

\$4,641.88

Billing information continues on next page →



Agenda Page 97
 Sub-Account #: 211001739864
 Statement Date: 03/01/2024

Service Address: OAK CRK PH2, RIVERVIEW, FL 33578-0000

Service Period: 01/04/2024 - 02/01/2024

Rate Schedule: Lighting Service

Charge Details



Electric Charges

Lighting Service Items LS-1 (Bright Choices) for 29 days

| | | |
|-----------------------------------|-------------------------|----------|
| Lighting Energy Charge | 448 kWh @ \$0.03406/kWh | \$15.26 |
| Fixture & Maintenance Charge | 28 Fixtures | \$262.64 |
| Lighting Pole / Wire | 28 Poles | \$920.36 |
| Lighting Fuel Charge | 448 kWh @ \$0.03806/kWh | \$17.05 |
| Storm Protection Charge | 448 kWh @ \$0.03877/kWh | \$17.37 |
| Clean Energy Transition Mechanism | 448 kWh @ \$0.00036/kWh | \$0.16 |
| Storm Surcharge | 448 kWh @ \$0.00074/kWh | \$0.33 |
| Florida Gross Receipt Tax | | \$1.29 |

Lighting Charges

\$1,234.46

Current Month's Electric Charges

\$1,234.46

Billing information continues on next page →



Service Address: OAK CREEK PARCEL 1B, RIVERVIEW, FL 33569-0000

Service Period: 01/24/2024 - 02/21/2024

Rate Schedule: Lighting Service

Charge Details



00000027-0000291-Page 13 of 22



Electric Charges

Lighting Service Items LS-1 (Bright Choices) for 29 days

| | | |
|-----------------------------------|-------------------------|----------|
| Lighting Energy Charge | 496 kWh @ \$0.03406/kWh | \$16.89 |
| Fixture & Maintenance Charge | 31 Fixtures | \$290.78 |
| Lighting Pole / Wire | 31 Poles | \$526.07 |
| Lighting Fuel Charge | 496 kWh @ \$0.03806/kWh | \$18.88 |
| Storm Protection Charge | 496 kWh @ \$0.03877/kWh | \$19.23 |
| Clean Energy Transition Mechanism | 496 kWh @ \$0.00036/kWh | \$0.18 |
| Storm Surcharge | 496 kWh @ \$0.00074/kWh | \$0.37 |
| Florida Gross Receipt Tax | | \$1.42 |

Lighting Charges

\$873.82

Current Month's Electric Charges

\$873.82

Billing information continues on next page →



Service Address: OAK CREEK 1A, TAMPA, FL 33602-0000

Service Period: 01/24/2024 - 02/21/2024

Rate Schedule: Lighting Service

Charge Details



Electric Charges

Lighting Service Items LS-1 (Bright Choices) for 29 days

| | | |
|-----------------------------------|-------------------------|----------|
| Lighting Energy Charge | 560 kWh @ \$0.03406/kWh | \$19.07 |
| Fixture & Maintenance Charge | 35 Fixtures | \$328.30 |
| Lighting Pole / Wire | 35 Poles | \$593.95 |
| Lighting Fuel Charge | 560 kWh @ \$0.03806/kWh | \$21.31 |
| Storm Protection Charge | 560 kWh @ \$0.03877/kWh | \$21.71 |
| Clean Energy Transition Mechanism | 560 kWh @ \$0.00036/kWh | \$0.20 |
| Storm Surcharge | 560 kWh @ \$0.00074/kWh | \$0.41 |
| Florida Gross Receipt Tax | | \$1.61 |

Lighting Charges

\$986.56

Current Month's Electric Charges

\$986.56

Billing information continues on next page →



Service Address: 5707 STILL WATER DR, #B, RIVERVIEW, FL 33569-0000

Meter Read


Meter Location: # B

Service Period: 01/04/2024 - 02/01/2024


Rate Schedule: General Service - Non Demand

| Meter Number | Read Date | Current Reading | Previous Reading | Total Used | Multiplier | Billing Period |
|--------------|------------|-----------------|------------------|------------|------------|----------------|
| 1000538189 | 02/01/2024 | 39,143 | 38,507 | 636 kWh | 1 | 29 Days |

Charge Details

| | | | |
|---|-------------------------|-----------------|--|
|  | Electric Charges | | |
| Daily Basic Service Charge | 29 days @ \$0.75000 | \$21.75 | |
| Energy Charge | 636 kWh @ \$0.08192/kWh | \$52.10 | |
| Fuel Charge | 636 kWh @ \$0.03843/kWh | \$24.44 | |
| Storm Protection Charge | 636 kWh @ \$0.00775/kWh | \$4.93 | |
| Clean Energy Transition Mechanism | 636 kWh @ \$0.00427/kWh | \$2.72 | |
| Storm Surcharge | 636 kWh @ \$0.00225/kWh | \$1.43 | |
| Florida Gross Receipt Tax | | \$2.75 | |
| Electric Service Cost | | \$110.12 | |

Avg kWh Used Per Day



Current Month's Electric Charges

\$110.12

Billing information continues on next page →



Agenda Page 101
 Sub-Account #: 211014450376
 Statement Date: 03/01/2024

Service Address: 5707 STILL WATER DR, #C, RIVERVIEW, FL 33569-0000

Meter Read

Meter Location: # C


Service Period: 01/04/2024 - 02/01/2024

Rate Schedule: General Service - Non Demand

| Meter Number | Read Date | Current Reading | - | Previous Reading | = | Total Used | Multiplier | Billing Period |
|--------------|------------|-----------------|---|------------------|---|------------|------------|----------------|
| 1000492499 | 02/01/2024 | 35,740 | | 35,015 | | 725 kWh | 1 | 29 Days |

Charge Details

Avg kWh Used Per Day



Electric Charges

| | | |
|-----------------------------------|-------------------------|---------|
| Daily Basic Service Charge | 29 days @ \$0.75000 | \$21.75 |
| Energy Charge | 725 kWh @ \$0.08192/kWh | \$59.39 |
| Fuel Charge | 725 kWh @ \$0.03843/kWh | \$27.86 |
| Storm Protection Charge | 725 kWh @ \$0.00775/kWh | \$5.62 |
| Clean Energy Transition Mechanism | 725 kWh @ \$0.00427/kWh | \$3.10 |
| Storm Surcharge | 725 kWh @ \$0.00225/kWh | \$1.63 |
| Florida Gross Receipt Tax | | \$3.06 |

Electric Service Cost

\$122.41

Current Month's Electric Charges

\$122.41

Billing information continues on next page →



Service Address: 5707 STILL WATER DR, #D, RIVERVIEW, FL 33569-0000

Meter Read

Meter Location: # D

Service Period: 01/04/2024 - 02/01/2024

Rate Schedule: General Service - Non Demand

| Meter Number | Read Date | Current Reading | Previous Reading | = | Total Used | Multiplier | Billing Period |
|--------------|------------|-----------------|------------------|---|------------|------------|----------------|
| 1000492524 | 02/01/2024 | 26,518 | 25,964 | | 554 kWh | 1 | 29 Days |

Charge Details




Electric Charges

| | | |
|-----------------------------------|-------------------------|---------|
| Daily Basic Service Charge | 29 days @ \$0.75000 | \$21.75 |
| Energy Charge | 554 kWh @ \$0.08192/kWh | \$45.38 |
| Fuel Charge | 554 kWh @ \$0.03843/kWh | \$21.29 |
| Storm Protection Charge | 554 kWh @ \$0.00775/kWh | \$4.29 |
| Clean Energy Transition Mechanism | 554 kWh @ \$0.00427/kWh | \$2.37 |
| Storm Surcharge | 554 kWh @ \$0.00225/kWh | \$1.25 |
| Florida Gross Receipt Tax | | \$2.47 |

Electric Service Cost

\$98.80

Avg kWh Used Per Day



Current Month's Electric Charges

\$98.80

Billing information continues on next page →



Service Address: 5707 STILL RIVER DR, #A, RIVERVIEW, FL 33569-0000

Meter Read

Meter Location: # A


Service Period: 01/04/2024 - 02/01/2024

Rate Schedule: General Service - Non Demand

| Meter Number | Read Date | Current Reading | Previous Reading | Total Used | Multiplier | Billing Period |
|--------------|------------|-----------------|------------------|------------|------------|----------------|
| 1000536130 | 02/01/2024 | 11,125 | 10,879 | 246 kWh | 1 | 29 Days |

Charge Details

Avg kWh Used Per Day



Electric Charges

| | | |
|-----------------------------------|-------------------------|---------|
| Daily Basic Service Charge | 29 days @ \$0.75000 | \$21.75 |
| Energy Charge | 246 kWh @ \$0.08192/kWh | \$20.15 |
| Fuel Charge | 246 kWh @ \$0.03843/kWh | \$9.45 |
| Storm Protection Charge | 246 kWh @ \$0.00775/kWh | \$1.91 |
| Clean Energy Transition Mechanism | 246 kWh @ \$0.00427/kWh | \$1.05 |
| Storm Surcharge | 246 kWh @ \$0.00225/kWh | \$0.55 |
| Florida Gross Receipt Tax | | \$1.41 |

Electric Service Cost

\$56.27

Current Month's Electric Charges

\$56.27

Billing information continues on next page →



Service Address: 7330 FALKENBURG RD ENT, RIVERVIEW, FL 33578-0000

Meter Read



Service Period: 01/04/2024 - 02/01/2024

Rate Schedule: General Service - Non Demand

| Meter Number | Read Date | Current Reading | - Previous Reading | = Total Used | Multiplier | Billing Period |
|--------------|------------|-----------------|--------------------|--------------|------------|----------------|
| 1000323057 | 02/01/2024 | 29,119 | 28,797 | 322 kWh | 1 | 29 Days |

Charge Details

Avg kWh Used Per Day



00000027-0000294-Page 19 of 22



Electric Charges

| | | |
|-----------------------------------|-------------------------|---------|
| Daily Basic Service Charge | 29 days @ \$0.75000 | \$21.75 |
| Energy Charge | 322 kWh @ \$0.08192/kWh | \$26.38 |
| Fuel Charge | 322 kWh @ \$0.03843/kWh | \$12.37 |
| Storm Protection Charge | 322 kWh @ \$0.00775/kWh | \$2.50 |
| Clean Energy Transition Mechanism | 322 kWh @ \$0.00427/kWh | \$1.37 |
| Storm Surcharge | 322 kWh @ \$0.00225/kWh | \$0.72 |
| Florida Gross Receipt Tax | | \$1.67 |

Electric Service Cost

\$66.76

Current Month's Electric Charges

\$66.76

Billing information continues on next page →



Agenda Page 105
 Sub-Account #: 211014431317
 Statement Date: 03/01/2024

Service Address: OAK CREEK SF, PH 2B4, TAMPA, FL 33602-0000

Service Period: 01/24/2024 - 02/21/2024

Rate Schedule: Lighting Service

Charge Details



Electric Charges

Lighting Service Items LS-1 (Bright Choices) for 29 days

| | | |
|-----------------------------------|-------------------------|----------|
| Lighting Energy Charge | 144 kWh @ \$0.03406/kWh | \$4.90 |
| Fixture & Maintenance Charge | 9 Fixtures | \$84.42 |
| Lighting Pole / Wire | 9 Poles | \$152.73 |
| Lighting Fuel Charge | 144 kWh @ \$0.03806/kWh | \$5.48 |
| Storm Protection Charge | 144 kWh @ \$0.03877/kWh | \$5.58 |
| Clean Energy Transition Mechanism | 144 kWh @ \$0.00036/kWh | \$0.05 |
| Storm Surcharge | 144 kWh @ \$0.00074/kWh | \$0.11 |
| Florida Gross Receipt Tax | | \$0.41 |

Lighting Charges

\$253.68

Current Month's Electric Charges

\$253.68

Billing information continues on next page →

Service Address: OAK CREEK SF PH2B 2/3, LUTZ, FL 33549-0000

Service Period: 01/24/2024 - 02/21/2024

Rate Schedule: Lighting Service

Charge Details



Electric Charges

Lighting Service Items LS-1 (Bright Choices) for 29 days

| | | |
|-----------------------------------|-------------------------|----------|
| Lighting Energy Charge | 240 kWh @ \$0.03406/kWh | \$8.17 |
| Fixture & Maintenance Charge | 15 Fixtures | \$140.70 |
| Lighting Pole / Wire | 19 Poles | \$322.43 |
| Lighting Fuel Charge | 240 kWh @ \$0.03806/kWh | \$9.13 |
| Storm Protection Charge | 240 kWh @ \$0.03877/kWh | \$9.30 |
| Clean Energy Transition Mechanism | 240 kWh @ \$0.00036/kWh | \$0.09 |
| Storm Surcharge | 240 kWh @ \$0.00074/kWh | \$0.18 |
| Florida Gross Receipt Tax | | \$0.69 |

Lighting Charges

\$490.69

Current Month's Electric Charges

\$490.69

Billing information continues on next page →




Service Address: OAK CREEK SF, PH HH, RIVERVIEW, FL 33569-0000

Service Period: 01/24/2024 - 02/21/2024

Rate Schedule: Lighting Service

Charge Details



Electric Charges

| Lighting Service Items LS-1 (Bright Choices) for 29 days | | |
|--|-------------------------|-----------------|
| Lighting Energy Charge | 224 kWh @ \$0.03406/kWh | \$7.63 |
| Fixture & Maintenance Charge | 14 Fixtures | \$131.32 |
| Lighting Pole / Wire | 14 Poles | \$237.58 |
| Lighting Fuel Charge | 224 kWh @ \$0.03806/kWh | \$8.53 |
| Storm Protection Charge | 224 kWh @ \$0.03877/kWh | \$8.68 |
| Clean Energy Transition Mechanism | 224 kWh @ \$0.00036/kWh | \$0.08 |
| Storm Surcharge | 224 kWh @ \$0.00074/kWh | \$0.17 |
| Florida Gross Receipt Tax | | \$0.64 |
| Lighting Charges | | \$394.63 |

Current Month's Electric Charges \$394.63

Total Current Month's Charges \$9,791.28

Important Messages

Removing Your Envelope. We've noticed that you have been paying your bill electronically lately. To help cut down on clutter and waste, we are no longer including a remittance envelope with your bill. Should you want to mail in your payment, you can request a payment envelope by calling 813-223-0800 or simply use a regular envelope and address it to TECO P.O. Box 31318, Tampa, Florida 33631-3318.



PARKWAY CENTER CDD
PARKWAY CENTER CDD
BLUE BEECH RD
RIVERVIEW, FL 33569-0000

Statement Date: March 07, 2024

Amount Due: \$661.31

Due Date: March 28, 2024

Account #: 211001800369

DO NOT PAY. Your account will be drafted on March 28, 2024

Account Summary

Current Service Period: February 02, 2024 - March 01, 2024

Previous Amount Due \$661.31

Payment(s) Received Since Last Statement -\$661.31

Current Month's Charges \$661.31

Amount Due by March 28, 2024 \$661.31

Amount not paid by due date may be assessed a late payment charge and an additional deposit.



Scan here to view
your account online.

One Less Worry :)

Go paperless and get
payment reminders
so you never lose
track of your bill.



TampaElectric.com/Paperless

Learn about your newly redesigned bill and get deeper insights about your usage by visiting TECOaccount.com

To ensure prompt credit, please return stub portion of this bill with your payment.



Account #: 211001800369

Due Date: March 28, 2024



Pay your bill online at TampaElectric.com

See reverse side of your paystub for more ways to pay.

Go Paperless, Go Green! Visit TampaElectric.com/Paperless to enroll now.

Received

MAR 13

Amount Due: \$661.31

Payment Amount: \$ _____

626692829779

Your account will be
drafted on March 28, 2024

PARKWAY CENTER CDD
PARKWAY CENTER CDD
2005 PAN AM CIRCLE SUITE 300
TAMPA, FL 33607-6008

Mail payment to:
TECO
P.O. BOX 31318
TAMPA, FL 33631-3318

Make check payable to: TECO
Please write your account number on the memo line of your check.

00000049-0000501-Page 3 of 18



Service For:
BLUE BEECH RD
RIVERVIEW, FL 33569-0000

Account #: 211001800369
Statement Date: March 07, 2024
Charges Due: March 28, 2024

Service Period: Feb 02, 2024 - Mar 01, 2024

Rate Schedule: Lighting Service

Charge Details

Important Messages

Removing Your Envelope. We've noticed that you have been paying your bill electronically lately. To help cut down on clutter and waste, we are no longer including a remittance envelope with your bill. Should you want to mail in your payment, you can request a payment envelope by calling 813-223-0800 or simply use a regular envelope and address it to TECO P.O. Box 31318, Tampa, Florida 33631-3318.



Electric Charges

Lighting Service Items LS-1 (Bright Choices) for 29 days

| | | |
|-----------------------------------|-------------------------|----------|
| Lighting Energy Charge | 240 kWh @ \$0.03406/kWh | \$8.17 |
| Fixture & Maintenance Charge | 15 Fixtures | \$140.70 |
| Lighting Pole / Wire | 15 Poles | \$493.05 |
| Lighting Fuel Charge | 240 kWh @ \$0.03806/kWh | \$9.13 |
| Storm Protection Charge | 240 kWh @ \$0.03877/kWh | \$9.30 |
| Clean Energy Transition Mechanism | 240 kWh @ \$0.00036/kWh | \$0.09 |
| Storm Surcharge | 240 kWh @ \$0.00074/kWh | \$0.18 |
| Florida Gross Receipt Tax | | \$0.69 |

Lighting Charges **\$661.31**

Total Current Month's Charges

\$661.31

For more information about your bill and understanding your charges, please visit TampaElectric.com

Ways To Pay Your Bill



Bank Draft

Visit TECOaccount.com for free recurring or one time payments via checking or savings account.



In-Person

Find list of Payment Agents at TampaElectric.com



Mail A Check

Payments:
TECO
P.O. Box 31318
Tampa, FL 33631-3318
Mail your payment in the enclosed envelope.



Credit or Debit Card

Pay by credit Card using KUBRA EZ-Pay at TECOaccount.com. Convenience fee will be charged.



Phone

Toll Free:
866-689-6469

All Other

Correspondences:
Tampa Electric
P.O. Box 111
Tampa, FL 33601-0111

Contact Us

Online:

TampaElectric.com

Phone:

Commercial Customer Care:
866-832-6249
Residential Customer Care:
813-223-0800 (Hillsborough)
863-299-0800 (Polk County)
888-223-0800 (All Other Counties)

Hearing Impaired/TTY:

7-1-1

Power Outage:

877-588-1010

Energy-Saving Programs:

813-275-3909

Please Note: If you choose to pay your bill at a location not listed on our website or provided by Tampa Electric, you are paying someone who is not authorized to act as a payment agent at Tampa Electric. You bear the risk that this unauthorized party will relay the payment to Tampa Electric and do so in a timely fashion. Tampa Electric is not responsible for payments made to unauthorized agents, including their failure to deliver or timely deliver the payment to us. Such failures may result in late payment charges to your account or service disconnection.



PARKWAY CENTER CDD
PARKWAY CENTER CDD
OAK CRK PRC 6 BLVD
RIVERVIEW, FL 33578-0000

Statement Date: March 07, 2024

Amount Due: \$623.19

Due Date: March 28, 2024

Account #: 211001800609

DO NOT PAY. Your account will be drafted on March 28, 2024

Account Summary

Current Service Period: February 02, 2024 - March 01, 2024

| | |
|--|-----------|
| Previous Amount Due | \$623.19 |
| Payment(s) Received Since Last Statement | -\$623.19 |

| | |
|--------------------------------|-----------------|
| Current Month's Charges | \$623.19 |
|--------------------------------|-----------------|

| | |
|-------------------------------------|-----------------|
| Amount Due by March 28, 2024 | \$623.19 |
|-------------------------------------|-----------------|

Amount not paid by due date may be assessed a late payment charge and an additional deposit.



Scan here to view
your account online.

One Less Worry :)

Go paperless and get
payment reminders
so you never lose
track of your bill.



[TampaElectric.com/Paperless](https://www.tampaelectric.com/Paperless)

Learn about your newly redesigned bill and get deeper insights about your usage by visiting [TECOaccount.com](https://www.tecoaccount.com)



To ensure prompt credit, please return stub portion of this bill with your payment.

Account #: 211001800609

Due Date: March 28, 2024



Pay your bill online at TampaElectric.com

See reverse side of your paystub for more ways to pay.

Go Paperless, Go Green! Visit [TampaElectric.com/Paperless](https://www.tampaelectric.com/Paperless) to enroll now.

Amount Due: \$623.19

Payment Amount: \$ _____

626692829780

Your account will be
drafted on March 28, 2024

PARKWAY CENTER CDD
PARKWAY CENTER CDD
2005 PAN AM CIRCLE SUITE 300
TAMPA, FL 33607

Mail payment to:
TECO
P.O. BOX 31318
TAMPA, FL 33631-3318

Make check payable to: TECO

Please write your account number on the memo line of your check.

00000049-0000507-Page 15 of 18




Service For:
OAK CRK PRC 6 BLVD
RIVERVIEW, FL 33578-0000

Account #: 211001800609
Statement Date: March 07, 2024
Charges Due: March 28, 2024

Service Period: Feb 02, 2024 - Mar 01, 2024

Rate Schedule: Lighting Service

Charge Details



Electric Charges

Lighting Service Items LS-1 (Bright Choices) for 29 days

| | | |
|-----------------------------------|-------------------------|----------|
| Lighting Energy Charge | 260 kWh @ \$0.03406/kWh | \$8.86 |
| Fixture & Maintenance Charge | 13 Fixtures | \$166.01 |
| Lighting Pole / Wire | 13 Poles | \$427.31 |
| Lighting Fuel Charge | 260 kWh @ \$0.03806/kWh | \$9.90 |
| Storm Protection Charge | 260 kWh @ \$0.03877/kWh | \$10.08 |
| Clean Energy Transition Mechanism | 260 kWh @ \$0.00036/kWh | \$0.09 |
| Storm Surcharge | 260 kWh @ \$0.00074/kWh | \$0.19 |
| Florida Gross Receipt Tax | | \$0.75 |

| | |
|------------------|----------|
| Lighting Charges | \$623.19 |
|------------------|----------|

Total Current Month's Charges \$623.19

Important Messages

Removing Your Envelope. We've noticed that you have been paying your bill electronically lately. To help cut down on clutter and waste, we are no longer including a remittance envelope with your bill. Should you want to mail in your payment, you can request a payment envelope by calling 813-223-0800 or simply use a regular envelope and address it to TECO P.O. Box 31318, Tampa, Florida 33631-3318.

00000049-00000507- Page 16 of 18

For more information about your bill and understanding your charges, please visit [TampaElectric.com](https://www.tampaelectric.com)

Ways To Pay Your Bill

Bank Draft
Visit TECOaccount.com for free recurring or one time payments via checking or savings account.

In-Person
Find list of Payment Agents at TampaElectric.com

Mail A Check
Payments:
TECO
P.O. Box 31318
Tampa, FL 33631-3318
Mail your payment in the enclosed envelope.

Credit or Debit Card
Pay by credit Card using KUBRA EZ-Pay at TECOaccount.com. Convenience fee will be charged.

Phone
Toll Free: **866-689-6469**

All Other Correspondences:
Tampa Electric
P.O. Box 111
Tampa, FL 33601-0111

Contact Us

Online:
TampaElectric.com

Phone:
Commercial Customer Care: 866-832-6249
Residential Customer Care: 813-223-0800 (Hillsborough)
863-299-0800 (Polk County)
888-223-0800 (All Other Counties)

Hearing Impaired/TTY: 7-1-1

Power Outage: 877-588-1010

Energy-Saving Programs: 813-275-3909

Please Note: If you choose to pay your bill at a location not listed on our website or provided by Tampa Electric, you are paying someone who is not authorized to act as a payment agent at Tampa Electric. You bear the risk that this unauthorized party will relay the payment to Tampa Electric and do so in a timely fashion. Tampa Electric is not responsible for payments made to unauthorized agents, including their failure to deliver or timely deliver the payment to us. Such failures may result in late payment charges to your account or service disconnection.



PARKWAY CENTER CDD
7461 S FALKENBURG RD. AND S 78TH ST.
RIVERVIEW, FL 33578

Statement Date: March 07, 2024

Amount Due: \$315.20

Due Date: March 28, 2024

Account #: 221007991963

DO NOT PAY. Your account will be drafted on March 28, 2024

Account Summary

Current Service Period: February 02, 2024 - March 01, 2024

Previous Amount Due \$315.20

Payment(s) Received Since Last Statement -\$315.20

Current Month's Charges \$315.20

Amount Due by March 28, 2024 \$315.20

Amount not paid by due date may be assessed a late payment charge and an additional deposit.



Scan here to view
your account online.

One Less Worry :)

Go paperless and get
payment reminders
so you never lose
track of your bill.



TampaElectric.com/Paperless

Learn about your newly redesigned bill and get deeper insights about your usage by visiting TECOaccount.com



To ensure prompt credit, please return stub portion of this bill with your payment.

Account #: 221007991963

Due Date: March 28, 2024



Pay your bill online at TampaElectric.com

See reverse side of your paystub for more ways to pay.

Go Paperless, Go Green! Visit TampaElectric.com/Paperless to enroll now.

Amount Due: \$315.20

Payment Amount: \$ _____

620519991845

Your account will be
drafted on March 28, 2024

PARKWAY CENTER CDD
2005 PAN AM CIRCLE SUITE 300
TAMPA, FL 33607

Mail payment to:
TECO
P.O. BOX 31318
TAMPA, FL 33631-3318

Make check payable to: TECO
Please write your account number on the memo line of your check.

00000049-0000505- Page 11 of 18



Service For:
7461 S FALKENBURG RD. AND S 78TH ST.
RIVERVIEW, FL 33578

Account #: 221007991963
Statement Date: March 07, 2024
Charges Due: March 28, 2024

Service Period: Feb 02, 2024 - Mar 01, 2024

Rate Schedule: Lighting Service

Charge Details

Important Messages

Removing Your Envelope. We've noticed that you have been paying your bill electronically lately. To help cut down on clutter and waste, we are no longer including a remittance envelope with your bill. Should you want to mail in your payment, you can request a payment envelope by calling 813-223-0800 or simply use a regular envelope and address it to TECO P.O. Box 31318, Tampa, Florida 33631-3318.



Electric Charges

Lighting Service Items LS-1 (Bright Choices) for 29 days

| | | |
|-----------------------------------|-------------------------|----------|
| Lighting Energy Charge | 162 kWh @ \$0.03406/kWh | \$5.52 |
| Fixture & Maintenance Charge | 6 Fixtures | \$126.66 |
| Lighting Pole / Wire | 6 Poles | \$169.92 |
| Lighting Fuel Charge | 162 kWh @ \$0.03806/kWh | \$6.17 |
| Storm Protection Charge | 162 kWh @ \$0.03877/kWh | \$6.28 |
| Clean Energy Transition Mechanism | 162 kWh @ \$0.00036/kWh | \$0.06 |
| Storm Surcharge | 162 kWh @ \$0.00074/kWh | \$0.12 |
| Florida Gross Receipt Tax | | \$0.47 |

Lighting Charges

\$315.20

Total Current Month's Charges

\$315.20

For more information about your bill and understanding your charges, please visit [TampaElectric.com](https://www.tampaelectric.com)

Ways To Pay Your Bill



Bank Draft

Visit TECOaccount.com for free recurring or one time payments via checking or savings account.



In-Person

Find list of Payment Agents at TampaElectric.com



Mail A Check

Payments:
TECO
P.O. Box 31318
Tampa, FL 33631-3318
Mail your payment in the enclosed envelope.



Credit or Debit Card

Pay by credit Card using KUBRA EZ-Pay at TECOaccount.com. Convenience fee will be charged.



Phone

Toll Free:
866-689-6469

All Other Correspondences:
Tampa Electric
P.O. Box 111
Tampa, FL 33601-0111

Contact Us

Online:

TampaElectric.com

Phone:

Commercial Customer Care:
866-832-6249
Residential Customer Care:
813-223-0800 (Hillsborough)
863-299-0800 (Polk County)
888-223-0800 (All Other Counties)

Hearing Impaired/TTY:

7-1-1

Power Outage:

877-588-1010

Energy-Saving Programs:

813-275-3909

Please Note: If you choose to pay your bill at a location not listed on our website or provided by Tampa Electric, you are paying someone who is not authorized to act as a payment agent at Tampa Electric. You bear the risk that this unauthorized party will relay the payment to Tampa Electric and do so in a timely fashion. Tampa Electric is not responsible for payments made to unauthorized agents, including their failure to deliver or timely deliver the payment to us. Such failures may result in late payment charges to your account or service disconnection.



PARKWAY CENTER CDD
7461 S FALKENBURG RD
RIVERVIEW, FL 33578

Agenda Page 114
Statement Date: March 07, 2024

Amount Due: \$1,046.28

Due Date: March 28, 2024
Account #: 221008055560

DO NOT PAY. Your account will be drafted on March 28, 2024

Account Summary

Current Service Period: February 02, 2024 - March 01, 2024

| | |
|--|-----------|
| Previous Amount Due | \$932.17 |
| Payment(s) Received Since Last Statement | -\$932.17 |

Current Month's Charges **\$1,046.28**

Amount Due by March 28, 2024 **\$1,046.28**

Amount not paid by due date may be assessed a late payment charge and an additional deposit.

Your Energy Insight



Your average daily kWh used was **36.27% higher** than the same period last year.



Your peak billing demand was **13.04% higher** than the same period last year.



Scan here to view your account online.

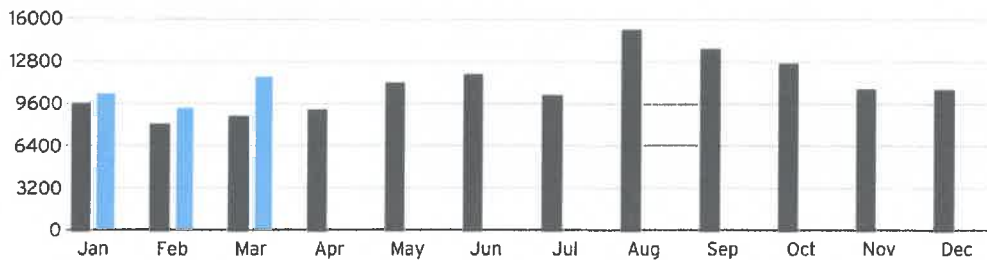
One Less Worry :)

Go paperless and get payment reminders so you never lose track of your bill.



TampaElectric.com/Paperless

Monthly Usage (kWh)



Learn about your newly redesigned bill and get deeper insights about your usage by visiting TECOaccount.com



To ensure prompt credit, please return stub portion of this bill with your payment.

Account #: 221008055560
Due Date: March 28, 2024



Pay your bill online at TampaElectric.com

See reverse side of your paystub for more ways to pay.

Go Paperless, Go Green! Visit TampaElectric.com/Paperless to enroll now.

Amount Due: \$1,046.28

Payment Amount: \$ _____

618050858916

Your account will be drafted on March 28, 2024



00003695 FTECO103072423382210 00000 03 00000000 17816 003

PARKWAY CENTER CDD
2005 PAN AM CIR, STE 120
TAMPA, FL 33607-2529

Mail payment to:
TECO
P.O. BOX 31318
TAMPA, FL 33631-3318

Make check payable to: TECO

Please write your account number on the memo line of your check.



Service For:
7461 S FALKENBURG RD
RIVERVIEW, FL 33578

Account #: 221008055560
Statement Date: March 07, 2024
Charges Due: March 28, 2024

Meter Read

Meter Location: CLUBHOUSE

Service Period: Feb 02, 2024 - Mar 01, 2024

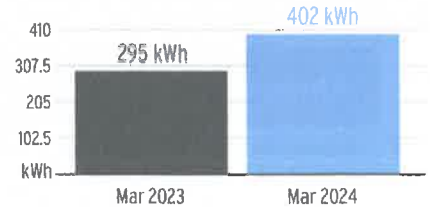
Rate Schedule: General Service Demand - Standard

| Meter Number | Read Date | Current Reading | Previous Reading | = | Total Used | Multiplier | Billing Period |
|--------------|------------|-----------------|------------------|---|------------|------------|----------------|
| 1000813546 | 03/01/2024 | 90,670 | 79,026 | | 11,644 kWh | 1 | 29 Days |
| 1000813546 | 03/01/2024 | 26.25 | 0 | | 26.25 kW | 1 | 29 Days |


Charge Details

| Electric Charges | | |
|-----------------------------------|----------------------------|-------------------|
| Daily Basic Service Charge | 29 days @ \$1.08000 | \$30.24 |
| Billing Demand Charge | 26 kW @ \$14.20000/kW | \$369.20 |
| Energy Charge | 11,644 kWh @ \$0.00736/kWh | \$85.70 |
| Fuel Charge | 11,644 kWh @ \$0.03843/kWh | \$447.48 |
| Capacity Charge | 26 kW @ \$0.20000/kW | \$5.20 |
| Storm Protection Charge | 26 kW @ \$0.72000/kW | \$18.72 |
| Energy Conservation Charge | 26 kW @ \$0.73000/kW | \$18.98 |
| Environmental Cost Recovery | 11,644 kWh @ \$0.00081/kWh | \$9.43 |
| Clean Energy Transition Mechanism | 26 kW @ \$1.12000/kW | \$29.12 |
| Storm Surcharge | 11,644 kWh @ \$0.00052/kWh | \$6.05 |
| Florida Gross Receipt Tax | | \$26.16 |
| Electric Service Cost | | \$1,046.28 |

Avg kWh Used Per Day



Billing Demand (kW)



Total Current Month's Charges

\$1,046.28

For more information about your bill and understanding your charges, please visit [TampaElectric.com](https://www.tampaelectric.com)

Ways To Pay Your Bill

- Bank Draft**
Visit [TECOaccount.com](https://www.tecoaccount.com) for free recurring or one time payments via checking or savings account.
- In-Person**
Find list of Payment Agents at [TampaElectric.com](https://www.tampaelectric.com)
- Mail A Check**
Payments:
TECO
P.O. Box 31318
Tampa, FL 33631-3318
Mail your payment in the enclosed envelope.
- Credit or Debit Card**
Pay by credit Card using KUBRA EZ-Pay at [TECOaccount.com](https://www.tecoaccount.com). Convenience fee will be charged.
- Phone**
Toll Free:
866-689-6469
- All Other Correspondences:**
Tampa Electric
P.O. Box 111
Tampa, FL 33601-0111

Contact Us

- Online:**
[TampaElectric.com](https://www.tampaelectric.com)

Phone:
Commercial Customer Care:
866-832-6249
Residential Customer Care:
813-223-0800 (Hillsborough)
863-299-0800 (Polk County)
888-223-0800 (All Other Counties)
- Hearing Impaired/TTY:**
7-1-1

Power Outage:
877-588-1010

Energy-Saving Programs:
813-275-3909

Please Note: If you choose to pay your bill at a location not listed on our website or provided by Tampa Electric, you are paying someone who is not authorized to act as a payment agent at Tampa Electric. You bear the risk that this unauthorized party will relay the payment to Tampa Electric and do so in a timely fashion. Tampa Electric is not responsible for payments made to unauthorized agents, including their failure to deliver or timely deliver the payment to us. Such failures may result in late payment charges to your account or service disconnection.

MAR 18, 24



REMITTANCE ADDRESS
Post Office Box 830719
Birmingham, Alabama 35283-0719
Main: (205) 251-3000
<https://www.BURR.com/payment/>
Tax ID #63-0322727

PARKWAY CENTER CDD
[REDACTED]
2005 PAN AM CIRCLE, STE 300
TAMPA, FL 33607-2529

14 Mar 2024
Invoice # 1458556
Bill Atty: S. Steady
As of 02/29/24

1202882 PARKWAY CENTER CDD
0002817 Parkway General File

BILL SUMMARY THROUGH FEBRUARY 29, 2024

| | |
|----------------------------|-------------------|
| Professional Services | \$942.50 |
| Disbursements | \$8.32 |
| TOTAL DUE THIS BILL | \$950.82 |
| Previous Balance Due | \$130.00 |
| TOTAL BALANCE DUE | \$1,080.82 |

WIRING INSTRUCTIONS:

**Burr & Forman LLP Operating Account Wiring Instructions
Fees and Expenses Only**

Account Name: Burr & Forman LLP
420 North 20th Street, Suite 3400
Birmingham, Alabama 35203
Financial Institution: Synovus Bank
1137 1st Avenue
Columbus, GA 31901
Domestic Wire and ACH ABA No.: 061100606
Account Number: 1005853518
International Wires SWIFT BIC: FICOUS44
Burr & Forman Tax ID: 63-0322727
Please list the Invoice Number and Client-Matter Number in the Reference field.
Should you need assistance, please email AccountsReceivable@burr.com.

REMITTANCE COPY

PLEASE INCLUDE THE INVOICE NUMBER or CLIENT ID WITH YOUR PAYMENT

For your convenience, pay online at <https://www.Burr.com/payment> (Bank Draft or Credit Card)

Please direct inquiries to Ereina Guzman at eguzman@burr.com or BFReceivables@burr.com

BURR & FORMAN LLP

1202882 PARKWAY CENTER CDD
0002817 Parkway General File

14 Mar 2024
Invoice # 1458556
Page 2

PARKWAY CENTER CDD
[REDACTED]
2005 PAN AM CIRCLE, STE 300
TAMPA, FL 33607-2529

14 Mar 2024
Invoice # 1458556
Bill Atty: S. Steady
As of 02/29/24

EMPLOYER I.D. #63-0322727

1202882 PARKWAY CENTER CDD
0002817 Parkway General File

| Date | Description | Tkpr | Hours | Rate | Value |
|----------------|--|------|-------|--------|----------|
| 02/06/24 | Call from upset resident regarding fence relocation; follow-up call with Gene. | SIS | 0.30 | 325.00 | \$97.50 |
| 02/07/24 | Draft follow-up letter to resident regarding fence and email to Gene. | SIS | 0.40 | 325.00 | \$130.00 |
| 02/19/24 | Email from resident regarding fence; forward to Gene; email Yellowstone regarding settlement of invoice. | SIS | 0.30 | 325.00 | \$97.50 |
| 02/20/24 | Call with Gene to discuss bill from Yellowstone. | SIS | 0.20 | 325.00 | \$65.00 |
| 02/26/24 | Call to resident Hawthorn to address his concern with fence. | SIS | 0.20 | 325.00 | \$65.00 |
| 02/28/24 | Attend Board meeting. | SIS | 1.50 | 325.00 | \$487.50 |
| Total Services | | | | | \$942.50 |

| Date | Disbursements | Value |
|----------|---|-------|
| 02/08/24 | Postage – VENDOR: Postage (Import) INVOICE#: FEB-24 DATE: 2/29/2024 | 0.64 |
| 02/08/24 | Postage Import, Postage – VENDOR: Postage (Import) INVOICE#: FEB-24 DATE: 2/29/2024 | 0.64 |

BURR & FORMAN LLP

1202882 PARKWAY CENTER CDD
0002817 Parkway General File

14 Mar 2024
Invoice # 1458556
Page 3

| Date | Disbursements | Value |
|---------------------|---|--------|
| 02/08/24 | Postage Import, Postage – VENDOR: Postage (Import) INVOICE#: FEB-24 DATE: 2/29/2024 | 0.64 |
| 02/08/24 | Postage Import, Postage – VENDOR: Postage (Import) INVOICE#: FEB-24 DATE: 2/29/2024 | 0.64 |
| 02/08/24 | Postage Import, Postage – VENDOR: Postage (Import) INVOICE#: FEB-24 DATE: 2/29/2024 | 0.64 |
| 02/08/24 | Postage Import, Postage – VENDOR: Postage (Import) INVOICE#: FEB-24 DATE: 2/29/2024 | 0.64 |
| 02/08/24 | Postage Import, Postage – VENDOR: Postage (Import) INVOICE#: FEB-24 DATE: 2/29/2024 | 0.64 |
| 02/08/24 | Postage Import, Postage – VENDOR: Postage (Import) INVOICE#: FEB-24 DATE: 2/29/2024 | 0.64 |
| 02/08/24 | Postage Import, Postage – VENDOR: Postage (Import) INVOICE#: FEB-24 DATE: 2/29/2024 | 0.64 |
| 02/08/24 | Postage Import, Postage – VENDOR: Postage (Import) INVOICE#: FEB-24 DATE: 2/29/2024 | 0.64 |
| 02/08/24 | Postage Import, Postage – VENDOR: Postage (Import) INVOICE#: FEB-24 DATE: 2/29/2024 | 0.64 |
| 02/08/24 | Postage Import, Postage – VENDOR: Postage (Import) INVOICE#: FEB-24 DATE: 2/29/2024 | 0.64 |
| 02/08/24 | Postage Import, Postage – VENDOR: Postage (Import) INVOICE#: FEB-24 DATE: 2/29/2024 | 0.64 |
| 02/08/24 | Postage Import, Postage – VENDOR: Postage (Import) INVOICE#: FEB-24 DATE: 2/29/2024 | 0.64 |
| 02/08/24 | Postage Import, Postage – VENDOR: Postage (Import) INVOICE#: FEB-24 DATE: 2/29/2024 | 0.64 |
| Total Disbursements | | \$8.32 |

BURR & FORMAN LLP

1202882 PARKWAY CENTER CDD
0002817 Parkway General File

14 Mar 2024
Invoice # 1458556
Page 4

| | |
|----------------------------------|-------------------|
| Total Services and Disbursements | \$950.82 |
| Previous Balance Due | <u>\$130.00</u> |
| TOTAL NOW DUE | <u>\$1,080.82</u> |

SUMMARY OF SERVICES

| <u>Name</u> | <u>Rate</u> | <u>Hours</u> | <u>Amount</u> |
|-----------------|-------------|--------------|-----------------|
| Scott I. Steady | \$325.00 | <u>2.90</u> | <u>\$942.50</u> |
| TOTALS | | 2.90 | \$942.50 |

BURR & FORMAN LLP

1202882 PARKWAY CENTER CDD
0002817 Parkway General File

14 Mar 2024
Invoice # 1458556
Page 5

PREVIOUS BALANCE DETAIL

| Date | Invoice | Balance |
|-------------------------------|----------------|-----------------|
| 11/20/2023 | 1432987 | <u>\$130.00</u> |
| Total Previous Balance | | \$130.00 |



Invoice

Corporate Office
PO Box 267
Seffner, FL 33583

813-757-6500
813-757-6501

| Date | Invoice # |
|-----------|-----------|
| 2/29/2024 | 182357 |

| |
|---|
| Bill To: |
| Parkway Center CDD c/oInframark 210 N University Dr #702 Coral Springs, FL 33071 |

| |
|-----------------------------|
| Property Information |
| |

| |
|-------------------|
| Estimate # |
| |

| |
|---------------------|
| Work Order # |
| |

| |
|------------------|
| PO / PA # |
| |

| Description | Qty | Rate | Amount |
|--|---------------|------------------|-------------------------|
| Irrigation repair completed on 2-28-2024 DBR/Y splice kit Labor: 2 men @ \$ 130.00 per hour Tracked, located and repaired short in 2-wire path that was preventing 20 zones from working. | 16 7 | 3.86 130.00 | 61.76 910.00 |
| Controller I - Round Leaf and Nightshade. | | Total | \$971.76 |
| Questions regarding this invoice? Please e-mail arpayments@lmppro.com or call 813-757-6500 and ask for Accounts Receivable. If paying by credit card, please add a 3% processing fee of the Invoice total. Thank you. | Terms | Due Date | Payments/Credits |
| | Net 30 | 3/30/2024 | Balance Due |
| | | | \$0.00 |
| | | | \$971.76 |

Irrigation (Service) Proposal Request

Property: Parkway Center Club I DATE 2/28/24

Location Round Leaf - Nightshade

Emergency? _____

Work Ordered By: _____

Field Contact if any: _____

Phone _____ FSR/PROPOSAL # _____

Description of Work to be performed:

zones 20 to 8 do not work with controller tracked to troubleshoot issues

Materials needed :

16-270672 = 16 x 3.86 = \$ 61.76

Foreman: Rod F / Jose M.

Manager _____

Date Completed _____

Total Man Hours _____

Inspected by _____

Date _____

Special Tools Needed:

Rate 65/65

T. Labor. 7 hrs. \$ 910.00

T. materials = \$ 61.76

G. Total = \$ 971.76



Invoice

Corporate Office
PO Box 267
Seffner, FL 33583

813-757-6500
813-757-6501

| Date | Invoice # |
|-----------|-----------|
| 3/22/2024 | 182683 |

| |
|---|
| Bill To: |
| Parkway Center CDD c/oInframark 210 N University Dr #702 Coral Springs, FL 33071 |

| |
|-----------------------------|
| Property Information |
| |

| |
|-------------------|
| Estimate # |
| |

| |
|---------------------|
| Work Order # |
| |

| |
|------------------|
| PO / PA # |
| |

| Description | Qty | Rate | Amount |
|--|-----------|-------------------------|------------------|
| Irrigation modifications completed on 3-21-2024 Clubhouse - added 3 misters as needed for new annuals and capped zone lines by propane tank. Irrigation parts Labor: 2 men @ \$ 130.00 per hour | 1 1.25 | 26.48 130.00 | 26.48 162.50 |
| Deep Maple Dr. - repaired drip irrigation leaks and replaced clogged or damaged mister nozzles Irrigation parts Labor: 2 men @ \$ 130.00 per hour | 1 0.5 | 8.04 130.00 | 8.04 65.00 |
| | | Total | \$262.02 |
| Questions regarding this invoice? Please e-mail arpayments@lmppro.com or call 813-757-6500 and ask for Accounts Receivable. If paying by credit card, please add a 3% processing fee of the Invoice total. Thank you. | | Terms | Due Date |
| | | Net 30 | 4/21/2024 |
| | | Payments/Credits | \$0.00 |
| | | Balance Due | \$262.02 |

Irrigation Service/Proposal Request

| | |
|--|---------------------|
| Property: <u>Park Way</u> | DATE <u>3-21-24</u> |
| Location | |
| <u>Club House Center island + Corner of Club House</u> | |
| <u>by propane tanks</u> | |

Emergency? _____

Work Ordered By: _____

Field Contact if any: _____

Phone _____ FSR/PROPOSAL # _____

Description of Work to be performed:

Added maxi jets for new flowers. Capped zone lines temporarily for propane tanks work.

Materials needed :

3 BBB24B- 3.25- 9.75
3 MAR180W- 0.65- 1.95
6- 447-010- 1.11- 6.66
2- 448-015- 2.77- 5.54
2- 437-131- 1.29- 2.58

| | |
|-----------------------|----------------------------|
| Foreman: <u>David</u> | Special Tools Needed: |
| Manager | <u>Labor Rate 65/65</u> |
| Date Completed | <u>Labor 1hr 15min</u> |
| Total Man Hours | <u>Labor- 162.50</u> |
| Inspected by | <u>total parts- 26.48</u> |
| Date | <u>Grand totals 188.98</u> |

Irrigation Service/Proposal Request

| | |
|--------------------------|---------------------|
| Property: <u>Parkway</u> | DATE <u>3-21-24</u> |
| Location | |
| <u>Deep maple dr</u> | |
| | |
| | |

Emergency? _____

Work Ordered By: _____

Field Contact if any: _____

Phone _____ FSR/PROPOSAL # _____

Description of Work to be performed:

repaired drip leaks replaced main jet nozzles

Materials needed :

3- MAR 3/4" - 0.65" 1.95

6- XFFCOUP-0.65" 4.14

3 feet XFD 80912-0.65" 1.95

Foreman: David

Manager _____

Date Completed _____

Total Man Hours _____

Inspected by _____

Date _____

Special Tools Needed:

Labor Rate 65/65

Labor 30min

Labor 65.00

total parts: 8.04

Grand total 73.04



Corporate Office
PO Box 267
Seffner, FL 33583

813-757-6500
813-757-6501

Invoice

| Date | Invoice # |
|----------|-----------|
| 4/1/2024 | 182968 |

| Bill To: |
|---|
| Parkway Center CDD c/oInframark 210 N University Dr #702 Coral Springs, FL 33071 |

| Property Information |
|----------------------|
| |

| Estimate # |
|------------|
| 88166 |

| Work Order # |
|--------------|
| |

| PO / PA # |
|-----------|
| 101879 |

| Description | Qty | Rate | Amount |
|--|-------|-------------------------|-------------------|
| Installation of Spring annuals with additional annuals at the following locations: Riverview & Still Creek Entrance monument in order to mirror exit side, Falkenburg & Castle Creek monument to align & even out monument signage, Remove peanut and create annual bed at small island at clubhouse parking entrance. All work includes, clean-up, removal, and disposal of debris generated during the course of work. Note: Irrigation modifications necessary will be invoiced separately as 'time and materials' Note: LMP cannot guarantee or warranty new landscape material(s) that does not qualify for establishment watering under the local water restriction guidelines in effect at the time of installation. Supplemental or hand watering will be an additional cost. | | | |
| Annuals - Spring Mix 4" Pot | 1,054 | 2.75 | 2,898.50 |
| Mulch - Pine Fines (2cu) Bag | 3 | 17.15 | 51.45 |
| Bed Prep/ Debris/ Disposal | 1 | 225.00 | 225.00 |
| | | Total | \$3,174.95 |
| Questions regarding this invoice? Please e-mail arpayments@lmppro.com or call 813-757-6500 and ask for Accounts Receivable. If paying by credit card, please add a 3% processing fee of the Invoice total. Thank you. | | Terms | Due Date |
| | | Payments/Credits | |
| | | Net 30 | 5/1/2024 |
| | | Balance Due | \$0.00 |
| | | | \$3,174.95 |



Invoice

Corporate Office
PO Box 267
Seffner, FL 33583

813-757-6500
813-757-6501

| Date | Invoice # |
|-----------|-----------|
| 3/28/2024 | 182999 |

| |
|---|
| Bill To: |
| Parkway Center CDD c/oInframark 210 N University Dr #702 Coral Springs, FL 33071 |

| |
|-----------------------------|
| Property Information |
| |

| |
|-------------------|
| Estimate # |
| |

| |
|---------------------|
| Work Order # |
| |

| |
|------------------|
| PO / PA # |
| |

| Description | Qty | Rate | Amount |
|--|---------------|------------------|-------------------------|
| Irrigation inspection repairs completed on 3-27-2024 | | | |
| Still River controller | 1 | 88.69 | 88.69 |
| Irrigation parts | 1.5 | 65.00 | 97.50 |
| Labor: 1 man @ \$ 65.00 per hour | | | |
| NOTE: Zone 15 is not working from controller. A seperate proposal will be submitted. | | | |
| See attached inspection report. | | Total | \$186.19 |
| Questions regarding this invoice? Please e-mail arpayments@Imppro.com or call 813-757-6500 and ask for Accounts Receivable. If paying by credit card, please add a 3% processing fee of the Invoice total. Thank you. | Terms | Due Date | Payments/Credits |
| | Net 30 | 4/27/2024 | Balance Due |
| | | | \$0.00 |
| | | | \$186.19 |



Landscape
Maintenance
Professionals, Inc.

Property:

Parkway Center (Still River)

Date

3/27/20

Agenda Page 128

Technician

David

Arrive/ Depart

1

P.O. 267 Seffner, Florida 33583 * (813)757-6500 Fax: (813)757-6501 * www.lmpro.com

| Clock Type/ # | <i>Hunter AEC-2</i> | | | | | | Start | Sun | Mon | Tue | Wed | Thu | Fri | Sat |
|---------------|---------------------|--------------------|---|------------------|---|---|----------------|-----|-----|-----|-----|-----|-----|-----|
| Battery Date | | Confirm Time/ Date | Y | Time/Date Adjust | Y | N | Pgm A 1 | | | | | | ✓ | |
| Rain Sensor | <i>ok</i> | bad | | Battery Replaced | Y | N | <i>12:00</i> 2 | | | | | | | |
| Notes: | | | | | | | Pgm B 1 | | ✓ | | ✓ | | ✓ | |
| | | | | | | | <i>8:30</i> 2 | | | | | | | |
| | | | | | | | Pgm C 1 | ✓ | ✓ | | ✓ | | ✓ | ✓ |
| | | | | | | | <i>9:00</i> 2 | | | | | | | |
| | | | | | | | Pgm D 1 | | | | | | | |
| | | | | | | | 2 | | | | | | | |

| | | Programs | | | | | | | | | | | | | |
|--|------|----------|----|----|---|--|--|--|--|---|------------------------------|-----------|-------|----------|--|
| Zone # | Type | A | B | C | D | Zone Information | | | | Technician Use Only (Use Standard Invoice forms for additional charges) | | | | | |
| 1 | S | 25 | | | | OK | | | | | Labor | Hrs | Rate | Amount | |
| 2 | S | 25 | | | | OK | | | | | Supervisor: David F | 1.34 | 65 | 97.50 | |
| 3 | D | | 20 | | | OK | | | | | Technician: | | | | |
| 4 | D | | 20 | | | OK | | | | | Total Labor Charges \$ 97.50 | | | | |
| 5 | S | 25 | | | | OK | | | | | Materials | QTY | Unit | Extended | |
| 6 | S | 25 | | | | OK | | | | | PROS1251 | 1 | 16.90 | 16.90 | |
| 7 | S | 25 | | | | OK | | | | | H-8H | 2 | 1.90 | 3.80 | |
| 8 | S | 25 | | | | OK | | | | | 236234(solenoid) | 1 | 67.99 | 67.99 | |
| 9 | D | | 20 | | | OK | | | | | | | | | |
| 10 | S | 25 | | | | OK | | | | | | | | | |
| 11 | D | | 20 | | | OK | | | | | | | | | |
| 12 | S | 25 | | | | OK | | | | | | | | | |
| 13 | S | 25 | | | | 1-nozzle | | | | | | | | | |
| 14 | S | 25 | | | | OK | | | | | | | | | |
| 15 | | 45 | | | | not works | | | | | | | | | |
| 16 | | 25 | | | | does not exist | | | | | | | | | |
| 17 | S | 25 | | | | OK | | | | | | | | | |
| 18 | S | 25 | | | | OK | | | | | | | | | |
| 19 | S | | | 10 | | 1-12-Sprayer 1-nozzle | | | | | | | | | |
| 20 | S | 25 | | | | not works Replace Rainbird DC solenoid | | | | | | | | | |
| 21 | | | | | | | | | | | | | | | |
| 22 | | | | | | | | | | | | | | | |
| 23 | | | | | | | | | | | Total Materials | \$ 88.69 | | | |
| 24 | | | | | | | | | | | Total Labor | \$ 97.50 | | | |
| Season Adjust % | | | | | | | | | | | Grand Total | \$ 186.19 | | | |
| Run Time | | | | | | | | | | | Bill To: | | | | |
| Please make additional notes on the reverse side of this report - Use extra report as needed for programming information | | | | | | | | | | | | | | | |

Please make additional notes on the reverse side of this report - Use extra report as needed for programming information



201 EXECUTIVE CENTER DR., SUITE 100
COLUMBIA, SC 29210

Return Service Requested

Invoice Date: 03/04/2024

PARKWAY CENTER COMMUNITY DEVELOPMENT DISTRICT
2005 PAN AM CIRCLE SUITE 300
TAMPA FL 33607-6008

Remittance Section

Agenda Page 129

Contract Number: 40819292
Due Date: 3/25/2024
Amount Due: **\$1,211.56**

This statement is for information purposes only. We will be debiting the bank account you provided to us for the amount due on the due date as specified above.

000408192922024030400001211569



Keep lower portion for your records - Please return upper portion with your payment.

| DUE DATE | CONTRACT NO. | EQUIPMENT DESCRIPTION |
|---|--------------|--------------------------------|
| 3/25/2024 | 40819292 | FITNESS EQUIPMENT PER SCHEDULE |
| CUSTOMER NAME | | "A" |
| PARKWAY CENTER COMMUNITY DEVELOPMENT DISTRICT | | |

PH: 888-978-6353

Important Messages

INTRODUCING... <http://my.navitascredit.com>

Managing your account at Navitas has never been easier. Your secure sign-on lets you access your account when it's convenient for you. 24X7 service at my.navitascredit.com is now a simple click away.

- ➔ Update Account Information
- ➔ Manage Payments
- ➔ Download Invoices
- ➔ Access Additional Credit

Register Today at: <http://my.navitascredit.com>
Click the Link Above



| CONTRACT NUMBER | DESCRIPTION | DUE DATE | PAYMENT AMOUNT | SALES/USE TAX | LATE CHARGE | INSURANCE CHARGES | OTHER CHARGES | TOTAL AMOUNT |
|-----------------|--------------------------------|------------|----------------|---------------|-------------|-------------------|---------------|--------------|
| 40819292-1 | Property Tax and Admin FL 2023 | 03/25/2024 | | | | | \$445.53 | \$445.53 |
| | Contract Payment | 03/25/2024 | \$766.03 | | | | | \$766.03 |
| SUBTOTALS: | | | \$766.03 | | | | \$445.53 | \$1,211.56 |

Have you moved or changed your phone number or email address?

Please log onto my.navitascredit.com or email customerservice@navitascredit.com

Agenda Page 130

Your Opinion Matters

Navitas values your opinion; the more we listen to our customers, the better we can satisfy their equipment financing needs. Please take a few minutes to let us know how we are doing. Click the link below to get started.

<https://engage.navitascredit.com/Satisfaction-Survey>

Thank you for your business!

IMPORTANT REMINDER: Enclose remittance slip with your check and remit to the address shown below for payments to ensure accurate and timely processing of your payment. For prompt review and handling, please send other correspondence and notices separately to the attention of: **NAVITAS CREDIT CORP. 201 EXECUTIVE CENTER DR. SUITE 100 COLUMBIA, SC 29210**



PH: 888-978-6353

| DUE DATE | CONTRACT NO. | EQUIPMENT DESCRIPTION |
|--|--------------|--------------------------------|
| 3/25/2024 | 40819292 | FITNESS EQUIPMENT PER SCHEDULE |
| CUSTOMER NAME | | "A" |
| PARKWAY CENTER COMMUNITY DEVELOPMENT DISTRICT | | |

For Payments

Online: <http://my.navitascredit.com>

By Check:

NAVITAS CREDIT CORP.
PO BOX 935204
ATLANTA, GA 311935204

To Reach Us:

- By phone: 888-978-6353
- Customer service hours of operation: 8:30 AM to 5:00 PM, Mon-Fri Eastern Time
- By e-mail: customerservice@navitascredit.com
- For correspondence other than payments:

NAVITAS CREDIT CORP.
201 EXECUTIVE CENTER DR.
SUITE 100
COLUMBIA, SC 29210

For 24/7 online support, visit us @ <http://my.navitascredit.com>

CHECK REQUEST FORM
Parkway Center

| | |
|----------------------|---|
| Date: | 3/5/2024 |
| Invoice#: | 03042024-01 |
| Vendor#: | V00115 |
| Vendor Name: | Parkway Center |
| Pay From: | Wells Fargo Acct# 1958 |
| Description: | Series 2008 - FY 24 Tax Dist ID 665 |
| Code to: | 200.103200.1000 |
| Amount: | \$1,093.64 |
| Requested By: | <div>3/5/2024</div> <div><u>Teresa Farlow</u></div> |

PARKWAY CENTER CDD

DISTRICT CHECK REQUEST

| | |
|-----------------------------|--|
| Today's Date | <u>3/4/2024</u> |
| Payable To | <u>Parkway Center CDD</u> |
| Check Amount | <u>\$1,093.64</u> |
| Check Description | <u>Series 2008 - FY 22 Tax Dist. ID 665</u> |
| Check Amount | <u>\$495.29</u> |
| Check Description | <u>Series 2018-1 - FY 22 Tax Dist. ID 665</u> |
| Check Amount | <u>\$828.77</u> |
| Check Description | <u>Series 2018-2 - FY 22 Tax Dist. ID 665</u> |
| Special Instructions | <u>Do not mail. Please give to Eric Davidson</u> |

(Please attach all supporting documentation: invoices, receipts, etc.)

Eric

Authorization

| | |
|-------------|------------------|
| DM | |
| Fund | <u>001</u> |
| G/L | <u>20702</u> |
| Object Code | |
| Chk # | _____ Date _____ |

PARKWAY CENTER CDD

TAX REVENUE RECEIPTS AND TRANSFER SCHEDULE
Fiscal Year 2024, Tax Year 2023

| | Dollar Amounts | FY 2024 | |
|--------------|-----------------|---------|---------|
| Net O&M | \$ 1,042,691.93 | 53.74% | 0.537 |
| Net DS '18-1 | \$ 406,084.61 | 20.93% | 0.209 |
| Net DS '08 | \$ 183,908.43 | 9.48% | 0.095 |
| Net DS '18-2 | \$ 307,734.80 | 15.86% | 0.159 |
| Net Total | 1,940,419.77 | 100.00% | 100.00% |

92%

| Date Received | Amount Received | 53.74% | 53.74% | 20.93% | 20.93% | 9.48% | 9.48% | 15.86% | 15.86% | Proof | Date Transferred / Distribution ID | Notes / CDD check |
|--------------------------------|-----------------|-----------------------------------|-------------------------------|--|--|--|--------------------------------------|--|--|--------|------------------------------------|-------------------|
| | | Raw Numbers Operations Revenue | Rounded Operations Revenue | Raw Numbers 2018-1 Debt Service Revenue | Rounded 2018-1 Debt Service Revenue | Raw Numbers 2008 Debt Service Revenue | Rounded 2008 Debt Service Revenue | Raw Numbers 2018-2 AMENITY Debt Service Revenue | Rounded 2018-2 AMENITY Debt Service Revenue | | | |
| 11/8/2023 | 13,850.49 | 7,442.62 | 7,442.62 | 2,898.59 | 2,898.59 | 1,312.72 | 1,312.72 | 2,196.58 | 2,196.58 | (0.02) | 644 | 6220 |
| 11/17/2023 | 65,312.66 | 35,096.01 | 35,096.01 | 13,668.44 | 13,668.44 | 6,190.20 | 6,190.20 | 10,358.07 | 10,358.07 | (0.06) | 646 | 6220 |
| 11/22/2023 | 38,164.84 | 20,508.02 | 20,508.02 | 7,987.01 | 7,987.01 | 3,617.17 | 3,617.17 | 6,052.63 | 6,052.63 | 0.01 | 647 | 6239 |
| 12/5/2023 | 127,510.14 | 68,518.06 | 68,518.06 | 26,684.90 | 26,684.90 | 12,085.11 | 12,085.11 | 20,222.07 | 20,222.07 | - | 649 | 6233 |
| 12/7/2023 | 1,467,867.05 | 788,763.93 | 788,763.93 | 307,190.35 | 307,190.35 | 139,120.99 | 139,120.99 | 232,791.78 | 232,791.78 | - | 651 | 6239 |
| 12/15/2023 | 19,719.90 | 10,596.56 | 10,596.56 | 4,126.92 | 4,126.92 | 1,869.01 | 1,869.01 | 3,127.42 | 3,127.42 | (0.01) | 652 | 6239 |
| 1/5/2024 | 24,820.37 | 13,337.32 | 13,337.32 | 5,194.32 | 5,194.32 | 2,352.42 | 2,352.42 | 3,936.31 | 3,936.31 | - | 655 | 6252 |
| 2/2/2024 | 1,974.04 | 1,060.76 | 1,060.76 | 413.12 | 413.12 | 187.09 | 187.09 | 313.07 | 313.07 | - | Int 2/2/24 | 6277 |
| 2/7/2024 | 12,973.01 | 6,971.10 | 6,971.10 | 2,714.95 | 2,714.95 | 1,229.55 | 1,229.55 | 2,057.41 | 2,057.41 | - | 662 | 6277 |
| 3/4/2024 | 5,225.81 | 2,808.11 | 2,808.11 | 1,093.64 | 1,093.64 | 495.29 | 495.29 | 828.77 | 828.77 | - | 665 | |
| | | - | - | - | - | - | - | - | - | - | | |
| | | - | - | - | - | - | - | - | - | - | | |
| | | - | - | - | - | - | - | - | - | - | | |
| | | - | - | - | - | - | - | - | - | - | | |
| | | - | - | - | - | - | - | - | - | - | | |
| | | - | - | - | - | - | - | - | - | - | | |
| | | - | - | - | - | - | - | - | - | - | | |
| | | - | - | - | - | - | - | - | - | - | | |
| TOTAL | 1,777,418.31 | 955,102.48 | 955,102.49 | 371,972.23 | 371,972.24 | 168,459.56 | 168,459.55 | 281,884.10 | 281,884.11 | (0.08) | | |
| Net Total on Roll | 1,940,419.77 | | 1,042,691.93 | | 406,084.61 | | 183,908.43 | 307,734.80 | 307,734.80 | | | |
| Collection Surplus / (Deficit) | (163,001.46) | | (87,589.44) | | (34,112.37) | | (15,448.88) | (25,850.70) | (25,850.70) | | | |

Hillsborough County Tax Collector - Distribution by Agency - CURRENT YEAR - for 02-01-2024 to 02-29-2024 dated 03-05-2024. - Run 03/04/2024 11:01AM

| Distribution Category | Distribution ID | Act System Num | Funding Agency | Tax | Fees | Penalty | Interest | Discount | Allocated | Commission | Distributed Amt |
|--|-----------------|----------------|--------------------------------|-----------|------|---------|----------|----------|-----------|------------|-----------------|
| Real Estate Current | 665 | DD0010 | WINDEMERE SDD | 300.00 | 0.00 | 0.00 | 0.00 | -4.00 | 296.00 | 5.92 | 290.08 |
| Real Estate Current | 665 | DD0011 | COUNTRY PLACE SDD | 1,156.47 | 0.00 | 0.00 | 0.00 | -12.00 | 1,144.47 | 22.89 | 1,121.58 |
| Real Estate Current | 665 | DD0012 | TAMPA PALMS I CDD | 25,380.60 | 0.00 | 0.00 | 0.00 | -275.98 | 25,104.62 | 502.09 | 24,602.53 |
| Real Estate Installment | 665 | DD0012 | TAMPA PALMS I CDD | 106.91 | 0.00 | 0.00 | 0.00 | 0.00 | 106.91 | 2.14 | 104.77 |
| Real Estate Current, Real Estate Installment | 665 | DD0012 | TAMPA PALMS I CDD | 25,487.51 | 0.00 | 0.00 | 0.00 | -275.98 | 25,211.53 | 504.23 | 24,707.30 |
| Real Estate Current | 665 | DD0013 | BEACON MEADOWS SDD | 900.00 | 0.00 | 0.00 | 0.00 | -10.50 | 889.50 | 17.79 | 871.71 |
| Real Estate Installment | 665 | DD0013 | BEACON MEADOWS SDD | 39.15 | 0.00 | 0.00 | 0.00 | 0.00 | 39.15 | 0.79 | 38.36 |
| Real Estate Current, Real Estate Installment | 665 | DD0013 | BEACON MEADOWS SDD | 939.15 | 0.00 | 0.00 | 0.00 | -10.50 | 928.65 | 18.58 | 910.07 |
| Real Estate Current | 665 | DD0016 | COUNTRY LAKES SDD | 150.00 | 0.00 | 0.00 | 0.00 | -1.50 | 148.50 | 2.97 | 145.53 |
| Real Estate Current | 665 | DD0017 | COUNTRY RUN SDD | 360.85 | 0.00 | 0.00 | 0.00 | -4.00 | 356.85 | 7.13 | 349.72 |
| Real Estate Current | 665 | DD0019 | INDIAN HILLS-HICKORY RIDGE SDD | 120.00 | 0.00 | 0.00 | 0.00 | -1.20 | 118.80 | 2.38 | 116.42 |
| Real Estate Current | 665 | DD0020 | LAKE HEATHER SDD | 1,000.00 | 0.00 | 0.00 | 0.00 | -10.00 | 990.00 | 19.80 | 970.20 |
| Real Estate Current | 665 | DD0021 | LOGAN GATE VILLAGE SDD | 2,450.00 | 0.00 | 0.00 | 0.00 | -24.50 | 2,425.50 | 48.51 | 2,376.99 |
| Real Estate Current | 665 | DD0022 | VALRICO MANOR SDD | 250.00 | 0.00 | 0.00 | 0.00 | -2.50 | 247.50 | 4.95 | 242.55 |
| Real Estate Current | 665 | DD0024 | COVE AT BAY PORT COLONY SDD | 350.00 | 0.00 | 0.00 | 0.00 | -3.50 | 346.50 | 6.93 | 339.57 |
| Real Estate Current | 665 | DD0025 | HICKORY HILL SDD | 720.00 | 0.00 | 0.00 | 0.00 | -7.20 | 712.80 | 14.25 | 698.55 |
| Real Estate Current | 665 | DD0027 | HAMMOCK WOODS SDD | 1,000.00 | 0.00 | 0.00 | 0.00 | -15.00 | 985.00 | 19.70 | 965.30 |
| Real Estate Current | 665 | DD0030 | NORTH POINTE SDD | 550.64 | 0.00 | 0.00 | 0.00 | -5.00 | 545.64 | 10.91 | 534.73 |
| Real Estate Current | 665 | DD0031 | BLOOMINGDALE OAKS SDD | 360.00 | 0.00 | 0.00 | 0.00 | -4.80 | 355.20 | 7.11 | 348.09 |
| Real Estate Current | 665 | DD0033 | VILLAGE ESTATES WEST SDD | 150.00 | 0.00 | 0.00 | 0.00 | -1.50 | 148.50 | 2.97 | 145.53 |
| Real Estate Current | 665 | DD0034 | PARKWAY CENTER CDD | 5,400.88 | 0.00 | 0.00 | 0.00 | -68.42 | 5,332.46 | 106.65 | 5,225.81 |
| Real Estate Current | 665 | DD0036 | CHEVAL WEST CDD | 10,705.90 | 0.00 | 0.00 | 0.00 | -85.24 | 10,620.66 | 212.42 | 10,408.24 |

CHECK REQUEST FORM
Parkway Center

| | |
|----------------------|---|
| Date: | 3/5/2024 |
| Invoice#: | 03042024-02 |
| Vendor#: | V00115 |
| Vendor Name: | Parkway Center |
| Pay From: | Wells Fargo Acct# 1958 |
| Description: | Series 2018-1 - FY 24 Tax Dist ID 665 |
| Code to: | 201.103200.1000 |
| Amount: | \$495.29 |
| Requested By: | <div>3/5/2024</div> <div><u>Teresa Farlow</u></div> |

PARKWAY CENTER CDD

DISTRICT CHECK REQUEST

| | |
|-----------------------------|--|
| Today's Date | <u>3/4/2024</u> |
| Payable To | <u>Parkway Center CDD</u> |
| Check Amount | <u>\$1,093.64</u> |
| Check Description | <u>Series 2008 - FY 22 Tax Dist. ID 665</u> |
| Check Amount | <u>\$495.29</u> |
| Check Description | <u>Series 2018-1 - FY 22 Tax Dist. ID 665</u> |
| Check Amount | <u>\$828.77</u> |
| Check Description | <u>Series 2018-2 - FY 22 Tax Dist. ID 665</u> |
| Special Instructions | <u>Do not mail. Please give to Eric Davidson</u> |

(Please attach all supporting documentation: invoices, receipts, etc.)

Eric

Authorization

| | |
|-------------|------------------|
| DM | |
| Fund | <u>001</u> |
| G/L | <u>20702</u> |
| Object Code | |
| Chk # | _____ Date _____ |

PARKWAY CENTER CDD

TAX REVENUE RECEIPTS AND TRANSFER SCHEDULE
Fiscal Year 2024, Tax Year 2023

| | Dollar Amounts | FY 2024 | |
|--------------|-----------------|---------|---------|
| Net O&M | \$ 1,042,691.93 | 53.74% | 0.537 |
| Net DS '18-1 | \$ 406,084.61 | 20.93% | 0.209 |
| Net DS '08 | \$ 183,908.43 | 9.48% | 0.095 |
| Net DS '18-2 | \$ 307,734.80 | 15.86% | 0.159 |
| Net Total | 1,940,419.77 | 100.00% | 100.00% |

92%

| Date Received | Amount Received | 53.74% | 53.74% | 20.93% | 20.93% | 9.48% | 9.48% | 15.86% | 15.86% | Proof | Date Transferred / Distribution ID | Notes / CDD check |
|--------------------------------|-----------------|-----------------------------------|-------------------------------|--|--|--|--------------------------------------|--|--|--------|------------------------------------|-------------------|
| | | Raw Numbers Operations Revenue | Rounded Operations Revenue | Raw Numbers 2018-1 Debt Service Revenue | Rounded 2018-1 Debt Service Revenue | Raw Numbers 2008 Debt Service Revenue | Rounded 2008 Debt Service Revenue | Raw Numbers 2018-2 AMENITY Debt Service Revenue | Rounded 2018-2 AMENITY Debt Service Revenue | | | |
| 11/8/2023 | 13,850.49 | 7,442.62 | 7,442.62 | 2,898.59 | 2,898.59 | 1,312.72 | 1,312.72 | 2,196.58 | 2,196.58 | (0.02) | 644 | 6220 |
| 11/17/2023 | 65,312.66 | 35,096.01 | 35,096.01 | 13,668.44 | 13,668.44 | 6,190.20 | 6,190.20 | 10,358.07 | 10,358.07 | (0.06) | 646 | 6220 |
| 11/22/2023 | 38,164.84 | 20,508.02 | 20,508.02 | 7,987.01 | 7,987.01 | 3,617.17 | 3,617.17 | 6,052.63 | 6,052.63 | 0.01 | 647 | 6239 |
| 12/5/2023 | 127,510.14 | 68,518.06 | 68,518.06 | 26,684.90 | 26,684.90 | 12,085.11 | 12,085.11 | 20,222.07 | 20,222.07 | - | 649 | 6233 |
| 12/7/2023 | 1,467,867.05 | 788,763.93 | 788,763.93 | 307,190.35 | 307,190.35 | 139,120.99 | 139,120.99 | 232,791.78 | 232,791.78 | - | 651 | 6239 |
| 12/15/2023 | 19,719.90 | 10,596.56 | 10,596.56 | 4,126.92 | 4,126.92 | 1,869.01 | 1,869.01 | 3,127.42 | 3,127.42 | (0.01) | 652 | 6239 |
| 1/5/2024 | 24,820.37 | 13,337.32 | 13,337.32 | 5,194.32 | 5,194.32 | 2,352.42 | 2,352.42 | 3,936.31 | 3,936.31 | - | 655 | 6252 |
| 2/2/2024 | 1,974.04 | 1,060.76 | 1,060.76 | 413.12 | 413.12 | 187.09 | 187.09 | 313.07 | 313.07 | - | Int 2/2/24 | 6277 |
| 2/7/2024 | 12,973.01 | 6,971.10 | 6,971.10 | 2,714.95 | 2,714.95 | 1,229.55 | 1,229.55 | 2,057.41 | 2,057.41 | - | 662 | 6277 |
| 3/4/2024 | 5,225.81 | 2,808.11 | 2,808.11 | 1,093.64 | 1,093.64 | 495.29 | 495.29 | 828.77 | 828.77 | - | 665 | |
| | | - | - | - | - | - | - | - | - | - | | |
| | | - | - | - | - | - | - | - | - | - | | |
| | | - | - | - | - | - | - | - | - | - | | |
| | | - | - | - | - | - | - | - | - | - | | |
| | | - | - | - | - | - | - | - | - | - | | |
| | | - | - | - | - | - | - | - | - | - | | |
| | | - | - | - | - | - | - | - | - | - | | |
| | | - | - | - | - | - | - | - | - | - | | |
| TOTAL | 1,777,418.31 | 955,102.48 | 955,102.49 | 371,972.23 | 371,972.24 | 168,459.56 | 168,459.55 | 281,884.10 | 281,884.11 | (0.08) | | |
| Net Total on Roll | 1,940,419.77 | | 1,042,691.93 | | 406,084.61 | | 183,908.43 | 307,734.80 | 307,734.80 | | | |
| Collection Surplus / (Deficit) | (163,001.46) | | (87,589.44) | | (34,112.37) | | (15,448.88) | (25,850.70) | (25,850.70) | | | |

Hillsborough County Tax Collector - Distribution by Agency - CURRENT YEAR - for 02-01-2024 to 02-29-2024 dated 03-05-2024. - Run 03/04/2024 11:01AM

| Distribution Category | Distribution ID | Act System Num | Funding Agency | Tax | Fees | Penalty | Interest | Discount | Allocated | Commission | Distributed Amt |
|--|-----------------|----------------|--------------------------------|-----------|------|---------|----------|----------|-----------|------------|-----------------|
| Real Estate Current | 665 | DD0010 | WINDEMERE SDD | 300.00 | 0.00 | 0.00 | 0.00 | -4.00 | 296.00 | 5.92 | 290.08 |
| Real Estate Current | 665 | DD0011 | COUNTRY PLACE SDD | 1,156.47 | 0.00 | 0.00 | 0.00 | -12.00 | 1,144.47 | 22.89 | 1,121.58 |
| Real Estate Current | 665 | DD0012 | TAMPA PALMS I CDD | 25,380.60 | 0.00 | 0.00 | 0.00 | -275.98 | 25,104.62 | 502.09 | 24,602.53 |
| Real Estate Installment | 665 | DD0012 | TAMPA PALMS I CDD | 106.91 | 0.00 | 0.00 | 0.00 | 0.00 | 106.91 | 2.14 | 104.77 |
| Real Estate Current, Real Estate Installment | 665 | DD0012 | TAMPA PALMS I CDD | 25,487.51 | 0.00 | 0.00 | 0.00 | -275.98 | 25,211.53 | 504.23 | 24,707.30 |
| Real Estate Current | 665 | DD0013 | BEACON MEADOWS SDD | 900.00 | 0.00 | 0.00 | 0.00 | -10.50 | 889.50 | 17.79 | 871.71 |
| Real Estate Installment | 665 | DD0013 | BEACON MEADOWS SDD | 39.15 | 0.00 | 0.00 | 0.00 | 0.00 | 39.15 | 0.79 | 38.36 |
| Real Estate Current, Real Estate Installment | 665 | DD0013 | BEACON MEADOWS SDD | 939.15 | 0.00 | 0.00 | 0.00 | -10.50 | 928.65 | 18.58 | 910.07 |
| Real Estate Current | 665 | DD0016 | COUNTRY LAKES SDD | 150.00 | 0.00 | 0.00 | 0.00 | -1.50 | 148.50 | 2.97 | 145.53 |
| Real Estate Current | 665 | DD0017 | COUNTRY RUN SDD | 360.85 | 0.00 | 0.00 | 0.00 | -4.00 | 356.85 | 7.13 | 349.72 |
| Real Estate Current | 665 | DD0019 | INDIAN HILLS-HICKORY RIDGE SDD | 120.00 | 0.00 | 0.00 | 0.00 | -1.20 | 118.80 | 2.38 | 116.42 |
| Real Estate Current | 665 | DD0020 | LAKE HEATHER SDD | 1,000.00 | 0.00 | 0.00 | 0.00 | -10.00 | 990.00 | 19.80 | 970.20 |
| Real Estate Current | 665 | DD0021 | LOGAN GATE VILLAGE SDD | 2,450.00 | 0.00 | 0.00 | 0.00 | -24.50 | 2,425.50 | 48.51 | 2,376.99 |
| Real Estate Current | 665 | DD0022 | VALRICO MANOR SDD | 250.00 | 0.00 | 0.00 | 0.00 | -2.50 | 247.50 | 4.95 | 242.55 |
| Real Estate Current | 665 | DD0024 | COVE AT BAY PORT COLONY SDD | 350.00 | 0.00 | 0.00 | 0.00 | -3.50 | 346.50 | 6.93 | 339.57 |
| Real Estate Current | 665 | DD0025 | HICKORY HILL SDD | 720.00 | 0.00 | 0.00 | 0.00 | -7.20 | 712.80 | 14.25 | 698.55 |
| Real Estate Current | 665 | DD0027 | HAMMOCK WOODS SDD | 1,000.00 | 0.00 | 0.00 | 0.00 | -15.00 | 985.00 | 19.70 | 965.30 |
| Real Estate Current | 665 | DD0030 | NORTH POINTE SDD | 550.64 | 0.00 | 0.00 | 0.00 | -5.00 | 545.64 | 10.91 | 534.73 |
| Real Estate Current | 665 | DD0031 | BLOOMINGDALE OAKS SDD | 360.00 | 0.00 | 0.00 | 0.00 | -4.80 | 355.20 | 7.11 | 348.09 |
| Real Estate Current | 665 | DD0033 | VILLAGE ESTATES WEST SDD | 150.00 | 0.00 | 0.00 | 0.00 | -1.50 | 148.50 | 2.97 | 145.53 |
| Real Estate Current | 665 | DD0034 | PARKWAY CENTER CDD | 5,400.88 | 0.00 | 0.00 | 0.00 | -68.42 | 5,332.46 | 106.65 | 5,225.81 |
| Real Estate Current | 665 | DD0036 | CHEVAL WEST CDD | 10,705.90 | 0.00 | 0.00 | 0.00 | -85.24 | 10,620.66 | 212.42 | 10,408.24 |

CHECK REQUEST FORM
Parkway Center

| | |
|----------------------|---|
| Date: | 3/5/2024 |
| Invoice#: | 03042024-03 |
| Vendor#: | V00115 |
| Vendor Name: | Parkway Center |
| Pay From: | Wells Fargo Acct# 1958 |
| Description: | Series 2018-2 - FY 24 Tax Dist ID 665 |
| Code to: | 202.103200.1000 |
| Amount: | \$828.77 |
| Requested By: | <div>3/5/2024</div> <div><u>Teresa Farlow</u></div> |

PARKWAY CENTER CDD

DISTRICT CHECK REQUEST

| | |
|-----------------------------|--|
| Today's Date | <u>3/4/2024</u> |
| Payable To | <u>Parkway Center CDD</u> |
| Check Amount | <u>\$1,093.64</u> |
| Check Description | <u>Series 2008 - FY 22 Tax Dist. ID 665</u> |
| Check Amount | <u>\$495.29</u> |
| Check Description | <u>Series 2018-1 - FY 22 Tax Dist. ID 665</u> |
| Check Amount | <u>\$828.77</u> |
| Check Description | <u>Series 2018-2 - FY 22 Tax Dist. ID 665</u> |
| Special Instructions | <u>Do not mail. Please give to Eric Davidson</u> |

(Please attach all supporting documentation: invoices, receipts, etc.)

Eric

Authorization

| | | | |
|-------------|---|--------------|------|
| DM | | | |
| Fund | | <u>001</u> | |
| G/L | | <u>20702</u> | |
| Object Code | | | |
| Chk | # | | Date |
| | | | |

PARKWAY CENTER CDD

TAX REVENUE RECEIPTS AND TRANSFER SCHEDULE Fiscal Year 2024, Tax Year 2023

| | Dollar Amounts | FY 2024 | |
|------------------|---------------------|----------------|----------------|
| Net O&M | \$ 1,042,691.93 | 53.74% | 0.537 |
| Net DS '18-1 | \$ 406,084.61 | 20.93% | 0.209 |
| Net DS '08 | \$ 183,908.43 | 9.48% | 0.095 |
| Net DS '18-2 | \$ 307,734.80 | 15.86% | 0.159 |
| Net Total | 1,940,419.77 | 100.00% | 100.00% |

92%

| Date Received | Amount Received | 53.74% Raw Numbers Operations Revenue | 53.74% Rounded Operations Revenue | 20.93% Raw Numbers 2018-1 Debt Service Revenue | 20.93% Rounded 2018-1 Debt Service Revenue | 9.48% Raw Numbers 2008 Debt Service Revenue | 9.48% Rounded 2008 Debt Service Revenue | 15.86% Raw Numbers 2018-2 AMENITY Debt Service Revenue | 15.86% Rounded 2018-2 AMENITY Debt Service Revenue | Proof | Date Transferred / Distribution ID | Notes / CDD check |
|---------------------------------------|---------------------|---|---|--|--|---|---|--|--|--------|------------------------------------|-------------------|
| 11/8/2023 | 13,850.49 | 7,442.62 | 7,442.62 | 2,898.59 | 2,898.59 | 1,312.72 | 1,312.72 | 2,196.58 | 2,196.58 | (0.02) | 644 | 6220 |
| 11/17/2023 | 65,312.66 | 35,096.01 | 35,096.01 | 13,668.44 | 13,668.44 | 6,190.20 | 6,190.20 | 10,358.07 | 10,358.07 | (0.06) | 646 | 6220 |
| 11/22/2023 | 38,164.84 | 20,508.02 | 20,508.02 | 7,987.01 | 7,987.01 | 3,617.17 | 3,617.17 | 6,052.63 | 6,052.63 | 0.01 | 647 | 6239 |
| 12/5/2023 | 127,510.14 | 68,518.06 | 68,518.06 | 26,684.90 | 26,684.90 | 12,085.11 | 12,085.11 | 20,222.07 | 20,222.07 | - | 649 | 6233 |
| 12/7/2023 | 1,467,867.05 | 788,763.93 | 788,763.93 | 307,190.35 | 307,190.35 | 139,120.99 | 139,120.99 | 232,791.78 | 232,791.78 | - | 651 | 6239 |
| 12/15/2023 | 19,719.90 | 10,596.56 | 10,596.56 | 4,126.92 | 4,126.92 | 1,869.01 | 1,869.01 | 3,127.42 | 3,127.42 | (0.01) | 652 | 6239 |
| 1/5/2024 | 24,820.37 | 13,337.32 | 13,337.32 | 5,194.32 | 5,194.32 | 2,352.42 | 2,352.42 | 3,936.31 | 3,936.31 | - | 655 | 6252 |
| 2/2/2024 | 1,974.04 | 1,060.76 | 1,060.76 | 413.12 | 413.12 | 187.09 | 187.09 | 313.07 | 313.07 | - | Int 2/2/24 | 6277 |
| 2/7/2024 | 12,973.01 | 6,971.10 | 6,971.10 | 2,714.95 | 2,714.95 | 1,229.55 | 1,229.55 | 2,057.41 | 2,057.41 | - | 662 | 6277 |
| 3/4/2024 | 5,225.81 | 2,808.11 | 2,808.11 | 1,093.64 | 1,093.64 | 495.29 | 495.29 | 828.77 | 828.77 | - | 665 | |
| | | - | - | - | - | - | - | - | - | - | | |
| | | - | - | - | - | - | - | - | - | - | | |
| | | - | - | - | - | - | - | - | - | - | | |
| | | - | - | - | - | - | - | - | - | - | | |
| | | - | - | - | - | - | - | - | - | - | | |
| | | - | - | - | - | - | - | - | - | - | | |
| | | - | - | - | - | - | - | - | - | - | | |
| TOTAL | 1,777,418.31 | 955,102.48 | 955,102.49 | 371,972.23 | 371,972.24 | 168,459.56 | 168,459.55 | 281,884.10 | 281,884.11 | (0.08) | | |
| Net Total on Roll | 1,940,419.77 | | 1,042,691.93 | | 406,084.61 | | 183,908.43 | 307,734.80 | 307,734.80 | | | |
| Collection Surplus / (Deficit) | (163,001.46) | | (87,589.44) | | (34,112.37) | | (15,448.88) | (25,850.70) | (25,850.70) | | | |

Hillsborough County Tax Collector - Distribution by Agency - CURRENT YEAR - for 02-01-2024 to 02-29-2024 dated 03-05-2024. - Run 03/04/2024 11:01AM

| Distribution Category | Distribution ID | Act System Num | Funding Agency | Tax | Fees | Penalty | Interest | Discount | Allocated | Commission | Distributed Amt |
|--|-----------------|----------------|--------------------------------|-----------|------|---------|----------|----------|-----------|------------|-----------------|
| Real Estate Current | 665 | DD0010 | WINDEMERE SDD | 300.00 | 0.00 | 0.00 | 0.00 | -4.00 | 296.00 | 5.92 | 290.08 |
| Real Estate Current | 665 | DD0011 | COUNTRY PLACE SDD | 1,156.47 | 0.00 | 0.00 | 0.00 | -12.00 | 1,144.47 | 22.89 | 1,121.58 |
| Real Estate Current | 665 | DD0012 | TAMPA PALMS I CDD | 25,380.60 | 0.00 | 0.00 | 0.00 | -275.98 | 25,104.62 | 502.09 | 24,602.53 |
| Real Estate Installment | 665 | DD0012 | TAMPA PALMS I CDD | 106.91 | 0.00 | 0.00 | 0.00 | 0.00 | 106.91 | 2.14 | 104.77 |
| Real Estate Current, Real Estate Installment | 665 | DD0012 | TAMPA PALMS I CDD | 25,487.51 | 0.00 | 0.00 | 0.00 | -275.98 | 25,211.53 | 504.23 | 24,707.30 |
| Real Estate Current | 665 | DD0013 | BEACON MEADOWS SDD | 900.00 | 0.00 | 0.00 | 0.00 | -10.50 | 889.50 | 17.79 | 871.71 |
| Real Estate Installment | 665 | DD0013 | BEACON MEADOWS SDD | 39.15 | 0.00 | 0.00 | 0.00 | 0.00 | 39.15 | 0.79 | 38.36 |
| Real Estate Current, Real Estate Installment | 665 | DD0013 | BEACON MEADOWS SDD | 939.15 | 0.00 | 0.00 | 0.00 | -10.50 | 928.65 | 18.58 | 910.07 |
| Real Estate Current | 665 | DD0016 | COUNTRY LAKES SDD | 150.00 | 0.00 | 0.00 | 0.00 | -1.50 | 148.50 | 2.97 | 145.53 |
| Real Estate Current | 665 | DD0017 | COUNTRY RUN SDD | 360.85 | 0.00 | 0.00 | 0.00 | -4.00 | 356.85 | 7.13 | 349.72 |
| Real Estate Current | 665 | DD0019 | INDIAN HILLS-HICKORY RIDGE SDD | 120.00 | 0.00 | 0.00 | 0.00 | -1.20 | 118.80 | 2.38 | 116.42 |
| Real Estate Current | 665 | DD0020 | LAKE HEATHER SDD | 1,000.00 | 0.00 | 0.00 | 0.00 | -10.00 | 990.00 | 19.80 | 970.20 |
| Real Estate Current | 665 | DD0021 | LOGAN GATE VILLAGE SDD | 2,450.00 | 0.00 | 0.00 | 0.00 | -24.50 | 2,425.50 | 48.51 | 2,376.99 |
| Real Estate Current | 665 | DD0022 | VALRICO MANOR SDD | 250.00 | 0.00 | 0.00 | 0.00 | -2.50 | 247.50 | 4.95 | 242.55 |
| Real Estate Current | 665 | DD0024 | COVE AT BAY PORT COLONY SDD | 350.00 | 0.00 | 0.00 | 0.00 | -3.50 | 346.50 | 6.93 | 339.57 |
| Real Estate Current | 665 | DD0025 | HICKORY HILL SDD | 720.00 | 0.00 | 0.00 | 0.00 | -7.20 | 712.80 | 14.25 | 698.55 |
| Real Estate Current | 665 | DD0027 | HAMMOCK WOODS SDD | 1,000.00 | 0.00 | 0.00 | 0.00 | -15.00 | 985.00 | 19.70 | 965.30 |
| Real Estate Current | 665 | DD0030 | NORTH POINTE SDD | 550.64 | 0.00 | 0.00 | 0.00 | -5.00 | 545.64 | 10.91 | 534.73 |
| Real Estate Current | 665 | DD0031 | BLOOMINGDALE OAKS SDD | 360.00 | 0.00 | 0.00 | 0.00 | -4.80 | 355.20 | 7.11 | 348.09 |
| Real Estate Current | 665 | DD0033 | VILLAGE ESTATES WEST SDD | 150.00 | 0.00 | 0.00 | 0.00 | -1.50 | 148.50 | 2.97 | 145.53 |
| Real Estate Current | 665 | DD0034 | PARKWAY CENTER CDD | 5,400.88 | 0.00 | 0.00 | 0.00 | -68.42 | 5,332.46 | 106.65 | 5,225.81 |
| Real Estate Current | 665 | DD0036 | CHEVAL WEST CDD | 10,705.90 | 0.00 | 0.00 | 0.00 | -85.24 | 10,620.66 | 212.42 | 10,408.24 |

| | |
|------------------------|------------------|
| Invoice Number | 2203228 |
| Invoice Date | February 8, 2024 |
| Purchase Order | 215600346 |
| Customer Number | 83368 |
| Project Number | 215600346 |

Bill To

Parkway Center Community Development District
Accounts Payable
c/o Inframark
210 North University Drive, Suite 702
Coral Springs FL 33071
United States

Please Remit To

Stantec Consulting Services Inc. (SCSI)
13980 Collections Center Drive
Chicago IL 60693
United States

Project Parkway Center Community Dev District

Project Manager

Stewart, Tonja L

For Period Ending

February 2, 2024

Current Invoice Total (USD)

460.00

Top Task 2024 2024 FY General Consulting**Professional Services**

| Category/Employee | | Current Hours | Rate | Current Amount |
|----------------------------|--------------------------------|---------------|--------|----------------|
| | Stewart, Tonja L | 2.00 | 230.00 | 460.00 |
| | Subtotal Professional Services | <u>2.00</u> | | <u>460.00</u> |
| Top Task Subtotal | 2024 FY General Consulting | | | 460.00 |
| Total Fees & Disbursements | | | | <u>460.00</u> |
| INVOICE TOTAL (USD) | | | | 460.00 |

Net Due in 30 Days or in accordance with terms of the contract

BLUE LIFE POOL SERVICE
 PO Box 1628
 Land O Lakes, FL 34639 US
 +1 8135975009
 accounts@bluelifepools.com
 www.bluelifepoolsfl.com

Invoice

**BILL TO**

PARKWAY CENTER CDD
 7461 S FALKENBURG RD
 RIVERVIEW, FL 33578

SHIP TO

PARKWAY CENTER CDD
 7461 S FALKENBURG RD
 RIVERVIEW, FL 33578

| INVOICE # | DATE | TOTAL DUE | DUE DATE | TERMS | ENCLOSED |
|-----------|------------|------------|------------|--------|----------|
| 14004 | 02/28/2024 | \$1,200.00 | 03/29/2024 | Net 30 | |

| DATE | | DESCRIPTION | QTY | RATE | AMOUNT |
|------|-----------------------|---|-----|----------|----------|
| | LEAK DETECTION | <p>LARGE POOL LEAK DETECTION</p> <p>A big commercial pool with a playground was completely checked for leaks. Static test for the suctions line and return to the pool line was OK. The scum gutter was completely checked removing the grades around the perimeter of the pool. Every underground fitting and fixture were checked and no leaks were found. We turned the pump off for few days and the pool lost about 6 " during that period. 02/09 - We returned to check the whole pool again using the same process and the leak was discovered during the static test. There is an underground broken pipe for the playground main drain. The line connects the main drain on the right hand side, facing from the club house, to the collector tank at the equipment area. The pool will continue to leak until the pipe is repaired.</p> | 1 | 1,200.00 | 1,200.00 |

BALANCE DUE

\$1,200.00

BLUE LIFE POOL SERVICE
 PO Box 1628
 Land O Lakes, FL 34639 US
 +1 8135975009
 accounts@bluelifepools.com
 www.bluelifepoolsfl.com

Invoice



| BILL TO |
|---|
| PARKWAY CENTER CDD 7461 S FALKENBURG RD RIVERVIEW, FL 33578 |

| SHIP TO |
|---|
| PARKWAY CENTER CDD 7461 S FALKENBURG RD RIVERVIEW, FL 33578 |

| INVOICE # | DATE | TOTAL DUE | DUE DATE | TERMS | ENCLOSED |
|-----------|------------|-----------|------------|--------|----------|
| 14195 | 03/11/2024 | \$192.25 | 04/10/2024 | Net 30 | |

| DATE | | DESCRIPTION | QTY | RATE | AMOUNT |
|------|--------------|-------------------------|-----|--------|--------|
| | LIGHT | LIGHT WEDGE | 1 | 30.00 | 30.00T |
| | LIGHT REPAIR | POOL LIGHT INSTALLATION | 1 | 160.00 | 160.00 |

| | |
|-------------|-----------------|
| SUBTOTAL | 190.00 |
| TAX (0.075) | 2.25 |
| TOTAL | 192.25 |
| BALANCE DUE | \$192.25 |



Invoice

Corporate Office
PO Box 267
Seffner, FL 33583

813-757-6500
813-757-6501

| Date | Invoice # |
|-----------|-----------|
| 2/29/2024 | 182379 |

| Bill To: |
|---|
| Parkway Center CDD c/oInframark 210 N University Dr #702 Coral Springs, FL 33071 |

| Property Information |
|----------------------|
| |

| Estimate # |
|------------|
| 88077 |

| Work Order # |
|--------------|
| |

| PO / PA # |
|-----------|
| |

| Description | Qty | Rate | Amount |
|--|--------|-----------|------------------|
| Cleaning of natural area behind Oak Creek monument on the exit side at Riverview Dr & Still Creek Dr. All work includes, clean-up, removal, and disposal of debris generated during the course of work. | | | |
| Vegetative removal/ clean-up | 1 | 1,350.00 | 1,350.00 |
| | | Total | \$1,350.00 |
| Questions regarding this invoice? Please e-mail arpayments@lmppro.com or call 813-757-6500 and ask for Accounts Receivable. If paying by credit card, please add a 3% processing fee of the Invoice total. Thank you. | Terms | Due Date | Payments/Credits |
| | Net 30 | 3/30/2024 | Balance Due |
| | | | \$0.00 |
| | | | \$1,350.00 |

3C

Parkway Center Community Development District

Financial Statements
(Unaudited)

Period Ending
March 31, 2024

Prepared by:



2005 Pan Am Circle ~ Suite 300 ~ Tampa, Florida 33607
Phone (813) 873-7300 ~ Fax (813) 873-7070

PARKWAY CENTER COMMUNITY DEVELOPMENT DISTRICT

Balance Sheet

As of March 31, 2024

(In Whole Numbers)

| ACCOUNT DESCRIPTION | GENERAL FUND | SERIES 2008 | SERIES 2018-1 | SERIES 2018-2 | SERIES 2018-2 | GENERAL | GENERAL | TOTAL |
|--|-------------------|----------------------|----------------------|----------------------|-----------------------------|----------------------|------------------------|----------------------|
| | | DEBT SERVICE FUND | DEBT SERVICE FUND | DEBT SERVICE FUND | CAPITAL PROJECTS FUND | FIXED ASSETS FUND | LONG-TERM DEBT FUND | |
| ASSETS | | | | | | | | |
| Cash - Operating Account | \$ 342,507 | \$ - | \$ - | \$ - | \$ - | \$ - | \$ - | \$ 342,507 |
| Cash In Bank | 184,386 | - | - | - | - | - | - | 184,386 |
| Cash in Transit | - | 1,418 | 3,132 | 2,373 | - | - | - | 6,923 |
| Accounts Receivable - Other | 425 | - | - | - | - | - | - | 425 |
| Due From Other Funds | - | - | 24,022 | 2,300 | 19 | - | - | 26,341 |
| Investments: | | | | | | | | |
| Default - Assets | 1,386 | - | - | - | - | - | - | 1,386 |
| Money Market Account | 300,593 | - | - | - | - | - | - | 300,593 |
| Reserve Fund | - | 17,293 | 191,727 | 144,716 | - | - | - | 353,736 |
| Revenue Fund | - | 319,250 | 524,836 | 331,581 | - | - | - | 1,175,667 |
| Deposits | 8,368 | - | - | - | - | - | - | 8,368 |
| Fixed Assets | | | | | | | | |
| Buildings | - | - | - | - | - | 30,000 | - | 30,000 |
| Improvements Other Than Buildings (IOTB) | - | - | - | - | - | 2,653,526 | - | 2,653,526 |
| Ancillary Costs | - | - | - | - | - | 937,602 | - | 937,602 |
| Construction Work In Process | - | - | - | - | - | 4,189,295 | - | 4,189,295 |
| Amount Avail In Debt Services | - | - | - | - | - | - | 808,400 | 808,400 |
| Amount To Be Provided | - | - | - | - | - | - | 8,386,600 | 8,386,600 |
| TOTAL ASSETS | \$ 837,665 | \$ 337,961 | \$ 743,717 | \$ 480,970 | \$ 19 | \$ 7,810,423 | \$ 9,195,000 | \$ 19,405,755 |
| LIABILITIES | | | | | | | | |
| Accounts Payable | \$ 25,469 | \$ - | \$ - | \$ - | \$ - | \$ - | \$ - | \$ 25,469 |
| Accrued Expenses | 9,500 | - | - | - | - | - | - | 9,500 |
| Accounts Payable - Other | 37 | - | - | - | - | - | - | 37 |
| Deposits | 50 | - | - | - | - | - | - | 50 |
| Bonds Payable | - | - | - | - | - | - | 9,195,000 | 9,195,000 |
| Due To Other Funds | 6,765 | 19,576 | - | - | - | - | - | 26,341 |
| TOTAL LIABILITIES | 41,821 | 19,576 | - | - | - | - | 9,195,000 | 9,256,397 |

PARKWAY CENTER COMMUNITY DEVELOPMENT DISTRICT

Balance Sheet

As of March 31, 2024

(In Whole Numbers)

| ACCOUNT DESCRIPTION | GENERAL FUND | SERIES 2008 DEBT SERVICE FUND | SERIES 2018-1 DEBT SERVICE FUND | SERIES 2018-2 DEBT SERVICE FUND | SERIES 2018-2 CAPITAL PROJECTS FUND | GENERAL FIXED ASSETS FUND | GENERAL LONG-TERM DEBT FUND | TOTAL |
|--|-------------------|-------------------------------------|---------------------------------------|---------------------------------------|--|---------------------------------|-----------------------------------|----------------------|
| | | | | | | | | |
| <u>FUND BALANCES</u> | | | | | | | | |
| Restricted for: | | | | | | | | |
| Debt Service | - | 318,385 | 743,717 | 480,970 | - | - | - | 1,543,072 |
| Capital Projects | - | - | - | - | 19 | - | - | 19 |
| Unassigned: | 795,844 | - | - | - | - | 7,810,423 | - | 8,606,267 |
| TOTAL FUND BALANCES | 795,844 | 318,385 | 743,717 | 480,970 | 19 | 7,810,423 | - | 10,149,358 |
| TOTAL LIABILITIES & FUND BALANCES | \$ 837,665 | \$ 337,961 | \$ 743,717 | \$ 480,970 | \$ 19 | \$ 7,810,423 | \$ 9,195,000 | \$ 19,405,755 |

PARKWAY CENTER COMMUNITY DEVELOPMENT DISTRICT
Statement of Revenues, Expenditures and Changes in Fund Balances
For the Period Ending March 31, 2024
General Fund (001)
(In Whole Numbers)

| ACCOUNT DESCRIPTION | ANNUAL ADOPTED BUDGET | YEAR TO DATE ACTUAL | VARIANCE (\$) FAV(UNFAV) | YTD ACTUAL AS A % OF ADOPTED BUD |
|---|-----------------------------|------------------------|-----------------------------|--|
| <u>REVENUES</u> | | | | |
| Interest - Investments | \$ - | \$ 1,981 | \$ 1,981 | 0.00% |
| Special Assmnts- Tax Collector | 970,110 | 955,102 | (15,008) | 98.45% |
| Other Miscellaneous Revenues | 10,000 | 7,296 | (2,704) | 72.96% |
| TOTAL REVENUES | 980,110 | 964,379 | (15,731) | 98.39% |
| <u>EXPENDITURES</u> | | | | |
| <u>Administration</u> | | | | |
| Supervisor Fees | 12,000 | 5,200 | 6,800 | 43.33% |
| ProfServ-Arbitrage Rebate | 1,000 | - | 1,000 | 0.00% |
| ProfServ-Info Technology | 3,200 | 1,324 | 1,876 | 41.38% |
| ProfServ-Recording Secretary | 2,772 | 1,000 | 1,772 | 36.08% |
| ProfServ-Trustee Fees | 12,500 | 7,219 | 5,281 | 57.75% |
| Disclosure Report | 6,000 | 3,000 | 3,000 | 50.00% |
| District Counsel | 7,500 | 2,679 | 4,821 | 35.72% |
| District Engineer | 7,500 | 3,165 | 4,335 | 42.20% |
| District Manager | 28,840 | 14,420 | 14,420 | 50.00% |
| Accounting Services | 28,667 | 14,339 | 14,328 | 50.02% |
| Auditing Services | 9,500 | - | 9,500 | 0.00% |
| Website Compliance | 1,500 | 114 | 1,386 | 7.60% |
| Postage, Phone, Faxes, Copies | 750 | 132 | 618 | 17.60% |
| Public Officials Insurance | 4,325 | 3,409 | 916 | 78.82% |
| Legal Advertising | 1,000 | 430 | 570 | 43.00% |
| Misc-Non Ad Valorem Taxes | 7,000 | - | 7,000 | 0.00% |
| Bank Fees | 350 | - | 350 | 0.00% |
| Miscellaneous Expenses | 500 | 461 | 39 | 92.20% |
| Office Supplies | 200 | - | 200 | 0.00% |
| Dues, Licenses, Subscriptions | 500 | 1,986 | (1,486) | 397.20% |
| Total Administration | 135,604 | 58,878 | 76,726 | 43.42% |
| <u>Electric Utility Services</u> | | | | |
| Electricity - Streetlights | 120,000 | 76,310 | 43,690 | 63.59% |
| Total Electric Utility Services | 120,000 | 76,310 | 43,690 | 63.59% |

PARKWAY CENTER COMMUNITY DEVELOPMENT DISTRICT
Statement of Revenues, Expenditures and Changes in Fund Balances
For the Period Ending March 31, 2024
General Fund (001)
(In Whole Numbers)

| ACCOUNT DESCRIPTION | ANNUAL ADOPTED BUDGET | YEAR TO DATE ACTUAL | VARIANCE (\$) FAV(UNFAV) | YTD ACTUAL AS A % OF ADOPTED BUD |
|---|-----------------------------|------------------------|-----------------------------|--|
| <u>Garbage/Solid Waste Services</u> | | | | |
| Garbage - Recreational Facility | 1,700 | 1,431 | 269 | 84.18% |
| Total Garbage/Solid Waste Services | 1,700 | 1,431 | 269 | 84.18% |
| <u>Water-Sewer Comb Services</u> | | | | |
| Utility - Water | 16,800 | 11,861 | 4,939 | 70.60% |
| Total Water-Sewer Comb Services | 16,800 | 11,861 | 4,939 | 70.60% |
| <u>Other Physical Environment</u> | | | | |
| Waterway Management | 22,300 | 11,936 | 10,364 | 53.52% |
| Field Services | 27,707 | 13,854 | 13,853 | 50.00% |
| Waterway Management - Other | 2,500 | - | 2,500 | 0.00% |
| Contracts - Landscape | 274,413 | 111,584 | 162,829 | 40.66% |
| Clubhouse Security Systems | 14,000 | 6,441 | 7,559 | 46.01% |
| Onsite Staff | 60,000 | 29,120 | 30,880 | 48.53% |
| Insurance -Property & Casualty | 28,300 | 36,071 | (7,771) | 127.46% |
| R&M-Gate | 1,500 | - | 1,500 | 0.00% |
| R&M-Other Landscape | 10,000 | 7,300 | 2,700 | 73.00% |
| R&M-Pools | 39,600 | 17,594 | 22,006 | 44.43% |
| Entry/Gate/Walls Maintenance | 4,000 | 1,551 | 2,449 | 38.78% |
| Plant Replacement Program | 20,000 | - | 20,000 | 0.00% |
| Irrigation Maintenance | 12,000 | 3,639 | 8,361 | 30.33% |
| Mitigation Area Monitoring & Maintenance | 9,500 | - | 9,500 | 0.00% |
| Total Other Physical Environment | 525,820 | 239,090 | 286,730 | 45.47% |
| <u>Capital Expenditures & Projects</u> | | | | |
| Capital Improvements | 30,000 | 3,600 | 26,400 | 12.00% |
| Total Capital Expenditures & Projects | 30,000 | 3,600 | 26,400 | 12.00% |
| <u>Road and Street Facilities</u> | | | | |
| StreetLight - Decorative Light Maint. | 5,000 | - | 5,000 | 0.00% |
| Pavement and Signage Repairs | 1,500 | 350 | 1,150 | 23.33% |
| Misc-Holiday Lighting | 16,050 | 8,375 | 7,675 | 52.18% |
| Total Road and Street Facilities | 22,550 | 8,725 | 13,825 | 38.69% |

PARKWAY CENTER COMMUNITY DEVELOPMENT DISTRICT
Statement of Revenues, Expenditures and Changes in Fund Balances
For the Period Ending March 31, 2024
General Fund (001)
(In Whole Numbers)

| ACCOUNT DESCRIPTION | ANNUAL ADOPTED BUDGET | YEAR TO DATE ACTUAL | VARIANCE (\$) FAV(UNFAV) | YTD ACTUAL AS A % OF ADOPTED BUD |
|--|-----------------------------|------------------------|-----------------------------|--|
| <u>Parks and Recreation</u> | | | | |
| Security Patrol Services | 15,000 | 4,158 | 10,842 | 27.72% |
| R&M-Pools | 2,500 | 1,717 | 783 | 68.68% |
| Playground Equipment and Maintenance | 12,000 | 900 | 11,100 | 7.50% |
| Special Events | 3,000 | - | 3,000 | 0.00% |
| Misc-Contingency | 57,136 | 51,313 | 5,823 | 89.81% |
| Total Parks and Recreation | 89,636 | 58,088 | 31,548 | 64.80% |
| <u>Reserves</u> | | | | |
| Capital Reserve | 38,000 | - | 38,000 | 0.00% |
| Total Reserves | 38,000 | - | 38,000 | 0.00% |
| TOTAL EXPENDITURES & RESERVES | 980,110 | 457,983 | 522,127 | 46.73% |
| Excess (deficiency) of revenues | | | | |
| Over (under) expenditures | - | 506,396 | 506,396 | 0.00% |
| FUND BALANCE, BEGINNING (OCT 1, 2023) | | 288,132 | | |
| FUND BALANCE, ENDING | | \$ 794,528 | | |

PARKWAY CENTER COMMUNITY DEVELOPMENT DISTRICT
Statement of Revenues, Expenditures and Changes in Fund Balances
For the Period Ending March 31, 2024
Series 2008 Debt Service Fund (201)
(In Whole Numbers)

| ACCOUNT DESCRIPTION | ANNUAL ADOPTED BUDGET | YEAR TO DATE ACTUAL | VARIANCE (\$) FAV(UNFAV) | YTD ACTUAL AS A % OF ADOPTED BUD |
|--|-----------------------------|------------------------|-----------------------------|--|
| <u>REVENUES</u> | | | | |
| Interest - Investments | \$ - | \$ 4,511 | \$ 4,511 | 0.00% |
| Special Assmnts- Tax Collector | 167,180 | 171,301 | 4,121 | 102.47% |
| TOTAL REVENUES | 167,180 | 175,812 | 8,632 | 105.16% |
| <u>EXPENDITURES</u> | | | | |
| <u>Debt Service</u> | | | | |
| Principal Debt Retirement | 110,000 | - | 110,000 | 0.00% |
| Interest Expense | 57,180 | 27,259 | 29,921 | 47.67% |
| Total Debt Service | 167,180 | 27,259 | 139,921 | 16.31% |
| TOTAL EXPENDITURES | 167,180 | 27,259 | 139,921 | 16.31% |
| Excess (deficiency) of revenues | | | | |
| Over (under) expenditures | - | 148,553 | 148,553 | 0.00% |
| FUND BALANCE, BEGINNING (OCT 1, 2023) | | 169,832 | | |
| FUND BALANCE, ENDING | | \$ 318,385 | | |

PARKWAY CENTER COMMUNITY DEVELOPMENT DISTRICT
Statement of Revenues, Expenditures and Changes in Fund Balances
For the Period Ending March 31, 2024
Series 2018-1 Debt Service Fund (202)
(In Whole Numbers)

| ACCOUNT DESCRIPTION | ANNUAL ADOPTED BUDGET | YEAR TO DATE ACTUAL | VARIANCE (\$) FAV(UNFAV) | YTD ACTUAL AS A % OF ADOPTED BUD |
|--|-----------------------------|------------------------|-----------------------------|--|
| <u>REVENUES</u> | | | | |
| Interest - Investments | \$ - | \$ 11,743 | \$ 11,743 | 0.00% |
| Special Assmnts- Tax Collector | 378,581 | 369,130 | (9,451) | 97.50% |
| TOTAL REVENUES | 378,581 | 380,873 | 2,292 | 100.61% |
| <u>EXPENDITURES</u> | | | | |
| <u>Debt Service</u> | | | | |
| Principal Debt Retirement | 235,000 | - | 235,000 | 0.00% |
| Interest Expense | 143,581 | 69,734 | 73,847 | 48.57% |
| Total Debt Service | 378,581 | 69,734 | 308,847 | 18.42% |
| TOTAL EXPENDITURES | 378,581 | 69,734 | 308,847 | 18.42% |
| Excess (deficiency) of revenues | | | | |
| Over (under) expenditures | - | 311,139 | 311,139 | 0.00% |
| FUND BALANCE, BEGINNING (OCT 1, 2023) | | 432,578 | | |
| FUND BALANCE, ENDING | | \$ 743,717 | | |

PARKWAY CENTER COMMUNITY DEVELOPMENT DISTRICT
Statement of Revenues, Expenditures and Changes in Fund Balances
For the Period Ending March 31, 2024
Series 2018-2 Debt Service Fund (203)
(In Whole Numbers)

| ACCOUNT DESCRIPTION | ANNUAL ADOPTED BUDGET | YEAR TO DATE ACTUAL | VARIANCE (\$) FAV(UNFAV) | YTD ACTUAL AS A % OF ADOPTED BUD |
|--|-----------------------------|------------------------|-----------------------------|--|
| <u>REVENUES</u> | | | | |
| Interest - Investments | \$ - | \$ 7,421 | \$ 7,421 | 0.00% |
| Special Assmnts- Tax Collector | 287,283 | 281,884 | (5,399) | 98.12% |
| TOTAL REVENUES | 287,283 | 289,305 | 2,022 | 100.70% |
| <u>EXPENDITURES</u> | | | | |
| <u>Debt Service</u> | | | | |
| Principal Debt Retirement | 90,000 | - | 90,000 | 0.00% |
| Interest Expense | 197,283 | 97,854 | 99,429 | 49.60% |
| Total Debt Service | 287,283 | 97,854 | 189,429 | 34.06% |
| TOTAL EXPENDITURES | 287,283 | 97,854 | 189,429 | 34.06% |
| Excess (deficiency) of revenues | | | | |
| Over (under) expenditures | - | 191,451 | 191,451 | 0.00% |
| FUND BALANCE, BEGINNING (OCT 1, 2023) | | 289,519 | | |
| FUND BALANCE, ENDING | | \$ 480,970 | | |

PARKWAY CENTER COMMUNITY DEVELOPMENT DISTRICT
Statement of Revenues, Expenditures and Changes in Fund Balances
For the Period Ending March 31, 2024
Series 2018-2 Capital Projects Fund (303)
(In Whole Numbers)

| <u>ACCOUNT DESCRIPTION</u> | <u>ANNUAL ADOPTED BUDGET</u> | <u>YEAR TO DATE ACTUAL</u> | <u>VARIANCE (\$) FAV(UNFAV)</u> | <u>YTD ACTUAL AS A % OF ADOPTED BUD</u> |
|--|--------------------------------------|--------------------------------|-------------------------------------|---|
| <u>REVENUES</u> | | | | |
| TOTAL REVENUES | - | - | - | 0.00% |
| <u>EXPENDITURES</u> | | | | |
| TOTAL EXPENDITURES | - | - | - | 0.00% |
| Excess (deficiency) of revenues | | | | |
| Over (under) expenditures | - | - | - | 0.00% |
| FUND BALANCE, BEGINNING (OCT 1, 2023) | | 19 | | |
| FUND BALANCE, ENDING | | \$ 19 | | |

PARKWAY CENTER COMMUNITY DEVELOPMENT DISTRICT
Statement of Revenues, Expenditures and Changes in Fund Balances
For the Period Ending March 31, 2024
General Fixed Assets Fund (900)
(In Whole Numbers)

| <u>ACCOUNT DESCRIPTION</u> | <u>ANNUAL ADOPTED BUDGET</u> | <u>YEAR TO DATE ACTUAL</u> | <u>VARIANCE (\$) FAV(UNFAV)</u> | <u>YTD ACTUAL AS A % OF ADOPTED BUD</u> |
|--|--------------------------------------|--------------------------------|-------------------------------------|---|
| <u>REVENUES</u> | | | | |
| TOTAL REVENUES | - | - | - | 0.00% |
| <u>EXPENDITURES</u> | | | | |
| TOTAL EXPENDITURES | - | - | - | 0.00% |
| Excess (deficiency) of revenues | | | | |
| Over (under) expenditures | - | - | - | 0.00% |
| FUND BALANCE, BEGINNING (OCT 1, 2023) | | 7,810,423 | | |
| FUND BALANCE, ENDING | | <u>\$ 7,810,423</u> | | |

Bank Account Statement

Parkway Center CDD

Bank Account Statement: Bank Account No.: 1958, Statement No.: 03-24

Currency Code

| | | | |
|---------------------------------|------------|--------------------------------------|------------|
| Statement Date | 03/31/24 | Statement Balance | 348,081.71 |
| Balance Last Statement | 423,702.16 | Outstanding Bank Transactions | 525.00 |
| Statement Ending Balance | 348,081.71 | Subtotal | 348,606.71 |
| | | Outstanding Checks | -6,100.02 |
| G/L Balance at 03/31/24 | 342,506.69 | Bank Account Balance | 342,506.69 |

| Transaction Date | Type | Document No. | Description | Value Date | Applied Entries | Applied Amount | Statement Amount |
|----------------------------|---------------------------|--------------|------------------------------|------------|-----------------|----------------|------------------|
| Statement No. 03-24 | | | | | | | |
| 02/14/24 | Bank Account Ledger Entry | 6268 | Check for Vendor V000189 | | 1 | -32.95 | -32.95 |
| 02/14/24 | Bank Account Ledger Entry | 6269 | Check for Vendor V000245 | | 1 | -450.00 | -450.00 |
| 02/22/24 | Bank Account Ledger Entry | 6280 | Check for Vendor V000253 | | 1 | -450.00 | -450.00 |
| 02/22/24 | Bank Account Ledger Entry | 6281 | Check for Vendor V000245 | | 1 | -150.00 | -150.00 |
| 02/22/24 | Bank Account Ledger Entry | 6282 | Check for Vendor V000010 | | 1 | -18,917.75 | -18,917.75 |
| 02/29/24 | Bank Account Ledger Entry | 6283 | Check for Vendor V000037 | | 1 | -370.00 | -370.00 |
| 03/04/24 | Bank Account Ledger Entry | JE000591 | He-Water ACH | | 1 | -1,772.87 | -1,772.87 |
| 03/05/24 | Bank Account Ledger Entry | 6286 | Check for Vendor V000253 | | 1 | -1,200.00 | -1,200.00 |
| 03/05/24 | Bank Account Ledger Entry | 6287 | Check for Vendor V000118 | | 1 | -526.09 | -526.09 |
| 03/05/24 | Bank Account Ledger Entry | 6288 | Check for Vendor V000189 | | 1 | -32.95 | -32.95 |
| 03/05/24 | Bank Account Ledger Entry | 6289 | Check for Vendor V000245 | | 1 | -150.00 | -150.00 |
| 03/05/24 | Bank Account Ledger Entry | 6290 | Check for Vendor V000007 | | 1 | -2,276.00 | -2,276.00 |
| 03/05/24 | Bank Account Ledger Entry | 6291 | Check for Vendor V000199 | | 1 | -24.66 | -24.66 |
| 03/05/24 | Bank Account Ledger Entry | 6292 | Check for Vendor V000010 | | 1 | -18,917.75 | -18,917.75 |
| 03/05/24 | Bank Account Ledger Entry | JE000590 | Debt Service/ Tax Revenue | | 1 | 5,225.81 | 5,225.81 |
| 03/08/24 | Bank Account Ledger Entry | JE000588 | Onsite- Payroll 02.09.24 | | 1 | -2,210.70 | -2,210.70 |
| 03/11/24 | Bank Account Ledger Entry | JE000592 | Republic Services ACH | | 1 | -236.61 | -236.61 |
| 03/14/24 | Bank Account Ledger Entry | 6293 | Check for Vendor V000253 | | 1 | -1,600.00 | -1,600.00 |
| 03/14/24 | Bank Account Ledger Entry | 6294 | Check for Vendor V000000 | | 1 | -200.00 | -200.00 |
| 03/14/24 | Bank Account Ledger Entry | 6295 | Check for Vendor V000199 | | 1 | -7,768.67 | -7,768.67 |
| 03/14/24 | Bank Account Ledger Entry | 6296 | Check for Vendor V000236 | | 1 | -200.00 | -200.00 |
| 03/14/24 | Bank Account Ledger Entry | 6298 | Check for Vendor V000010 | | 1 | -2,321.76 | -2,321.76 |
| 03/14/24 | Bank Account Ledger Entry | 6299 | Check for Vendor V000115 | | 1 | -2,417.70 | -2,417.70 |
| 03/14/24 | Bank Account Ledger Entry | 6300 | Check for Vendor V000183 | | 1 | -200.00 | -200.00 |
| 03/14/24 | Bank Account Ledger Entry | JE000593 | TECO ACH | | 1 | -9,466.27 | -9,466.27 |
| 03/22/24 | Bank Account Ledger Entry | JE000589 | Onsite- Payroll 02.23.24 | | 1 | -2,074.87 | -2,074.87 |

Bank Account Statement

Parkway Center CDD

Agenda Page 160
Monday, April 15, 2024
Page 1

| | | | | | | |
|----------|---------------------------|----------|---|---|------------|------------|
| 03/25/24 | Bank Account Ledger Entry | JE000594 | TECO ACH | 1 | -9,791.28 | -9,791.28 |
| 03/31/24 | Bank Account Ledger Entry | JE000587 | Square Activity per Bank statement 02/29 | 1 | 2,912.62 | 2,912.62 |
| Total | | | | | -75,620.45 | -75,620.45 |

Outstanding Payments

| Posting Date | Document Type | Document No. | Description | Statement Amount |
|--------------|---------------|--------------|--|------------------|
| 06/30/23 | | JE000325 | Cleared o/s 09/30 entry in March still o/s | 525.00 |
| Quantity | | | | 1 |
| Total | | | | 525.00 |

Outstanding Checks

| Posting Date | Document Type | Check No. | Description | Statement Amount |
|--------------|---------------|-----------|-------------------------|------------------|
| 10/20/22 | Payment | 5870 | Check for Vendor V00068 | -2,300.00 |
| 02/29/24 | Payment | 6284 | Check for Vendor V00262 | -3,600.02 |
| 03/14/24 | Payment | 6297 | Check for Vendor V00171 | -200.00 |
| Quantity | | | | 3 |
| Total | | | | -6,100.02 |

Bank Account Statement

Parkway Center CDD

Bank Account Statement: Bank Account No.: 5082, Statement No.: 03-24

Currency Code

| | | | |
|--------------------------|------------|-------------------------------|------------|
| Statement Date | 03/31/24 | Statement Balance | 198,064.56 |
| Balance Last Statement | 199,975.00 | Outstanding Bank Transactions | 0.00 |
| Statement Ending Balance | 198,064.56 | Subtotal | 198,064.56 |
| | | Outstanding Checks | -13,678.66 |
| G/L Balance at 03/31/24 | 184,385.90 | Bank Account Balance | 184,385.90 |

| Transaction Date | Type | Document No. | Description | Value Date | Applied Entries | Applied Amount | Statement Amount |
|----------------------------|---------------------------|--------------|---|------------|-----------------|----------------|------------------|
| Statement No. 03-24 | | | | | | | |
| 03/05/24 | Bank Account Ledger Entry | JE000595 | Spectrum ACH | | 1 | -340.52 | -340.52 |
| 03/12/24 | Bank Account Ledger Entry | JE000599 | TFR 163627002649 Service Fee REV 02.29 | | 1 | 25.00 | 25.00 |
| 03/19/24 | Bank Account Ledger Entry | JE000596 | Doorking ACH | | 1 | -63.90 | -63.90 |
| 03/26/24 | Bank Account Ledger Entry | JE000597 | Navitas ACH | | 1 | -1,211.56 | -1,211.56 |
| 03/26/24 | Bank Account Ledger Entry | JE000598 | Navitas ACH | | 1 | -319.46 | -319.46 |
| Total | | | | | | -1,910.44 | -1,910.44 |

Outstanding Payments

| Posting Date | Document Type | Document No. | Description | Statement Amount |
|--------------|---------------|--------------|-------------|------------------|
| Quantity | | | | 0 |
| Total | | | | |

Outstanding Checks

| Posting Date | Document Type | Check No. | Description | Statement Amount |
|--------------|---------------|-----------|-------------------------|------------------|
| 03/26/24 | Payment | 1001 | Check for Vendor V00253 | -190.00 |
| 03/26/24 | Payment | 1002 | Check for Vendor V00118 | -950.82 |
| 03/26/24 | Payment | 1003 | Check for Vendor V00247 | -1,058.75 |
| 03/26/24 | Payment | 1004 | Check for Vendor V00047 | -1,794.09 |
| 03/26/24 | Payment | 1005 | Check for Vendor V00011 | -460.00 |
| 03/26/24 | Payment | 1006 | Check for Vendor V00090 | -9,225.00 |
| Quantity | | | | 6 |
| Total | | | | -13,678.66 |

BANK RECONCILIATION
Parkway Center
BankUnited
March 31, 2024

| | | | |
|----------------------------|-------------|---------------------------|----------------------------|
| Balance per bank as of | 3/31/24 | | \$301,978.33 |
| Add Deposit in transit: | | | |
| | <u>Date</u> | <u>Amount</u> | |
| | | Total Deposits in Transit | <u>\$0.00</u> |
| Less Outstanding Checks: | | | |
| | <u>Date</u> | <u>Check #</u> | <u>Amount</u> |
| | | Total Outstanding Checks | <u>-</u> |
| Balance | | | <u><u>\$301,978.33</u></u> |
| Checkbook balance as of | 3/31/24 | | \$0.00 |
| Less: Bank service charge | | | <u>\$0.00</u> |
| Adjusted checkbook balance | | | <u><u>\$0.00</u></u> |

Parkway Center Community Development District
Expenditure Report - General Fund
For the Period(s) from Oct 01, 2023 to Mar 31, 2024
(Sorted by Department)

| Posting Date | Account # | Document # | Trans. Type | Vendor Name | Description | Amount |
|--------------------------------------|-------------------|------------|-------------|---------------------|---------------------------|--------------------|
| DEPARTMENT NAME: LEGISLATIVE | | | | | | |
| Account Name: Supervisor Fees | | | | | | |
| 10/25/23 | 511100-51101-5000 | JW 102523 | VENDOR | JO ANN WARD | SUPERVISOR FEE 10/25/23 | 200.00 |
| 10/25/23 | 511100-51101-5000 | CH 102523 | VENDOR | CHARLOTTE HAZLEWOOD | SUPERVISOR FEE 10/25/23 | 200.00 |
| 10/25/23 | 511100-51101-5000 | LB 102523 | VENDOR | LINDA W. BELL | SUPERVISOR FEE 10/25/23 | 200.00 |
| 10/25/23 | 511100-51101-5000 | TO 102523 | VENDOR | TANYA O'CONNOR | SUPERVISOR FEE 10/25/23 | 200.00 |
| 10/25/23 | 511100-51101-5000 | KM 102523 | VENDOR | KOKO L. MILLER | SUPERVISOR FEE 10/25/23 | 200.00 |
| 11/15/23 | 511100-51101-5000 | KM 111523 | VENDOR | KOKO L. MILLER | SUPERVISOR FEE - 11/15/23 | 200.00 |
| 11/15/23 | 511100-51101-5000 | JW 111523 | VENDOR | JO ANN WARD | SUPERVISOR FEE - 11/15/23 | 200.00 |
| 11/15/23 | 511100-51101-5000 | LB 111523 | VENDOR | LINDA W. BELL | SUPERVISOR FEE - 11/15/23 | 200.00 |
| 11/15/23 | 511100-51101-5000 | CH 111523 | VENDOR | CHARLOTTE HAZLEWOOD | SUPERVISOR FEE - 11/15/23 | 200.00 |
| 11/15/23 | 511100-51101-5000 | TO 111523 | VENDOR | TANYA O'CONNOR | SUPERVISOR FEE - 11/15/23 | 200.00 |
| 12/13/23 | 511100-51101-5000 | JE 121323 | VENDOR | JO ANN WARD | SUPERVISOR FEE - 12/13/23 | 200.00 |
| 12/13/23 | 511100-51101-5000 | KM 121323 | VENDOR | KOKO L. MILLER | SUPERVISOR FEE - 12/13/23 | 200.00 |
| 12/13/23 | 511100-51101-5000 | TO 121323 | VENDOR | TANYA O'CONNOR | SUPERVISOR FEE - 12/13/23 | 200.00 |
| 01/24/24 | 511100-51101-5000 | LB 012424 | VENDOR | LINDA W. BELL | SUPERVISOR FEE - 01/24/24 | 200.00 |
| 01/24/24 | 511100-51101-5000 | JW 012424 | VENDOR | JO ANN WARD | SUPERVISOR FEE - 01/24/24 | 200.00 |
| 01/24/24 | 511100-51101-5000 | CH 012424 | VENDOR | CHARLOTTE HAZLEWOOD | SUPERVISOR FEE - 01/24/24 | 200.00 |
| 01/24/24 | 511100-51101-5000 | TO 012424 | VENDOR | TANYA O'CONNOR | SUPERVISOR FEE - 01/24/24 | 200.00 |
| 01/24/24 | 511100-51101-5000 | KM 012424 | VENDOR | KOKO L. MILLER | SUPERVISOR FEE - 01/24/24 | 200.00 |
| 02/28/24 | 511100-51101-5000 | KM 022824 | VENDOR | KOKO L. MILLER | SUPERVISOR FEE - 02/28/24 | 200.00 |
| 02/28/24 | 511100-51101-5000 | TO 022824 | VENDOR | TANYA O'CONNOR | SUPERVISOR FEE - 02/28/24 | 200.00 |
| 02/28/24 | 511100-51101-5000 | JW 022824 | VENDOR | JO ANN WARD | SUPERVISOR FEE - 02/28/24 | 200.00 |
| 02/28/24 | 511100-51101-5000 | CH 022824 | VENDOR | CHARLOTTE HAZLEWOOD | SUPERVISOR FEE - 02/28/24 | 200.00 |
| 03/27/24 | 511100-51101-5000 | CH 032724 | VENDOR | CHARLOTTE HAZLEWOOD | SUPERVISOR FEE - 03/27/24 | 200.00 |
| 03/27/24 | 511100-51101-5000 | JW 032724 | VENDOR | JO ANN WARD | SUPERVISOR FEE - 03/27/24 | 200.00 |
| 03/27/24 | 511100-51101-5000 | KM 032724 | VENDOR | KOKO L. MILLER | SUPERVISOR FEE - 03/27/24 | 200.00 |
| 03/27/24 | 511100-51101-5000 | TC 032724 | VENDOR | TANYA O'CONNOR | SUPERVISOR FEE - 03/27/24 | 200.00 |
| YTD Total | | | | | | 5,200.00 |
| Annual Budget | | | | | | \$12,000.00 |
| Amount Remaining / (Budget overage) | | | | | | \$6,800.00 |
| % of Budget | | | | | | 43.3% |
| Legislative Department Total: | | | | | | \$5,200.00 |

DEPARTMENT NAME: FINANCIAL AND ADMINISTRATIVE

| | | | | | | |
|---|-------------------|--------|--------|---------------|----------------------------------|-------------------|
| Account Name: ProfServ-Info Technology | | | | | | |
| 10/30/23 | 531020-51301-5000 | 103566 | VENDOR | INFRAMARK LLC | DISRICT SERVICES OCTOBER 2023 | 157.35 |
| 10/31/23 | 531020-51301-5000 | 104223 | VENDOR | INFRAMARK LLC | DISTRICT INVOICE OCTOBER 2023 | 166.67 |
| 11/20/23 | 531020-51301-5000 | 104763 | VENDOR | INFRAMARK LLC | DISTRICT INVOICE NOVEMBER 2023 | 166.67 |
| 12/21/23 | 531020-51301-5000 | 107125 | VENDOR | INFRAMARK LLC | DISRICT INVOICE DECEMBER 2023 | 166.67 |
| 01/24/24 | 531020-51301-5000 | 108620 | VENDOR | INFRAMARK LLC | DISTRICT INVOICE JANUARY 2024 | 166.67 |
| 02/06/24 | 531020-51301-5000 | 110069 | VENDOR | INFRAMARK LLC | DISTRICT INVOICE FEBRUARY 2024 | 166.67 |
| 03/01/24 | 531020-51301-5000 | 111475 | VENDOR | INFRAMARK LLC | DISTRICT INVOICE MARCH 2024 | 166.67 |
| 03/28/24 | 531020-51301-5000 | 112643 | | | District Services March 2024 R/C | 166.77 |
| YTD Total | | | | | | 1,324.14 |
| Annual Budget | | | | | | \$3,200.00 |
| Amount Remaining / (Budget overage) | | | | | | \$1,875.86 |
| % of Budget | | | | | | 41.4% |

| | | | | | | |
|---|-------------------|--------|--------|---------------|--------------------------------|-------------------|
| Account Name: ProfServ-Recording Secretary | | | | | | |
| 10/31/23 | 531036-51301-5000 | 104223 | VENDOR | INFRAMARK LLC | DISTRICT INVOICE OCTOBER 2023 | 333.33 |
| 11/20/23 | 531036-51301-5000 | 104763 | VENDOR | INFRAMARK LLC | DISTRICT INVOICE NOVEMBER 2023 | 333.33 |
| 12/21/23 | 531036-51301-5000 | 107125 | VENDOR | INFRAMARK LLC | DISRICT INVOICE DECEMBER 2023 | 333.33 |
| YTD Total | | | | | | 999.99 |
| Annual Budget | | | | | | \$2,772.00 |
| Amount Remaining / (Budget overage) | | | | | | \$1,772.01 |
| % of Budget | | | | | | 36.1% |

Parkway Center Community Development District
Expenditure Report - General Fund
For the Period(s) from Oct 01, 2023 to Mar 31, 2024
(Sorted by Department)

| Posting Date | Account # | Document # | Trans. Type | Vendor Name | Description | Amount |
|--|-------------------|------------|-------------|--------------------|---|---|
| Account Name: ProfServ-Trustee Fees | | | | | | |
| 01/25/24 | 531045-51301-5000 | 7205294 | VENDOR | US BANK | TRUSTEE FEE | 7,219.25 |
| | | | | | | YTD Total 7,219.25 |
| | | | | | | Annual Budget \$12,500.00 |
| | | | | | | Amount Remaining / (Budget overage) \$5,280.75 |
| | | | | | | % of Budget 57.8% |
| Account Name: Disclosure Report | | | | | | |
| 10/31/23 | 531142-51301-5000 | 104223 | VENDOR | INFRAMARK LLC | DISTRICT INVOICE OCTOBER 2023 | 500.00 |
| 11/20/23 | 531142-51301-5000 | 104763 | VENDOR | INFRAMARK LLC | DISTRICT INVOICE NOVEMBER 2023 | 500.00 |
| 12/21/23 | 531142-51301-5000 | 107125 | VENDOR | INFRAMARK LLC | DISTRICT INVOICE DECEMBER 2023 | 500.00 |
| 01/24/24 | 531142-51301-5000 | 108620 | VENDOR | INFRAMARK LLC | DISTRICT INVOICE JANUARY 2024 | 500.00 |
| 02/06/24 | 531142-51301-5000 | 110069 | VENDOR | INFRAMARK LLC | DISTRICT INVOICE FEBRUARY 2024 | 500.00 |
| 03/01/24 | 531142-51301-5000 | 111475 | VENDOR | INFRAMARK LLC | DISTRICT INVOICE MARCH 2024 | 500.00 |
| | | | | | | YTD Total 3,000.00 |
| | | | | | | Annual Budget \$6,000.00 |
| | | | | | | Amount Remaining / (Budget overage) \$3,000.00 |
| | | | | | | % of Budget 50.0% |
| Account Name: District Engineer | | | | | | |
| 12/15/23 | 531147-51301-5000 | 2169517 | VENDOR | STANTEC CONSULTING | QUARTERLY VEGETATION CONTROL | 1,385.00 |
| 12/15/23 | 531147-51301-5000 | 2177233 | VENDOR | STANTEC CONSULTING | GENERAL CONSULTING - PROFESSIONAL SERVICES THRU - | 1,095.00 |
| 01/12/24 | 531147-51301-5000 | 2179716 | VENDOR | STANTEC CONSULTING | MITIGATION MAINT. | 225.00 |
| 02/08/24 | 531147-51301-5000 | 2203228 | VENDOR | STANTEC CONSULTING | GENERAL CONSULTING - PROFESSIONAL SERVICES THRU - | 460.00 |
| | | | | | | YTD Total 3,165.00 |
| | | | | | | Annual Budget \$7,500.00 |
| | | | | | | Amount Remaining / (Budget overage) \$4,335.00 |
| | | | | | | % of Budget 42.2% |
| Account Name: District Manager | | | | | | |
| 10/31/23 | 531150-51301-5000 | 104223 | VENDOR | INFRAMARK LLC | DISTRICT INVOICE OCTOBER 2023 | 2,403.33 |
| 11/20/23 | 531150-51301-5000 | 104763 | VENDOR | INFRAMARK LLC | DISTRICT INVOICE NOVEMBER 2023 | 2,403.33 |
| 12/21/23 | 531150-51301-5000 | 107125 | VENDOR | INFRAMARK LLC | DISTRICT INVOICE DECEMBER 2023 | 2,403.33 |
| 01/24/24 | 531150-51301-5000 | 108620 | VENDOR | INFRAMARK LLC | DISTRICT INVOICE JANUARY 2024 | 2,403.33 |
| 02/06/24 | 531150-51301-5000 | 110069 | VENDOR | INFRAMARK LLC | DISTRICT INVOICE FEBRUARY 2024 | 2,403.33 |
| 03/01/24 | 531150-51301-5000 | 111475 | VENDOR | INFRAMARK LLC | DISTRICT INVOICE MARCH 2024 | 2,403.33 |
| | | | | | | YTD Total 14,419.98 |
| | | | | | | Annual Budget \$28,840.00 |
| | | | | | | Amount Remaining / (Budget overage) \$14,420.02 |
| | | | | | | % of Budget 50.0% |
| Account Name: Accounting Services | | | | | | |
| 10/31/23 | 532001-51301-5000 | 104223 | VENDOR | INFRAMARK LLC | DISTRICT INVOICE OCTOBER 2023 | 2,389.75 |
| 11/20/23 | 532001-51301-5000 | 104763 | VENDOR | INFRAMARK LLC | DISTRICT INVOICE NOVEMBER 2023 | 2,389.75 |
| 12/21/23 | 532001-51301-5000 | 107125 | VENDOR | INFRAMARK LLC | DISTRICT INVOICE DECEMBER 2023 | 2,389.75 |
| 01/24/24 | 532001-51301-5000 | 108620 | VENDOR | INFRAMARK LLC | DISTRICT INVOICE JANUARY 2024 | 2,389.75 |
| 02/06/24 | 532001-51301-5000 | 110069 | VENDOR | INFRAMARK LLC | DISTRICT INVOICE FEBRUARY 2024 | 2,389.75 |
| 03/01/24 | 532001-51301-5000 | 111475 | VENDOR | INFRAMARK LLC | DISTRICT INVOICE MARCH 2024 | 2,389.75 |
| | | | | | | YTD Total 14,338.50 |
| | | | | | | Annual Budget \$28,667.00 |
| | | | | | | Amount Remaining / (Budget overage) \$14,328.50 |
| | | | | | | % of Budget 50.0% |
| Account Name: Website Compliance | | | | | | |
| 12/21/23 | 534397-51301-5000 | 107125 | VENDOR | INFRAMARK LLC | DISTRICT INVOICE DECEMBER 2023 | 113.76 |
| | | | | | | YTD Total 113.76 |
| | | | | | | Annual Budget \$1,500.00 |
| | | | | | | Amount Remaining / (Budget overage) \$1,386.24 |
| | | | | | | % of Budget 7.6% |
| Account Name: Postage, Phone, Faxes, Copies | | | | | | |
| 10/30/23 | 541024-51301-5000 | 103566 | VENDOR | INFRAMARK LLC | DISTRICT SERVICES OCTOBER 2023 | 11.34 |
| 10/30/23 | 541024-51301-5000 | 103566 | VENDOR | INFRAMARK LLC | DISTRICT SERVICES OCTOBER 2023 | 6.24 |
| 10/30/23 | 541024-51301-5000 | 103566 | VENDOR | INFRAMARK LLC | DISTRICT SERVICES OCTOBER 2023 | 2.85 |
| 11/30/23 | 541024-51301-5000 | 105788 | VENDOR | INFRAMARK LLC | DISTRICT SERVICES NOVEMBER 2023 | 20.79 |
| 11/30/23 | 541024-51301-5000 | 105788 | VENDOR | INFRAMARK LLC | DISTRICT SERVICES NOVEMBER 2023 | 4.68 |
| 11/30/23 | 541024-51301-5000 | 105788 | VENDOR | INFRAMARK LLC | DISTRICT SERVICES NOVEMBER 2023 | 25.95 |
| 12/21/23 | 541024-51301-5000 | 107125 | VENDOR | INFRAMARK LLC | DISTRICT INVOICE DECEMBER 2023 | 12.60 |
| 12/21/23 | 541024-51301-5000 | 107125 | VENDOR | INFRAMARK LLC | DISTRICT INVOICE DECEMBER 2023 | 0.75 |
| 01/30/24 | 541024-51301-5000 | 108872 | VENDOR | INFRAMARK LLC | DISTRICT SERVICES JANUARY 2024 | 8.19 |
| 01/30/24 | 541024-51301-5000 | 108872 | VENDOR | INFRAMARK LLC | DISTRICT SERVICES JANUARY 2024 | 0.39 |
| 02/27/24 | 541024-51301-5000 | 110653 | VENDOR | INFRAMARK LLC | DISTRICT SERVICES FEBRUARY 2024 | 7.56 |
| 02/27/24 | 541024-51301-5000 | 110653 | VENDOR | INFRAMARK LLC | DISTRICT SERVICES FEBRUARY 2024 | 0.60 |
| 03/28/24 | 541024-51301-5000 | 112643 | VENDOR | INFRAMARK LLC | DISTRICT SERVICES MARCH 2024 | 3.45 |
| 03/28/24 | 541024-51301-5000 | 112643 | VENDOR | INFRAMARK LLC | DISTRICT SERVICES MARCH 2024 | 12.48 |
| 03/28/24 | 541024-51301-5000 | 112643 | VENDOR | INFRAMARK LLC | DISTRICT SERVICES MARCH 2024 | 14.08 |
| | | | | | | YTD Total 131.95 |
| | | | | | | Annual Budget \$750.00 |
| | | | | | | Amount Remaining / (Budget overage) \$618.05 |
| | | | | | | % of Budget 17.6% |

Parkway Center Community Development District

Expenditure Report - General Fund
For the Period(s) from Oct 01, 2023 to Mar 31, 2024
(Sorted by Department)

| Posting Date | Account # | Document # | Trans. Type | Vendor Name | Description | Amount |
|--|-------------------|----------------|-------------|--------------------------------|---------------------------------|---|
| Account Name: Public Officials Insurance | | | | | | |
| 10/31/23 | 545008-51301-5000 | 20182 | VENDOR | EGIS INSURANCE | POLICY RENEWAL | 3,409.00 |
| | | | | | | YTD Total 3,409.00 |
| | | | | | | Annual Budget \$4,325.00 |
| | | | | | | Amount Remaining / (Budget overage) \$916.00 |
| | | | | | | % of Budget 78.8% |
| Account Name: Legal Advertising | | | | | | |
| 10/11/23 | 548002-51301-5000 | 308188 101123 | VENDOR | TIMES PUBLISHING COM | MEETING SCHEDULE AD | 429.98 |
| | | | | | | YTD Total 429.98 |
| | | | | | | Annual Budget \$1,000.00 |
| | | | | | | Amount Remaining / (Budget overage) \$570.02 |
| | | | | | | % of Budget 43.0% |
| Account Name: Bank Fees | | | | | | |
| | | | | | | YTD Total - |
| | | | | | | Annual Budget \$350.00 |
| | | | | | | Amount Remaining / (Budget overage) \$350.00 |
| | | | | | | % of Budget 0.0% |
| Account Name: Miscellaneous Expenses | | | | | | |
| 11/30/23 | 549999-51301-5000 | JE000465 | | | DISRICT SERVICES NOVEMBER 2023 | 461.03 |
| | | | | | | YTD Total 461.03 |
| | | | | | | Annual Budget \$500.00 |
| | | | | | | Amount Remaining / (Budget overage) \$38.97 |
| | | | | | | % of Budget 92.2% |
| Account Name: Dues, Licenses, Subscriptions | | | | | | |
| 10/02/23 | 554020-51301-5000 | DEO 100223 ACH | VENDOR | DEPARTMENT OF ECONOMIC OPPORTY | FY 24 SPECIAL DISTRICT FEE | 175.00 |
| 11/01/23 | 554020-51301-5000 | A0491040000 | VENDOR | NANCY MILLAN, TAX COLLECTOR | TAX COLLECTOR | 1,794.09 |
| 02/27/24 | 554020-51301-5000 | 110653 | VENDOR | INFRAMARK LLC | DISTRICT SERVICES FEBRUARY 2024 | 16.50 |
| | | | | | | YTD Total 1,985.59 |
| | | | | | | Annual Budget \$500.00 |
| | | | | | | Amount Remaining / (Budget overage) (\$1,485.59) |
| | | | | | | % of Budget 397.1% |
| | | | | | | Financial And Administrative Department Total: \$50,998.17 |

DEPARTMENT NAME: LEGAL COUNSEL

| | | | | | | |
|---------------------------------------|-------------------|---------|--------|-------------------|--|---|
| Account Name: District Counsel | | | | | | |
| 10/31/23 | 531146-51401-5000 | 1426820 | VENDOR | BURR & FORMAN LLP | PROFESSIONAL SERVICES | 520.00 |
| 12/14/23 | 531146-51401-5000 | 1439201 | VENDOR | BURR & FORMAN LLP | PROFESSIONAL SERVICES | 552.50 |
| 02/22/24 | 531146-51401-5000 | 1453587 | VENDOR | BURR & FORMAN LLP | PROFESSIONAL SERVICES - THROUGH 01/31/24 | 526.09 |
| 03/14/24 | 531146-51401-5000 | 1458556 | VENDOR | BURR & FORMAN LLP | PROFESSIONAL SERVICES | 950.82 |
| | | | | | | YTD Total 2,549.41 |
| | | | | | | Annual Budget \$7,500.00 |
| | | | | | | Amount Remaining / (Budget overage) \$4,950.59 |
| | | | | | | % of Budget 34.0% |
| | | | | | | Legal Counsel Department Total: \$2,549.41 |

Parkway Center Community Development District
Expenditure Report - General Fund
For the Period(s) from Oct 01, 2023 to Mar 31, 2024
(Sorted by Department)

| Posting Date | Account # | Document # | Trans. Type | Vendor Name | Description | Amount |
|-----------------|-----------|------------|----------------|-------------|-------------|--------|
|-----------------|-----------|------------|----------------|-------------|-------------|--------|

DEPARTMENT NAME: ELECTRIC UTILITY SERVICES

Account Name: Electricity - Streetlights

| | | | | | | |
|----------|-------------------|-----------------|--------|------|--|-----------|
| 10/31/23 | 543013-53100-5000 | 0319 110323 ACH | VENDOR | TECO | BULK BILLING - ELECTRICITY - 09/01/23-10/20/23 | 9,858.37 |
| 10/31/23 | 543013-53100-5000 | 0146 110623 ACH | VENDOR | TECO | ELECTRICITY SERVICE - 10/03/23-10/31/23 | 820.50 |
| 10/31/23 | 543013-53100-5000 | 1963 110623 ACH | VENDOR | TECO | ELECTRICITY SERVICE - 10/03/23-10/31/23 | 308.58 |
| 10/31/23 | 543013-53100-5000 | 5560 110623 ACH | VENDOR | TECO | ELECTRICITY SERVICE - 10/03/23-10/31/23 | 1,127.94 |
| 10/31/23 | 543013-53100-5000 | 0609 110623 ACH | VENDOR | TECO | ELECTRICITY SERVICE - 10/03/23-10/31/23 | 610.16 |
| 10/31/23 | 543013-53100-5000 | 0369 110623 ACH | VENDOR | TECO | ELECTRICITY SERVICE - 10/03/23-10/31/23 | 647.78 |
| 10/31/23 | 543013-53100-5000 | 0319 120623 ACH | VENDOR | TECO | BULK BILLING - ELECTRICITY SERVICE - 10/03/23-10/3 | 10,274.58 |
| 11/30/23 | 543013-53100-5000 | 0146 120723 ACH | VENDOR | TECO | ELECTRICITY SERVICE - 11/01/23-12/01/23 | 820.50 |
| 11/30/23 | 543013-53100-5000 | 0369 120723 ACH | VENDOR | TECO | ELECTRICITY SERVICE - 11/01/23-12/01/23 | 647.78 |
| 11/30/23 | 543013-53100-5000 | 1963 120723 ACH | VENDOR | TECO | ELECTRICITY SERVICE - 11/01/23-12/01/23 | 308.58 |
| 11/30/23 | 543013-53100-5000 | 0609 120723 ACH | VENDOR | TECO | ELECTRICITY SERVICE - 11/01/23-12/01/23 | 610.16 |
| 11/30/23 | 543013-53100-5000 | 0319 010824 ACH | VENDOR | TECO | BULK BILLING - ELECTRICITY SERVICE - 11/01/23-12/0 | 9,603.73 |
| 12/07/23 | 543013-53100-5000 | 5560 120723 ACH | VENDOR | TECO | ELECTRICITY SERVICE - 11/01/23-12/01/23 | 1,178.41 |
| 12/31/23 | 543013-53100-5000 | 0369 010924 ACH | VENDOR | TECO | ELECTRICITY SERVICE - 12/02/23-01/03/23 | 634.46 |
| 12/31/23 | 543013-53100-5000 | 1963 010924 ACH | VENDOR | TECO | ELECTRICITY SERVICE - 12/02/23-01/03/23 | 315.20 |
| 12/31/23 | 543013-53100-5000 | 0609 010924 ACH | VENDOR | TECO | ELECTRICITY SERVICE - 12/02/23-01/03/23 | 623.19 |
| 12/31/23 | 543013-53100-5000 | 0146 010924 ACH | VENDOR | TECO | ELECTRICITY SERVICE - 12/02/23-01/03/24 | 801.66 |
| 12/31/23 | 543013-53100-5000 | 5560 010924 ACH | VENDOR | TECO | ELECTRICITY SERVICE - 12/02/23-01/03/24 | 936.82 |
| 02/06/24 | 543013-53100-5000 | 0319 020624 ACH | VENDOR | TECO | BULK BILLING - ELECTRIC | 10,070.58 |
| 02/07/24 | 543013-53100-5000 | 5560 020724 ACH | VENDOR | TECO | ELECTRIC - 01/04/24-02/01/24 | 932.17 |
| 02/07/24 | 543013-53100-5000 | 0609 020724 ACH | VENDOR | TECO | ELECTRIC - 01/04/24-02/01/24 | 623.19 |
| 02/07/24 | 543013-53100-5000 | 1963 020724 ACH | VENDOR | TECO | ELECTRIC - 01/04/24-02/01/24 | 315.20 |
| 02/07/24 | 543013-53100-5000 | 0369 020724 ACH | VENDOR | TECO | ELECTRIC - 01/04/24-02/01/24 | 661.31 |
| 02/07/24 | 543013-53100-5000 | 0146 020724 ACH | VENDOR | TECO | ELECTRIC - 01/04/24-02/01/24 | 837.66 |
| 02/21/24 | 543013-53100-5000 | 0319 022124 ACH | VENDOR | TECO | BULK BILLING - ELECTRIC | 9,466.27 |
| 03/01/24 | 543013-53100-5000 | 0319 030624 ACH | VENDOR | TECO | BULK BILLING - ELECTRIC | 9,791.28 |
| 03/07/24 | 543013-53100-5000 | 5560 030724 ACH | VENDOR | TECO | ELECTRIC - 02/02/24-03/01/24 | 1,046.28 |
| 03/07/24 | 543013-53100-5000 | 1963 030724 ACH | VENDOR | TECO | ELECTRIC - 02/02/24-03/01/24 | 315.20 |
| 03/07/24 | 543013-53100-5000 | 0609 030724 ACH | VENDOR | TECO | ELECTRIC - 02/02/24-03/01/24 | 623.19 |
| 03/07/24 | 543013-53100-5000 | 0369 030724 ACH | VENDOR | TECO | ELECTRIC - 02/02/24-03/01/24 | 661.31 |
| 03/07/24 | 543013-53100-5000 | 0146 030724 ACH | VENDOR | TECO | ELECTRIC - 02/02/24-03/01/24 | 837.66 |

YTD Total 76,309.70

Annual Budget \$120,000.00

Amount Remaining / (Budget overage) \$43,690.30

% of Budget 63.6%

Electric Utility Services Department Total: \$76,309.70

DEPARTMENT NAME: GARBAGE/SOLID WASTE SERVICES

Account Name: Garbage - Recreational Facility

| | | | | | | |
|----------|-------------------|-----------------|--------|------------------------|------------------------------------|--------|
| 10/31/23 | 543185-53400-5000 | 0521 101723 ACH | VENDOR | REPUBLIC SERVICES #696 | PICKUP SERVICE - 11/01/23-11/30/23 | 243.34 |
| 11/17/23 | 543185-53400-5000 | 7432 111723 ACH | VENDOR | REPUBLIC SERVICES #696 | CONTAINER SERVICE - DECEMBER 2023 | 242.30 |
| 12/17/23 | 543185-53400-5000 | 4101 121723 ACH | VENDOR | REPUBLIC SERVICES #696 | WASTE SERVICE - JANUARY 2024 | 237.90 |
| 01/17/24 | 543185-53400-5000 | 0696-001160670 | VENDOR | REPUBLIC SERVICES #696 | WASTE SERVICE - FEBRUARY 2024 | 234.02 |
| 02/17/24 | 543185-53400-5000 | 6402 021724 ACH | VENDOR | REPUBLIC SERVICES #696 | GARBAGE - MARCH 2024 | 236.61 |

YTD Total 1,194.17

Annual Budget \$1,700.00

Amount Remaining / (Budget overage) \$505.83

% of Budget 70.2%

Garbage/Solid Waste Services Department Total: \$1,194.17

Parkway Center Community Development District
Expenditure Report - General Fund
For the Period(s) from Oct 01, 2023 to Mar 31, 2024
(Sorted by Department)

| Posting Date | Account # | Document # | Trans. Type | Vendor Name | Description | Amount |
|---|-------------------|-----------------|-----------------|-------------|-----------------------------------|----------|
| DEPARTMENT NAME: WATER-SEWER COMB SERVICES | | | | | | |
| Account Name: Utility - Water | | | | | | |
| 10/19/23 | 543018-53600-5000 | 2368 101923 ACH | VENDOR B.O.C.C. | | WATER SERVICE - 09/18/23-10/17/23 | 2,122.65 |
| 11/17/23 | 543018-53600-5000 | 2368 111723 ACH | VENDOR B.O.C.C. | | WATER SERVICE - 10/17/23-11/14/23 | 2,357.93 |
| 12/19/23 | 543018-53600-5000 | 2368 121923 ACH | VENDOR B.O.C.C. | | WATER SERVICE - 11/15/23-12/15/23 | 2,730.10 |
| 01/19/24 | 543018-53600-5000 | 2368 011924 ACH | VENDOR B.O.C.C. | | WATER SERVICE - 12/15/23-01/18/24 | 1,832.78 |
| 02/20/24 | 543018-53600-5000 | 2368 022024 ACH | VENDOR B.O.C.C. | | WATER - 01/18/24-02/19/24 | 1,772.87 |
| 03/20/24 | 543018-53600-5000 | 2368 032024 ACH | VENDOR B.O.C.C. | | WATER - 02/19/24-03/15/24 | 1,045.03 |

| | |
|-------------------------------------|--------------------|
| YTD Total | 11,861.36 |
| Annual Budget | \$16,800.00 |
| Amount Remaining / (Budget overage) | \$4,938.64 |
| % of Budget | 70.6% |

| | |
|--|--------------------|
| Water-Sewer Comb Services Department Total: | \$11,861.36 |
|--|--------------------|

DEPARTMENT NAME: OTHER PHYSICAL ENVIRONMENT

| | | | | | | |
|--|-------------------|-------|--------|---------------------------|---|------------|
| Account Name: Waterway Management | | | | | | |
| 10/27/23 | 531085-53908-5000 | 89243 | VENDOR | FIRST CHOICE AQUATIC WEED | WATERWAY SERVICE - NOVEMBER 2023 | 1,846.00 |
| 10/31/23 | 531085-53908-5000 | 90046 | VENDOR | FIRST CHOICE AQUATIC WEED | SUPPLY/INSTALL BARERROOT GULF SPIKERUSH | 3,926.79 |
| 11/27/23 | 531085-53908-5000 | 90220 | VENDOR | FIRST CHOICE AQUATIC WEED | WATERWAY SERVICE - DECEMBER 2023 | 2,276.00 |
| 12/31/23 | 531085-53908-5000 | 92176 | VENDOR | FIRST CHOICE AQUATIC WEED | WATERWAY SERVICE - JANUARY 2024 | 1,846.00 |
| 01/01/24 | 531085-53908-5000 | 90046 | | | SUPPLY/INSTALL BARERROOT GULF SPIKERUSH R/C | (3,926.79) |
| 01/31/24 | 531085-53908-5000 | 93315 | VENDOR | FIRST CHOICE AQUATIC WEED | WATERWAY SERVICE - FEBRUARY 2024 | 1,846.00 |
| 02/23/24 | 531085-53908-5000 | 93520 | VENDOR | FIRST CHOICE AQUATIC WEED | WATERWAY SERVICE - MARCH 2024 | 2,276.00 |
| 03/25/24 | 531085-53908-5000 | 94561 | VENDOR | FIRST CHOICE AQUATIC WEED | WATERWAY SERVICE - APRIL 2024 | 1,846.00 |

| | |
|-------------------------------------|--------------------|
| YTD Total | 11,936.00 |
| Annual Budget | \$22,300.00 |
| Amount Remaining / (Budget overage) | \$10,364.00 |
| % of Budget | 53.5% |

Account Name: Field Services

| | | | | | | |
|----------|-------------------|--------|--------|---------------|--------------------------------|----------|
| 10/31/23 | 531122-53908-5000 | 104223 | VENDOR | INFRAMARK LLC | DISTRICT INVOICE OCTOBER 2023 | 2,308.92 |
| 11/20/23 | 531122-53908-5000 | 104763 | VENDOR | INFRAMARK LLC | DISTRICT INVOICE NOVEMBER 2023 | 2,308.92 |
| 12/21/23 | 531122-53908-5000 | 107125 | VENDOR | INFRAMARK LLC | DISTRICT INVOICE DECEMBER 2023 | 2,308.92 |
| 01/24/24 | 531122-53908-5000 | 108620 | VENDOR | INFRAMARK LLC | DISTRICT INVOICE JANUARY 2024 | 2,308.92 |
| 02/06/24 | 531122-53908-5000 | 110069 | VENDOR | INFRAMARK LLC | DISTRICT INVOICE FEBRUARY 2024 | 2,308.92 |
| 03/01/24 | 531122-53908-5000 | 111475 | VENDOR | INFRAMARK LLC | DISTRICT INVOICE MARCH 2024 | 2,308.92 |

| | |
|-------------------------------------|--------------------|
| YTD Total | 13,853.52 |
| Annual Budget | \$27,707.04 |
| Amount Remaining / (Budget overage) | \$13,853.52 |
| % of Budget | 50.0% |

Account Name: Contracts - Landscape

| | | | | | | |
|----------|-------------------|----------|--------|-----------------------|----------------------------------|------------|
| 10/31/23 | 534171-53908-5000 | JE000429 | | | GROUND MAINT. OCTOBER 2023 | 18,917.75 |
| 11/09/23 | 534171-53908-5000 | 22075 | | | Refund LMP #22075#### | (3,272.50) |
| 11/30/23 | 534171-53908-5000 | JE000456 | | | "GROUND MAINT. NOVEMBER 2023" | 18,917.75 |
| 12/31/23 | 534171-53908-5000 | JE000457 | | | "GROUND MAINT. DECEMBER 2023" | 18,917.75 |
| 01/01/24 | 534171-53908-5000 | 180872 | | | GROUND MAINT. - JANUARY 2024 R/C | 18,917.75 |
| 01/31/24 | 534171-53908-5000 | 181728 | VENDOR | LANDSCAPE MAINTENANCE | MULCH - ADDITIONAL | 336.00 |
| 01/31/24 | 534171-53908-5000 | 181728 | | | MULCH - ADDITIONAL R/C | (336.00) |
| 02/01/24 | 534171-53908-5000 | 181452 | VENDOR | LANDSCAPE MAINTENANCE | GROUND MAINT. - FEBRUARY 2024 | 18,917.75 |
| 02/29/24 | 534171-53908-5000 | 182379 | VENDOR | LANDSCAPE MAINTENANCE | VEGETATIVE CLEAN-UP | 1,350.00 |
| 03/01/24 | 534171-53908-5000 | 182114 | VENDOR | LANDSCAPE MAINTENANCE | GROUND MAINT. - MARCH 2024 | 18,917.75 |

| | |
|-------------------------------------|---------------------|
| YTD Total | 111,584.00 |
| Annual Budget | \$274,413.00 |
| Amount Remaining / (Budget overage) | \$162,829.00 |
| % of Budget | 40.7% |

Account Name: Clubhouse Security Systems

| | | | | | | |
|----------|-------------------|----------|--------|-------------------|--------------------------------------|----------|
| 10/02/23 | 534174-53908-5000 | 733381 | VENDOR | ENVERA SYSTEMS | VIDEO MONITORING - NOVEMBER 2023 | 79.40 |
| 10/23/23 | 534174-53908-1000 | 12456764 | VENDOR | COMMERCIAL FIRE & | ALARM SYSTEMS SERVICE CALL | 696.30 |
| 11/01/23 | 534174-53908-5000 | 734454 | VENDOR | ENVERA SYSTEMS | VIDEO MONITORING - 12/01/23-12/31/23 | 1,058.75 |
| 11/14/23 | 534174-53908-1000 | 12457175 | VENDOR | COMMERCIAL FIRE & | ANNUAL FIRE TESTING | 361.00 |
| 12/01/23 | 534174-53908-5000 | 735580 | VENDOR | ENVERA SYSTEMS | VIDEO MONITORING - 01/01/24-01/31/24 | 1,058.75 |
| 12/05/23 | 534174-53908-1000 | 12457508 | VENDOR | COMMERCIAL FIRE & | LATE FEE | 10.44 |
| 01/02/24 | 534174-53908-5000 | 736664 | VENDOR | ENVERA SYSTEMS | VIDEO MONITORING - FEBRUARY 2024 | 1,058.75 |
| 02/01/24 | 534174-53908-5000 | 737715 | VENDOR | ENVERA SYSTEMS | VIDEO MONITORING - MARCH 2024 | 1,058.75 |
| 03/01/24 | 534174-53908-5000 | 738907 | VENDOR | ENVERA SYSTEMS | VIDEO MONITORING - APRIL 2024 | 1,058.75 |

| | |
|-------------------------------------|--------------------|
| YTD Total | 6,440.89 |
| Annual Budget | \$14,000.00 |
| Amount Remaining / (Budget overage) | \$7,559.11 |
| % of Budget | 46.0% |

Parkway Center Community Development District
Expenditure Report - General Fund
For the Period(s) from Oct 01, 2023 to Mar 31, 2024
(Sorted by Department)

| Posting Date | Account # | Document # | Trans. Type | Vendor Name | Description | Amount |
|---|-------------------|------------|-------------|------------------------------|---|--------------|
| Account Name: Onsite Staff | | | | | | |
| 10/06/23 | 534215-53908-5000 | JE000422 | | | Onsite- Payroll 10.06.23 | 1,640.36 |
| 10/20/23 | 534215-53908-5000 | JE000423 | | | Onsite- Payroll 10.20.23 | 1,776.27 |
| 11/03/23 | 534215-53908-5000 | JE000433 | | | Onsite- Payroll 11.03.23 | 2,130.80 |
| 11/17/23 | 534215-53908-5000 | JE000434 | | | Onsite- Payroll 11.03.23 | 1,989.00 |
| 12/01/23 | 534215-53908-5000 | JE000482 | | | Onsite- Payroll 12.01.23 | 4,440.33 |
| 12/15/23 | 534215-53908-5000 | JE000480 | | | Onsite- Payroll 12.15.23 | 2,001.49 |
| 12/29/23 | 534215-53908-5000 | JE000481 | | | Onsite- Payroll 12.29.23 | 2,421.93 |
| 01/12/24 | 534215-53908-5000 | JE000516 | | | Onsite- Payroll 01.12.24 | 1,436.99 |
| 01/16/24 | 534215-53908-5000 | JE000517 | | | Onsite- Payroll 01.16.24 | 397.22 |
| 01/26/24 | 534215-53908-5000 | JE000518 | | | Onsite- Payroll 01.26.24 | 2,223.27 |
| 02/09/24 | 534215-53908-5000 | JE000564 | | | Onsite- Payroll 02.09.25 | 2,307.39 |
| 02/23/24 | 534215-53908-5000 | JE000565 | | | Onsite- Payroll 02.23.25 | 2,068.93 |
| 03/08/24 | 534215-53908-5000 | JE000588 | | | Onsite- Payroll 02.09.25 | 2,210.70 |
| 03/22/24 | 534215-53908-5000 | JE000589 | | | Onsite- Payroll 02.23.25 | 2,074.87 |
| YTD Total | | | | | | 29,119.55 |
| Annual Budget | | | | | | \$60,000.00 |
| Amount Remaining / (Budget overage) | | | | | | \$30,880.45 |
| % of Budget | | | | | | 48.5% |
| Account Name: Insurance -Property & Casualty | | | | | | |
| 10/31/23 | 545009-53908-5000 | 20182 | VENDOR | EGIS INSURANCE | POLICY RENEWAL | 6,507.00 |
| 10/31/23 | 545009-53908-5000 | 20182 | VENDOR | EGIS INSURANCE | POLICY RENEWAL | 29,564.00 |
| YTD Total | | | | | | 36,071.00 |
| Annual Budget | | | | | | \$28,300.00 |
| Amount Remaining / (Budget overage) | | | | | | (\$7,771.00) |
| % of Budget | | | | | | 127.5% |
| Account Name: R&M-Other Landscape | | | | | | |
| 10/16/23 | 546036-53908-5000 | 3038 | VENDOR | DON HARRISON ENTERPRISES LLC | ROUTINE MAINT. - OCTOBER 2023 | 1,057.00 |
| 10/16/23 | 546036-53908-5000 | 3038 | | | ROUTINE MAINT. - OCTOBER 2023 R/C | (1,057.00) |
| 11/20/23 | 546036-53908-5000 | 180026 | VENDOR | LANDSCAPE MAINTENANCE | MULCH INSTALLED | 36,400.00 |
| 11/20/23 | 546036-53908-5000 | 180026 | | | MULCH INSTALLED R/C | (36,400.00) |
| 11/30/23 | 546036-53908-5000 | JE000458 | | | JANITORIAL SERVICE - OCTOBER 2023 | 900.00 |
| 12/18/23 | 546036-53908-5000 | 7920 | VENDOR | CARSON'S LAWN & LANDSCAPING | TREE REMOVAL / DEBRIS HAUL | 5,600.00 |
| 12/18/23 | 546036-53908-5000 | 7920 | | | TREE REMOVAL / DEBRIS HAUL R/C | (5,600.00) |
| 12/22/23 | 546036-53908-5000 | 0053488 | | | PORTER SERVICE - DECMEBER 2023 R/C | 520.00 |
| 12/22/23 | 546036-53908-5000 | 0053487 | | | JANITORIAL SERVICES - DECEMBER 2023 R/C | 900.00 |
| 12/31/23 | 546036-53908-5000 | JE000459 | | | PORTER SERVICE - OCTOBER 2023 | 520.00 |
| 12/31/23 | 546036-53908-5000 | JE000460 | | | PORTER SERVICE - SEPTEMBER 2023 | 520.00 |
| 12/31/23 | 546036-53908-5000 | JE000461 | | | JANITORIAL SERVICE - NOVEMBER 2023 | 900.00 |
| 12/31/23 | 546036-53908-5000 | JE000462 | | | PORTER SERVICE - NOVEMBER 2023 | 520.00 |
| 12/31/23 | 546036-53908-5000 | JE000463 | | | PORTER SERVICE - DECEMBER 2023 | 520.00 |
| 12/31/23 | 546036-53908-5000 | JE000464 | | | JANITORIAL DECEMBER 2023 | 900.00 |
| 01/18/24 | 546036-53908-5000 | 0053518 | | | JANITORIAL SERVICE - JANUARY 2024 R/C | 1,100.00 |
| YTD Total | | | | | | 7,300.00 |
| Annual Budget | | | | | | \$10,000.00 |
| Amount Remaining / (Budget overage) | | | | | | \$2,700.00 |
| % of Budget | | | | | | 73.0% |

Parkway Center Community Development District

Expenditure Report - General Fund
For the Period(s) from Oct 01, 2023 to Mar 31, 2024
(Sorted by Department)

| Posting Date | Account # | Document # | Trans. Type | Vendor Name | Description | Amount |
|---|-------------------|-----------------|-------------|------------------------------|---|-------------|
| Account Name: R&M-Pools | | | | | | |
| 10/01/23 | 546074-53908-5000 | 12842 | VENDOR | BLUE LIFE POOL SERVICE LLC | POOL SERVICE - OCTOBER 2023 | 1,600.00 |
| 10/16/23 | 546074-53908-5000 | 3038 | | | ROUTINE MAINT. - OCTOBER 2023 R/c | 1,057.00 |
| 10/28/23 | 546074-53908-5000 | 3044 | | | SPA TIMER REPLACED R/C | 407.00 |
| 11/01/23 | 546074-53908-5000 | 13099 | VENDOR | BLUE LIFE POOL SERVICE LLC | POOL SERVICE - NOVEMBER 2023 | 1,600.00 |
| 11/20/23 | 546074-53908-5000 | 3054 | | | ROUTINE MAINT. - NOVEMBER 2023 R/C | 610.00 |
| 11/29/23 | 546074-53908-5000 | 01194016 | VENDOR | FLA POOLS INC. | FIXED POOL STEPS | 3,100.00 |
| 12/01/23 | 546074-53908-5000 | 13353 | VENDOR | BLUE LIFE POOL SERVICE LLC | REGULAR POOL CLEANING - DECEMBER 2023 | 1,600.00 |
| 01/01/24 | 546074-53908-5000 | 13450 | VENDOR | BLUE LIFE POOL SERVICE LLC | POOL SERVICE - JANUARY 2024 | 1,660.00 |
| 01/18/24 | 546074-53908-5000 | 3073 | | | ROUTINE MAINT. - JANUARY 2024 R/C | 520.00 |
| 01/25/24 | 546074-53908-5000 | 13673 | VENDOR | BLUE LIFE POOL SERVICE LLC | TILE SPECIAL CLEANING | 400.00 |
| 02/01/24 | 546074-53908-5000 | 13737 | VENDOR | BLUE LIFE POOL SERVICE LLC | POOL SERVICE - FEBRUARY 2024 | 1,600.00 |
| 02/13/24 | 546074-53908-5000 | 13933 | VENDOR | BLUE LIFE POOL SERVICE LLC | POOL HAND RAIL | 450.00 |
| 02/28/24 | 546074-53908-5000 | 14004 | VENDOR | BLUE LIFE POOL SERVICE LLC | LEAK DETECTED | 1,200.00 |
| 03/01/24 | 546074-53908-5000 | 14014 | VENDOR | BLUE LIFE POOL SERVICE LLC | POOL CLEANING - MARCH 2024 | 1,600.00 |
| 03/11/24 | 546074-53908-5000 | 14195 | VENDOR | BLUE LIFE POOL SERVICE LLC | POOL LIGHT REPAIR | 190.00 |
| YTD Total | | | | | | 17,594.00 |
| Annual Budget | | | | | | \$39,600.00 |
| Amount Remaining / (Budget overage) | | | | | | \$22,006.00 |
| % of Budget | | | | | | 44.4% |
| Account Name: Entry/Gate/Walls Maintenance | | | | | | |
| 10/14/23 | 546413-53908-5000 | 2116218 | VENDOR | DOORKING INC. | CELLULAR SUBSCRIPTION - 09/14/23-10/13/23 | 32.95 |
| 11/14/23 | 546413-53908-5000 | 2134941 | VENDOR | DOORKING INC. | CELLULAR SUBSCRIPTION - 10/14/23-11/13/23 | 32.95 |
| 12/14/23 | 546413-53908-5000 | 2153757 | VENDOR | DOORKING INC. | CELL SUBSCRIPTION | 32.95 |
| 01/14/24 | 546413-53908-5000 | 2172821 | VENDOR | DOORKING INC. | CELLULAR USAGE - 12/14/23-01/13/24 | 32.95 |
| 01/29/24 | 546413-53908-5000 | 3075 | VENDOR | DON HARRISON ENTERPRISES LLC | FIXTURE REPAIRS AT ENTRANCE SIGN | 370.00 |
| 02/14/24 | 546413-53908-5000 | 2192444 | VENDOR | DOORKING INC. | CELLULAR SUBSCRIPTION | 32.95 |
| 03/14/24 | 546413-53908-5000 | 2540 031424 ACH | VENDOR | DOORKING INC. | CELL SERVICES | 65.90 |
| YTD Total | | | | | | 600.65 |
| Annual Budget | | | | | | \$4,000.00 |
| Amount Remaining / (Budget overage) | | | | | | \$3,399.35 |
| % of Budget | | | | | | 15.0% |
| Account Name: Irrigation Maintenance | | | | | | |
| 10/10/23 | 546930-53908-5000 | 179180 | VENDOR | LANDSCAPE MAINTENANCE | PUMP SERVICE CALL - IRRIGATION | 195.00 |
| 10/10/23 | 546930-53908-5000 | 179195 | VENDOR | LANDSCAPE MAINTENANCE | IRRIGATION REPAIR - 10/09/23 | 371.12 |
| 10/20/23 | 546930-53908-5000 | 179375 | VENDOR | LANDSCAPE MAINTENANCE | IRRIGATION SERVICES - 10/19/23 | 201.29 |
| 11/07/23 | 546930-53908-5000 | 179877 | VENDOR | LANDSCAPE MAINTENANCE | IRRIGATION REPAIRS - 11/01/23 | 90.75 |
| 11/07/23 | 546930-53908-5000 | 179875 | VENDOR | LANDSCAPE MAINTENANCE | IRRIGATION INSPECTION - 11/01/23 | 211.01 |
| 11/07/23 | 546930-53908-5000 | 179876 | VENDOR | LANDSCAPE MAINTENANCE | IRRIGATION REPAIRS - 11/01/23 | 310.81 |
| 11/28/23 | 546930-53908-5000 | 180352 | VENDOR | LANDSCAPE MAINTENANCE | IRRIGATION - REPAIRS 11/21/23 | 81.65 |
| 12/19/23 | 546930-53908-5000 | 180664 | VENDOR | LANDSCAPE MAINTENANCE | IRRIGATION - LABOR/PARTS | 60.95 |
| 01/17/24 | 546930-53908-5000 | 181208 | VENDOR | LANDSCAPE MAINTENANCE | IRRIGATION INSPECTION - 01/16/24 | 510.43 |
| 02/29/24 | 546930-53908-5000 | 182357 | VENDOR | LANDSCAPE MAINTENANCE | IRRIGATION - 02/28/24 | 971.76 |
| 03/22/24 | 546930-53908-5000 | 182683 | VENDOR | LANDSCAPE MAINTENANCE | IRRIGATION - 03/21/24 | 262.02 |
| 03/28/24 | 546930-53908-5000 | 182999 | VENDOR | LANDSCAPE MAINTENANCE | IRRIGATION INSPECTION | 186.19 |
| 03/30/24 | 546930-53908-5000 | 183071 | VENDOR | LANDSCAPE MAINTENANCE | IRRIGATION INSPECTION/REPAIRS | 186.19 |
| YTD Total | | | | | | 3,639.17 |
| Annual Budget | | | | | | \$12,000.00 |
| Amount Remaining / (Budget overage) | | | | | | \$8,360.83 |
| % of Budget | | | | | | 30.3% |

| | |
|---|---------------------|
| Other Physical Environment Department Total: | \$238,138.78 |
|---|---------------------|

Parkway Center Community Development District
Expenditure Report - General Fund
For the Period(s) from Oct 01, 2023 to Mar 31, 2024
(Sorted by Department)

| Posting Date | Account # | Document # | Trans. Type | Vendor Name | Description | Amount |
|-----------------|-----------|------------|----------------|-------------|-------------|--------|
|-----------------|-----------|------------|----------------|-------------|-------------|--------|

DEPARTMENT NAME: CAPITAL EXPENDITURES & PROJECTS**Account Name: Capital Improvements**

| | | | | | | |
|----------|-------------------|-----|--------|---|---------------------------------|---|
| 10/20/23 | 563001-53918-5000 | 100 | VENDOR | PINE RIDGE AT OAK CREEK TOWNHOMES ASSOCIATION | WELL PUMP REPLACEMENT - DEPOSIT | 3,600.02 |
| | | | | | | YTD Total 3,600.02 |
| | | | | | | Annual Budget \$30,000.00 |
| | | | | | | Amount Remaining / (Budget overage) \$26,399.98 |
| | | | | | | % of Budget 12.0% |

| | |
|--|-------------------|
| Capital Expenditures & Projects Department Total: | \$3,600.02 |
|--|-------------------|

DEPARTMENT NAME: ROAD AND STREET FACILITIES**Account Name: Pavement and Signage Repairs**

| | | | | | | |
|----------|-------------------|------|--------|------------------------------|----------------------|--|
| 02/02/24 | 546635-54101-5000 | 3253 | VENDOR | FIELDS CONSULTING GROUP, LLC | SIGNS & INSTALLATION | 350.00 |
| | | | | | | YTD Total 350.00 |
| | | | | | | Annual Budget \$1,500.00 |
| | | | | | | Amount Remaining / (Budget overage) \$1,150.00 |
| | | | | | | % of Budget 23.3% |

Account Name: Misc-Holiday Lighting

| | | | | | | |
|----------|-------------------|-------------|--------|--------------------------------|---------------------------|--|
| 12/26/23 | 549028-54101-5000 | 6231223 REM | VENDOR | ILLUMINATIONS HOLIDAY LIGHTING | HOLIDAY LIGHTS REMAIN BAL | 8,375.00 |
| | | | | | | YTD Total 8,375.00 |
| | | | | | | Annual Budget \$16,050.00 |
| | | | | | | Amount Remaining / (Budget overage) \$7,675.00 |
| | | | | | | % of Budget 52.2% |

| | |
|---|-------------------|
| Road And Street Facilities Department Total: | \$8,725.00 |
|---|-------------------|

DEPARTMENT NAME: PARKS AND RECREATION**Account Name: Security Patrol Services**

| | | | | | | |
|----------|-------------------|------|--------|-------------------------------|------------------------------------|---|
| 10/04/23 | 531116-57201-5000 | 3415 | VENDOR | PHOENIX NATIONAL SECURITY LLC | SECURITY - 08/11/23-10/01/23 | 3,696.00 |
| 10/17/23 | 531116-57201-5000 | 3436 | VENDOR | PHOENIX NATIONAL SECURITY LLC | SECURITY GUARD - 10/06/23-10/08/23 | 462.00 |
| | | | | | | YTD Total 4,158.00 |
| | | | | | | Annual Budget \$15,000.00 |
| | | | | | | Amount Remaining / (Budget overage) \$10,842.00 |
| | | | | | | % of Budget 27.7% |

Account Name: R&M-Pools

| | | | | | | |
|----------|-------------------|------|--------|------------------------------|------------------------------------|--|
| 10/16/23 | 546074-57201-5000 | 15 | VENDOR | EMPIRE GEN CONTRACTING CORP | POOL PAVERS | 1,347.01 |
| 10/16/23 | 546074-57201-5000 | 14 | VENDOR | EMPIRE GEN CONTRACTING CORP | WATER SLIDE REPAIR | 370.00 |
| 10/28/23 | 546074-57201-5000 | 3044 | VENDOR | DON HARRISON ENTERPRISES LLC | SPA TIMER REPLACED | 407.00 |
| 10/28/23 | 546074-57201-5000 | 3044 | | | SPA TIMER REPLACED R/C | (407.00) |
| 11/20/23 | 546074-57201-5000 | 3054 | VENDOR | DON HARRISON ENTERPRISES LLC | ROUTINE MAINT. - NOVEMBER 2023 | 610.00 |
| 11/20/23 | 546074-57201-5000 | 3054 | | | ROUTINE MAINT. - NOVEMBER 2023 R/C | (610.00) |
| 01/18/24 | 546074-57201-5000 | 3073 | VENDOR | DON HARRISON ENTERPRISES LLC | ROUTINE MAINT. - JANUARY 2024 | 520.00 |
| 01/18/24 | 546074-57201-5000 | 3073 | | | ROUTINE MAINT. - JANUARY 2024 R/C | (520.00) |
| | | | | | | YTD Total 1,717.01 |
| | | | | | | Annual Budget \$2,500.00 |
| | | | | | | Amount Remaining / (Budget overage) \$782.99 |
| | | | | | | % of Budget 68.7% |

Account Name: Playground Equipment and Maintenance

| | | | | | | |
|----------|-------------------|-------|--------|--------------------|------------------------------|---|
| 11/27/23 | 546996-57201-5000 | 13669 | VENDOR | ECO PEST SOLUTIONS | PEST SERVICE - NOVEMBER 2023 | 150.00 |
| 12/28/23 | 546996-57201-5000 | 13670 | VENDOR | ECO PEST SOLUTIONS | COMMERCIAL PEST CONTROL | 300.00 |
| 01/31/24 | 546996-57201-5000 | 13959 | VENDOR | ECO PEST SOLUTIONS | PEST SERVICE - JANUARY 2024 | 150.00 |
| 02/28/24 | 546996-57201-5000 | 14183 | VENDOR | ECO PEST SOLUTIONS | PEST SERVICE - FEBRUARY 2024 | 150.00 |
| 03/31/24 | 546996-57201-5000 | 14376 | VENDOR | ECO PEST SOLUTIONS | PEST SERVICE - MARCH 2024 | 150.00 |
| | | | | | | YTD Total 900.00 |
| | | | | | | Annual Budget \$12,000.00 |
| | | | | | | Amount Remaining / (Budget overage) \$11,100.00 |
| | | | | | | % of Budget 7.5% |

Parkway Center Community Development District
 Expenditure Report - General Fund
 For the Period(s) from Oct 01, 2023 to Mar 31, 2024
 (Sorted by Department)

| Posting Date | Account # | Document # | Trans. Type | Vendor Name | Description | Amount |
|--|-------------------|-----------------|----------------|------------------------|--------------------------------------|--------------------|
| Account Name: Misc-Contingency | | | | | | |
| 10/04/23 | 549900-57201-5000 | 40819292-1 | VENDOR | NAVITAS CREDIT CORP | FITNESS EQUIPMENT "A" | 804.78 |
| 10/04/23 | 549900-57201-5000 | 2792 100423 ACH | VENDOR | NAVITAS CREDIT CORP | FITNESS EQUIPMENT | 319.46 |
| 10/14/23 | 549900-57201-5000 | 1423 101423 ACH | VENDOR | CHARTER COMMUNICATIONS | INTERNET SERVICE - 10/14/23-11/13/23 | 285.76 |
| 11/04/23 | 549900-57201-5000 | 9292 110423 ACH | VENDOR | NAVITAS CREDIT CORP | FITNESS EQUIPMENT "A" | 804.78 |
| 11/04/23 | 549900-57201-5000 | 2792 110423 ACH | VENDOR | NAVITAS CREDIT CORP | FITNESS EQUIPMENT | 319.46 |
| 11/14/23 | 549900-57201-5000 | 1423 111423 ACH | VENDOR | CHARTER COMMUNICATIONS | INTERNET SERVICE - 11/14/23-12/13/23 | 285.76 |
| 11/20/23 | 549900-57201-5000 | 180026 | | | MULCH INSTALLED R/C | 36,400.00 |
| 12/04/23 | 549900-57201-5000 | 9292 120423 ACH | VENDOR | NAVITAS CREDIT CORP | FITNESS EQUIPMENT "A" | 804.78 |
| 12/04/23 | 549900-57201-5000 | 2792 120423 ACH | VENDOR | NAVITAS CREDIT CORP | FITNESS EQUIPMENT | 319.46 |
| 12/14/23 | 549900-57201-5000 | 1423 121423 ACH | VENDOR | CHARTER COMMUNICATIONS | INTERNET SERVICE - 12/14/23-01/13/24 | 285.76 |
| 12/18/23 | 549900-57201-5000 | 7920 | | | TREE REMOVAL / DEBRIS HAUL R/C | 5,600.00 |
| 12/21/23 | 549900-57201-5000 | 5933 | VENDOR | SPEAREM ENTERPRISES | DOG STATION REPLACE - SANTUARY | 275.00 |
| 01/04/24 | 549900-57201-5000 | 9292 010423 ACH | VENDOR | NAVITAS CREDIT CORP | FITNESS EQUIPMENT "A" | 804.78 |
| 01/04/24 | 549900-57201-5000 | 2792 010424 ACH | VENDOR | NAVITAS CREDIT CORP | | 319.46 |
| 01/14/24 | 549900-57201-5000 | 1424 011424 ACH | VENDOR | CHARTER COMMUNICATIONS | INTERNET - 01/14/24-02/13/24 | 331.38 |
| 01/31/24 | 549900-57201-5000 | 181728 | | | MULCH - ADDITIONAL R/C | 336.00 |
| 02/04/24 | 549900-57201-5000 | 9292 020424 ACH | VENDOR | NAVITAS CREDIT CORP | FITNESS EQUIPMENT "A" | 804.78 |
| 02/04/24 | 549900-57201-5000 | 2792 020424 ACH | VENDOR | NAVITAS CREDIT CORP | | 319.46 |
| 02/14/24 | 549900-57201-5000 | 1424 030124 ACH | VENDOR | CHARTER COMMUNICATIONS | INTERNET - 02/14/24-03/13/24 | 340.52 |
| 03/04/24 | 549900-57201-5000 | 9292 032524 ACH | VENDOR | NAVITAS CREDIT CORP | EQUIPMENT | 1,211.56 |
| 03/14/24 | 549900-57201-5000 | 1424 031424 ACH | VENDOR | CHARTER COMMUNICATIONS | INTERNET - 03/14/24-04/13/24 | 340.52 |
| YTD Total | | | | | | 51,313.46 |
| Annual Budget | | | | | | \$57,136.00 |
| <i>Amount Remaining / (Budget overage)</i> | | | | | | \$5,822.54 |
| <i>% of Budget</i> | | | | | | 89.8% |

| | |
|---|--------------------|
| Parks And Recreation Department Total: | \$58,088.47 |
|---|--------------------|

| | |
|---|----------------------|
| TOTAL EXPENDITURES & OTHER FINANCING USES: | \$ 456,665.08 |
|---|----------------------|

Commercial Checking Acct Public Funds

Agenda Page 172

**WELLS
FARGO**

Account number: **2000027191958** ■ March 1, 2024 - March 31, 2024 ■ Page 1 of 3

Image count: 20

PARKWAY CENTER COMMUNITY
DEVELOPMENT DISTRICT
5680 W CYPRESS ST STE A
TAMPA FL 33607-1775

Questions?

Call your Customer Service Officer or Client Services
1-800-AT WELLS (1-800-289-3557)
5:00 AM TO 6:00 PM Pacific Time Monday - Friday

Online: wellsfargo.com

Write: Wells Fargo Bank, N.A. (182)
PO Box 63020
San Francisco, CA 94163

Account summary

Commercial Checking Acct Public Funds

| Account number | Beginning balance | Total credits | Total debits | Ending balance |
|----------------|-------------------|---------------|--------------|----------------|
| 2000027191958 | \$423,702.16 | \$8,678.18 | -\$84,298.63 | \$348,081.71 |

Credits

Electronic deposits/bank credits

| Effective date | Posted date | Amount | Transaction detail |
|----------------|-------------|----------|--|
| 03/01 | | 145.35 | Square Inc 240301P2 240301 L21564337047 Parkway Center Cdd |
| 03/04 | | 144.75 | Square Inc 240304P2 240304 L2174657044 Parkway Center Cdd |
| 03/04 | | 145.35 | Square Inc 240304P2 240304 L2174657045 Parkway Center Cdd |
| 03/04 | | 145.35 | Square Inc 240304P2 240304 L21564508347 Parkway Center Cdd |
| 03/05 | | 5,225.81 | Hillstax Collect Payment 240304 DD0034 Parkway Center Cdd |
| 03/06 | | 289.19 | Square Inc 240306P2 240306 L2174711571 Parkway Center Cdd |
| 03/07 | | 48.60 | Square Inc 240307P2 240307 L2174742610 Parkway Center Cdd |
| 03/08 | | 290.70 | Square Inc 240308P2 240308 L21564843521 Parkway Center Cdd |
| 03/11 | | 120.57 | Square Inc 240311P2 240311 L2174826003 Parkway Center Cdd |
| 03/12 | | 97.10 | Square Inc 240312P2 240312 L2174863251 Parkway Center Cdd |
| 03/13 | | 289.50 | Square Inc 240313P2 240313 L2174908248 Parkway Center Cdd |
| 03/14 | | 262.15 | Square Inc 240314P2 240314 L2174932664 Parkway Center Cdd |
| 03/15 | | 313.75 | Square Inc 240315P2 240315 L2174963714 Parkway Center Cdd |
| 03/18 | | 23.50 | Square Inc 240318P2 240318 L2175028550 Parkway Center Cdd |
| 03/19 | | 145.35 | Square Inc 240319P2 240319 L21565641258 Parkway Center Cdd |
| 03/19 | | 363.27 | Square Inc 240319P2 240319 L2175078244 Parkway Center Cdd |
| 03/21 | | 24.25 | Square Inc 240321P2 240321 L2175136298 Parkway Center Cdd |
| 03/22 | | 23.97 | Square Inc 240322P2 240322 L2175169840 Parkway Center Cdd |
| 03/25 | | 145.35 | Square Inc 240325P2 240325 L21566092318 Parkway Center Cdd |

**Electronic deposits/bank credits (continued)**

| <i>Effective date</i> | <i>Posted date</i> | <i>Amount</i> | <i>Transaction detail</i> |
|-----------------------|--------------------|-------------------|---|
| | 03/27 | 289.50 | Square Inc 240327P2 240327 L2175336439 Parkway Center Cdd |
| | 03/29 | 144.82 | Square Inc 240329P2 240329 L2175392358 Parkway Center Cdd |
| | | \$8,678.18 | Total electronic deposits/bank credits |
| | | \$8,678.18 | Total credits |

Debits**Electronic debits/bank debits**

| <i>Effective date</i> | <i>Posted date</i> | <i>Amount</i> | <i>Transaction detail</i> |
|-----------------------|--------------------|--------------------|--|
| | 03/04 | 1,772.87 < | Business to Business ACH Debit - Hc-Water Internet 240301 043000096869786 1400310000037470762558 |
| | 03/05 | 179.35 | Square Inc 240305P2 240305 L2174687925 Parkway Center Cdd |
| | 03/08 | 2,210.70 < | Business to Business ACH Debit - Decisionhr Payroll 240308 9019 Parkway Center Communi |
| | 03/11 | 236.61 | Republicservices Rsibillpay 031124 306960046402 Parkway Center Cdd |
| | 03/14 | 150.00 < | Business to Business ACH Debit - Square Inc 240314P2 240314 L21565309540 Parkway Center Cdd |
| | 03/14 | 9,466.27 | Teco/People Gas Utilitybil 311000070319 Parkway Center Cdd |
| | 03/22 | 2,074.87 < | Business to Business ACH Debit - Decisionhr Payroll 240322 9019 Parkway Center Communi |
| | 03/25 | 9,791.28 | Teco/People Gas Utilitybil 311000070319 Parkway Center Cdd |
| | 03/28 | 55.75 | Square Inc 240328P2 240328 L2175365668 Parkway Center Cdd |
| | 03/28 | 154.65 < | Business to Business ACH Debit - Square Inc 240328P2 240328 L21566388371 Parkway Center Cdd |
| | | \$26,092.35 | Total electronic debits/bank debits |

< **Business to Business ACH** If this is a business account, this transaction has a return time frame of one business day from post date. This time frame does not apply to consumer accounts.

Checks paid

| <i>Number</i> | <i>Amount</i> | <i>Date</i> | <i>Number</i> | <i>Amount</i> | <i>Date</i> | <i>Number</i> | <i>Amount</i> | <i>Date</i> |
|---------------|--------------------|-------------|---------------|--------------------------|-------------|---------------|---------------|-------------|
| 6268 | 32.95 | 03/04 | 6287 | 526.09 | 03/12 | 6294 | 200.00 | 03/19 |
| 6269 | 450.00 | 03/14 | 6288 | 32.95 | 03/15 | 6295 | 7,768.67 | 03/27 |
| 6280* | 450.00 | 03/01 | 6289 | 150.00 | 03/14 | 6296 | 200.00 | 03/18 |
| 6281 | 150.00 | 03/14 | 6290 | 2,276.00 | 03/12 | 6298* | 2,321.76 | 03/18 |
| 6282 | 18,917.75 | 03/01 | 6291 | 24.66 | 03/08 | 6299 | 2,417.70 | 03/22 |
| 6283 | 370.00 | 03/08 | 6292 | 18,917.75 | 03/18 | 6300 | 200.00 | 03/26 |
| 6286* | 1,200.00 | 03/12 | 6293 | 1,600.00 | 03/18 | | | |
| | \$58,206.28 | | | Total checks paid | | | | |

* Gap in check sequence.

\$84,298.63 Total debits



Daily ledger balance summary

| <i>Date</i> | <i>Balance</i> | <i>Date</i> | <i>Balance</i> | <i>Date</i> | <i>Balance</i> |
|------------------------------|----------------|--------------|----------------|-------------|----------------|
| 02/29 | 423,702.16 | 03/11 | 406,062.94 | 03/21 | 369,940.99 |
| 03/01 | 404,479.76 | 03/12 | 402,157.95 | 03/22 | 365,472.39 |
| 03/04 | 403,109.39 | 03/13 | 402,447.45 | 03/25 | 355,826.46 |
| 03/05 | 408,155.85 | 03/14 | 392,343.33 | 03/26 | 355,626.46 |
| 03/06 | 408,445.04 | 03/15 | 392,624.13 | 03/27 | 348,147.29 |
| 03/07 | 408,493.64 | 03/18 | 369,608.12 | 03/28 | 347,936.89 |
| 03/08 | 406,178.98 | 03/19 | 369,916.74 | 03/29 | 348,081.71 |
| Average daily ledger balance | | \$382,859.55 | | | |



P.O. Box 521599 Miami, FL 33152-1599

>002764 5770666 0001 008229 10Z
PARKWAY CENTER CDD
2005 PAN AM CIR STE 300
TAMPA FL 33607

Statement Date: March 31, 2024

Account Number: *****5082

Customer Service Information



Client Care: 877-779-BANK (2265)



Web Site: www.bankunited.com



Bank Address: BankUnited
P.O. Box 521599
Miami, FL 33152-1599



Customer Message Center

Need help managing your finances? Learn about our free financial management tool at www.bankunited.com.

PUBLIC FUND ANALYSIS CHECKING Account *****5082

Account Summary

| | | | |
|------------------------------------|---|---------------------------------------|--------------|
| Statement Balance as of 02/29/2024 | | | \$199,975.00 |
| Plus | 1 | Deposits and Other Credits | \$25.00 |
| Less | 4 | Withdrawals, Checks, and Other Debits | \$1,935.44 |
| Less | | Service Charge | \$0.00 |
| Plus | | Interest Paid | \$0.00 |
| Statement Balance as of 03/31/2024 | | | \$198,064.56 |

Activity By Date

| Date | Description | Withdrawals | Deposits | Balance |
|------------|---|-------------|----------|--------------|
| 03/05/2024 | SPECTRUM SPECTRUM PARKWAY CENTER CDD | \$340.52 | | \$199,634.48 |
| 03/12/2024 | TFR 163627002649 DDA SERVICE FEE BUSINESS REV 2/29 | | \$25.00 | \$199,659.48 |
| 03/19/2024 | DOORKING, INC DOORKING M120327808423 PARKWAY CENTER CDD | \$63.90 | | \$199,595.58 |
| 03/26/2024 | NAVITAS CREDIT C CASH CONC PARKWAY CENTER COMMUNI | \$1,211.56 | | \$198,384.02 |

BankUnited, N.A.

Statement Date: March 31, 2024

Account Number: *****5082

Activity By Date

| <i>Date</i> | <i>Description</i> | <i>Withdrawals</i> | <i>Deposits</i> | <i>Balance</i> |
|--------------------|--|---------------------------|------------------------|-----------------------|
| 03/26/2024 | NAVITAS CREDIT C CASH CONC PARKWAY CENTER COMMUNI | \$319.46 | | \$198,064.56 |

Balances by Date

| <i>Date</i> | <i>Balance</i> | <i>Date</i> | <i>Balance</i> | <i>Date</i> | <i>Balance</i> |
|--------------------|-----------------------|--------------------|-----------------------|--------------------|-----------------------|
| 02/29 | \$199,975.00 | 03/12 | \$199,659.48 | 03/26 | \$198,064.56 |
| 03/05 | \$199,634.48 | 03/19 | \$199,595.58 | | |

Other Balances

| | |
|---------------------------------------|--------------|
| Minimum Balance this Statement Period | \$198,064.56 |
|---------------------------------------|--------------|



Experience the freedom of taking control of your finances! Manage budgets, track spending, and plan for success with our personal financial management on our mobile app. Log into your BankUnited mobile banking app to enroll today. Learn more by visiting us online at www.bankunited.com.



P.O. Box 521599 Miami, FL 33152-1599

Statement Date: March 31, 2024

Account Number: *****5082

If your account does not balance please check the following carefully:

Have you entered the amount of each check in your checkbook register?

Are the amounts of your deposits and other additions entered in your checkbook register the same as those on this statement?

Have you checked all additions and subtractions in your checkbook register?

Have you carried the correct balance forward when starting a new page in your checkbook register?

**IN CASE OF QUESTIONS OR ERRORS ABOUT YOUR STATEMENT:
PLEASE CALL (TOLL FREE) 1-877-779-BANK (2265) OR WRITE US AT:**

BankUnited Operations / EFT Error
7815 NW 148th ST, Miami Lakes, FL 33016

For Consumer Customers Only

Please contact us if you think your statement is wrong or if you need additional information about a transaction. We must hear from you no later than 60 days after we sent you the FIRST statement on which the error or problem appeared.

1. Tell us your name and account number.
2. Describe the error or the transfer you are unsure about and explain as clearly as you can why you believe there is an error or why you need further information.
3. Tell us the dollar amount of the suspected error.

You may be required to put your request in writing. We will investigate your complaint and will correct any error promptly.

For Electronic Funds Transfers, if we take more than 10 business days to investigate and correct the error, (20 business days if you are a new customer for electronic funds transfers occurring during the first 30 days after the first deposit is made to your account), we will recredit your consumer account for the amount you think is in error (plus interest if your account earns interest), so that you will have the use of the money during the time it takes us to complete our investigation.

For Substitute Checks, if we take more than 10 business days to investigate and correct the error, we will recredit your consumer account for the amount of loss up to the lesser of \$2,500.00 (plus interest if your account earns interest) or the amount of the substitute check. If your account is new (30 days from the date your account was established), has been subject to repeated overdrafts, or we believe the claim is fraudulent, we may delay the availability of recredited funds until we determine the claim is valid or until the 45th day after the claim was submitted.



**Member
FDIC**

BankUnited, N.A.



BankUnited

We appreciate your business.



P.O. Box 521599 Miami, FL 33152-1599

>002765 5770666 0001 008229 10Z
PARKWAY CENTER CDD
2005 PAN AM CIR STE 300
TAMPA FL 33607

Statement Date: March 31, 2024

Account Number: *****5120

Customer Service Information



Client Care: 877-779-BANK (2265)



Web Site: www.bankunited.com



Bank Address: BankUnited
P.O. Box 521599
Miami, FL 33152-1599



Customer Message Center

Need help managing your finances? Learn about our free financial management tool at www.bankunited.com.

PF RELATIONSHIP PRICED MMA Account *****5120

Account Summary

| | | | |
|------------------------------------|---|---------------------------------------|--------------|
| Statement Balance as of 02/29/2024 | | | \$300,592.52 |
| Plus | 2 | Deposits and Other Credits | \$80.00 |
| Less | 0 | Withdrawals, Checks, and Other Debits | \$0.00 |
| Less | | Service Charge | \$0.00 |
| Plus | | Interest Paid | \$1,305.81 |
| Statement Balance as of 03/31/2024 | | | \$301,978.33 |

Interest Summary

| | |
|-------------------------------------|------------|
| Interest Paid this Statement Period | \$1,305.81 |
| Interest Paid Year to Date | \$1,978.33 |
| Interest Paid Prior Year 2023 | \$0.00 |
| Interest Withheld Prior Year 2023 | \$0.00 |

Activity By Date

| Date | Description | Withdrawals | Deposits | Balance |
|------------|------------------|-------------|----------|--------------|
| 03/12/2024 | TFR 163715002662 | | \$65.00 | \$300,657.52 |

BankUnited, N.A.

Statement Date: March 31, 2024

Account Number: *****5120

Activity By Date

| <i>Date</i> | <i>Description</i> | <i>Withdrawals</i> | <i>Deposits</i> | <i>Balance</i> |
|--------------------|---|---------------------------|------------------------|-----------------------|
| | BUSINESSSERVICE FEE MMA REV 2/29 | | | |
| 03/12/2024 | TFR 163808002682 BUSINESSSERVICE FEE MMA REV 2/29 | | \$15.00 | \$300,672.52 |
| 03/29/2024 | Interest Paid | | \$1,305.81 | \$301,978.33 |

Balances by Date

| <i>Date</i> | <i>Balance</i> | <i>Date</i> | <i>Balance</i> | <i>Date</i> | <i>Balance</i> |
|--------------------|-----------------------|--------------------|-----------------------|--------------------|-----------------------|
| 02/29 | \$300,592.52 | 03/12 | \$300,672.52 | 03/29 | \$301,978.33 |

Other Balances

| | |
|---------------------------------------|--------------|
| Minimum Balance this Statement Period | \$300,592.52 |
|---------------------------------------|--------------|



Experience the freedom of taking control of your finances! Manage budgets, track spending, and plan for success with our personal financial management on our mobile app. Log into your BankUnited mobile banking app to enroll today. Learn more by visiting us online at www.bankunited.com.



P.O. Box 521599 Miami, FL 33152-1599

Statement Date: March 31, 2024

Account Number: *****5120

If your account does not balance please check the following carefully:

Have you entered the amount of each check in your checkbook register?

Are the amounts of your deposits and other additions entered in your checkbook register the same as those on this statement?

Have you checked all additions and subtractions in your checkbook register?

Have you carried the correct balance forward when starting a new page in your checkbook register?

**IN CASE OF QUESTIONS OR ERRORS ABOUT YOUR STATEMENT:
PLEASE CALL (TOLL FREE) 1-877-779-BANK (2265) OR WRITE US AT:**

BankUnited Operations / EFT Error
7815 NW 148th ST, Miami Lakes, FL 33016

For Consumer Customers Only

Please contact us if you think your statement is wrong or if you need additional information about a transaction. We must hear from you no later than 60 days after we sent you the FIRST statement on which the error or problem appeared.

1. Tell us your name and account number.
2. Describe the error or the transfer you are unsure about and explain as clearly as you can why you believe there is an error or why you need further information.
3. Tell us the dollar amount of the suspected error.

You may be required to put your request in writing. We will investigate your complaint and will correct any error promptly.

For Electronic Funds Transfers, if we take more than 10 business days to investigate and correct the error, (20 business days if you are a new customer for electronic funds transfers occurring during the first 30 days after the first deposit is made to your account), we will recredit your consumer account for the amount you think is in error (plus interest if your account earns interest), so that you will have the use of the money during the time it takes us to complete our investigation.

For Substitute Checks, if we take more than 10 business days to investigate and correct the error, we will recredit your consumer account for the amount of loss up to the lesser of \$2,500.00 (plus interest if your account earns interest) or the amount of the substitute check. If your account is new (30 days from the date your account was established), has been subject to repeated overdrafts, or we believe the claim is fraudulent, we may delay the availability of recredited funds until we determine the claim is valid or until the 45th day after the claim was submitted.



**Member
FDIC**

BankUnited, N.A.



BankUnited

We appreciate your business.

Sixth Order of Business

6A

PARKWAY CENTER CDD

Field Inspection - April 2024

Friday, April 12, 2024

Prepared For Parkway Center Board Of Supervisors

47 Items Identified



Item 1

Assigned To Inframark

New propane tank is installed at the clubhouse.



Item 2

Assigned To LMP

Blue Daze, Aloe, Peanuts, Muhly Grass, and the new annual bed in the island in front of the clubhouse are doing great.



Item 3

Assigned To LMP

Landscaping bed in front of the clubhouse is still empty.



Item 4

Assigned To LMP

The Iris are blooming around the pool.



Item 5

Assigned To Inframark

The post for the exit button by the gate is loose and needs to be reset or poured with concrete.



Item 6

Assigned To LMP

Jasmine is blooming along the fence by the pool.



Item 7

Assigned To Aquatic Weed Control
Some weeds are popping up in the retention area by the clubhouse and need to be sprayed.



Item 8

Assigned To LMP
Everything looks great at the monument by S 78th St.



Item 9

Old propane tank has been pulled out.



Item 10

Assigned To LMP

Some Dollarweed and Spanish moss that needs to be removed along Deer Chase Dr. Everything is very healthy and growing great here.



Item 11

Assigned To Aquatic Weed Control
Pond 11 looks good, the Pickerel and Duck Potato are blooming.



Item 12

Assigned To LMP
No weeds at the Belmont monument and everything is properly trimmed.



Item 13

Assigned To Aquatic Weed Control
Pond 9 is very clean.



Item 14

Bark is falling off and there is no
new growth on the pines on S
Falkenburg Rd, they appear to be
totally dead.



Item 15

Assigned To LMP

The east side of S Falkenburg is being trimmed today.



Item 16

Assigned To LMP

Everything is healthy and recently trimmed at the Pine Ridge monument.



Item 17

Assigned To LMP

Bottlebrush are starting to grow back where they were burnt down on Still River Drive.



Item 18

Assigned To LMP

The Ilex shrubs are ready for a trim outside of Harvest Glenn.



Item 19

Assigned To County

Sinkhole is under repair by a storm drain on Still River Dr.



Item 20

Assigned To Inframark

Still need new Gopher Tortoise signs.



Item 21

Assigned To Inframark

The other gopher tortoise sign is only slightly faded



Item 22

Assigned To Aquatic Weed Control

Pond 7 looks good.



Item 23

Assigned To LMP

The turf at the Still River Drive island is still struggling.



Item 24

Assigned To Carson's

4 Pines marked for removal along Still Creek Drive. There are 7 total, and 3 that were missed in the Hamlet community.



Item 25

Assigned To Carson's

5th pine marked Further down Still
Creek Dr.



Item 26

Assigned To LMP

Dead Loropetalum need to be pulled
out near Riverview Dr and Still
Creek.



Item 27

Assigned To LMP

The Jasmine along Riverview Drive are ready for a trim.



Item 28

Assigned To LMP

Annuals look good and the Powderpuff Mimosas have been trimmed down at the Riverview Dr monument.



Item 29

Assigned To LMP

Proposal will be submitted to lay sod where the old Jasmine has died long ago at the Riverview monument.



Item 30

Assigned To LMP

Coontie palms are still struggling at the other Riverview monument. Everything else looks good.



Item 31

Assigned To Carson's

6th pine tree marked for removal on
Still Creek Dr.



Item 32

Assigned To LMP

Overgrown Brazilian peppers have
been cut back on Still Creek Dr.



Item 33

Assigned To Carson's

3 more dead pines were missed and need to be marked for removal on Quarter Horse Dr.



Item 34

Assigned To Carson's

The 7th pine marked for removal at the beginning of Still Creek Drive.



Item 35

Assigned To LMP

The Hamlet monument looks great.



Item 36

Assigned To Aquatic Weed Control

Some minor torpedo grass along the banks of pond 1.



Item 37

Assigned To LMP

The Sanctuary monument looks good.



Item 38

Assigned To LMP

The annual bed has been widened at Castle Creek Drive and S. Falkenburg Rd.



Item 39

Assigned To LMP

Dead Jasmine has been removed on Castle Creek Drive in the median.



Item 40

Assigned To LMP

Annuals are looking good in the median.



Item 41

Assigned To Aquatic Weed Control
Pond 16 looks good.



Item 42

Assigned To LMP
Palmetto tree on the bank of pond 3
is dying and falling off of the bank. It
should be quoted for removal.



Item 43

Assigned To Aquatic Weed Control
Pond 5 has some trash and debris.



Item 44

Assigned To Aquatic Weed Control
Pond 4 looks good.



Item 45

Assigned To LMP

Dead limbs have been trimmed out of the ligustrum on the west side of S. Falkenburg Rd.



Item 46

Assigned To LMP

The Summerwood monument looks good.



Item 47

Assigned To LMP

Viburnum and turf look good on
Blue Beech Dr.