

Parkway Center Community Development District

Board of Supervisors
Koko Miller, Chairman
JoAnn Ward, Vice Chairperson
Tanya O' Conner, Assistant Secretary
Linda Bell, Assistant Secretary
Charlotte Hazlewood, Assistant Secretary

Gene Roberts, District Manager
Scott Steady, District Counsel
Tonja Stewart, District Engineer

Regular Meeting Agenda

Wednesday, July 26, 2023, at 6:30 p.m.

Zoom Meeting Link:

<https://us05web.zoom.us/j/85213112937?pwd=RkVLbzNCWnJBOERhREZxVzdacllMdz09>

Meeting ID: 852 1311 2937

Passcode: mz7iD0

The Regular Meeting of the **Parkway Center Community Development District** will be held on **July 26, 2023, at 6:30 p.m. at Parkway Center Clubhouse located at 7461 S Falkenburg Rd, Riverview, FL 33578**. Please let us know at least 24 hours in advance if you are planning to call into the meeting. Following is the Agenda for the Meeting:

All cellular phones and pagers must be turned off during the meeting.

REGULAR MEETING OF BOARD OF SUPERVISORS

1. CALL TO ORDER/ROLL CALL

2. PUBLIC COMMENT

Each individual has the opportunity to comment and is limited to **three (3) minutes** for such comment.

3. VENDOR/STAFF REPORTS

- i. District Counsel
- ii. District Engineer

4. BUSINESS ITEMS

- A. Discussion on Reserve Study ProposalTab 01
- B. Discussion on Annuals ProposalTab 02
- C. Discussion on Mulch ProposalTab 03
- D. Discussion on Tree Removal Proposal.....Tab 04
- E. Discussion on Irrigation Proposals.....Tab 05
- F. General Matters of the District
 - i. Discussion on Amenity Manager

5. CONSENT AGENDA

- A. Consideration of Board of Supervisor's Continued Regular Meeting Minutes of the June 07, 2023.....Tab 06
- B. Consideration of Board of Supervisor's Regular Meeting Minutes of the June 28, 2023.....
- C. Consideration of Operation and Maintenance Expenditures June 2023 Tab 07
- D. Review of Financial Statements Month Ending June 30, 2023, Tab 08

6. STAFF REPORTS

- i. District Manager.....Tab 09
 - i. Community Inspection Report
 - ii. Third Semi-Annual Invasive Treatment Monitoring Report

7. BOARD OF SUPERVISORS REQUESTS AND COMMENTS

8. ADJOURNMENT

We look forward to speaking with you at the meeting. In the meantime, if you have any questions, please do not hesitate to call us at (813) 873-7300.

Sincerely,

Gene Roberts

District Manager

District Office
Inframark
2005 Pan Am Circle, Suite 300
Tampa, Florida 33607
(813) 873 - 7300

Meeting Location:
Parkway Center Clubhouse
7461 S Falkenburg Rd
Riverview, FL 33578



Reserve Study Proposal

July 5, 2023

Prepared for:

Parkway Center CDD

Submitted to:

Gene Roberts
District Manager
Inframark
2005 Pan Am Circle Suite 300
Tampa, FL 33607
813-440-7096
gene.roberts@inframark.com



Submitted by:

Global Solution Partners®
info@GlobalReserveStudies.com
(844) 477-7883



Executive Summary

This proposal fee for a **Full Reserve Study with Site Visit** includes:

- Proposal delivery
- Meeting at the time of site evaluation
- Site evaluation
- Initial report delivery
- Access to our Funding Plan Scenario Calculator ([click for demo video](#))
- One report revision
- Final report delivery
- Participation in one board meeting via teleconference, upon request

The Reserve Study will comply with the following standards:

- Community Associations Institute (CAI) National Reserve Study Standards
- State regulations
- Site work performed by local Reserve Consultant
- Project overseen by a CAI Reserve Specialist
- Site evaluation promptly scheduled upon receipt of completed client questionnaire
- Initial report delivered within 30 days of receipt of completed client questionnaire

To learn more about Global Solution Partners® or see a sample report visit:
globalsolutionpartners.com/communities/ • globalsolutionpartners.com/sample

Service Options

Option #1: Full Reserve Study with Site Visit for \$3,900.00. Payment is due in full upon delivery of the initial report. Includes access to the Scenario Calculator for 60 days.

Option #2: Clear Vision Package for a total of \$9,165.00. The Clear Vision Package includes three Reserve Studies, paid annually for three years. It consists of one Full Reserve Study with Site Visit + one Reserve Study Update without Site Visit + one Reserve Study Update with Site Visit = \$9,165.00, paid in three annual installments. Includes access to the Scenario Calculator for 60 days following each reserve study report.

\$4,582.50, is due on delivery of the Full Reserve Study initial report. \$2,291.25 is due on the first anniversary date, at which time a Reserve Study Update without Site Visit will be performed. \$2,291.25 is due on the second anniversary date, at which time a Reserve Study Update with Site visit will be performed. See the Fees section on page 9 for more detail.

Option #3: Ongoing Partnership Solution for a down payment of \$1,560.00 and monthly payments of \$169.00. The Ongoing Partnership Solution includes four Reserve Studies, paid monthly for five years. It consists of one Full Reserve Study with Site Visit + two Reserve Study Updates without Site Visits + one Reserve Study Updates with Site Visit = a total fee of \$11,700.00. Includes access to the Scenario Calculator for the five-year term.

A down payment of \$1,560.00 is due upon proposal acceptance. \$169.00 is due monthly for a five-year term. See the Fees section on page 9 for more detail.

Options #2 and #3 allow the association to spread out and budget for future study costs.

What is a Reserve Study?



A reserve study is used as a financial planning tool to assist in developing an organization's capital expense budget.

In order to preserve property values within a community, it is necessary to repair or replace major common-area components such as roofs, boilers, elevators, balconies, seawalls, asphalt surfaces and more.

This requires an organization to put aside or “reserve” funds for these future expenses. A properly developed reserve study offers a funding plan to be used in the annual budgeting process. The timeframe for projections made in the Reserve Study is called the “study period” and is typically 30 years.

Parts of a Reserve Study

- I. Physical analysis
 - Component Inventory
 - Estimated useful life expectancies
 - Estimated remaining useful life expectancies
- II. Financial Analysis
 - Estimated replacement costs
 - Current fund status
 - Funding plan

Types of Reserve Studies

- I. **Full Reserve Study with Site Visit** – This is a full Study with an on-site evaluation. It is performed if the property is new, if the previous study is deemed unreliable, or if the most recent study was not performed within the past 5 years.
- II. **Reserve Study Update with Site Visit** – This is an update to a previous reserve study, including an onsite evaluation. This is recommended to be performed approximately every two years after the Full Reserve Study.
- III. **Reserve Study Update without Site Visit** – This is an update to a previous reserve study without an onsite evaluation. It is recommended annually in those years that a reserve study with a site visit is not performed.

What is a Reserve Study?

I. Legal, fiduciary, and financing requirements

While many states have specific regulations regarding funding an organization's reserve accounts, all Boards of Directors have a fiduciary obligation which includes being responsible when it comes to financial planning for the association. Additionally, it is becoming commonplace for lenders and buyers to scrutinize reserve accounts.

II. Maintain property values

There is a strong correlation between how well a community is maintained and the property values within that community. Unfortunately, some communities are poorly maintained as a result of poor planning. A Reserve Study provides a financial road map to ensure there will be adequate funds to keep the community in good repair.

III. Repair and replacement plan

Most have heard the saying "If you fail to plan... then you plan to fail." A Reserve Study not only acts as a financial plan but also serves as a guide for scheduling needed future repairs and replacements.

IV. Minimize the need for special assessments and loans

Special assessments and loans are not terms that most owners want to hear and are frequently needed as a result of poor planning. The information in a Reserve Study allows for better planning and therefore will help avoid the need for special assessments or loans.

V. Fairly distributes the contributions

Funding the reserves at proper levels facilitates everyone, both current and future owners paying their fair share. While underfunding of the reserves is a disservice to future owners and overfunding of reserves is a disservice to current owners.

Who is Global Solution Partners?

The Global Solution Partners® team has local expertise with a global vision and is committed to being your partner in finding customized solutions for your organization.

At the core of our very existence is the devotion to not merely satisfy our clients but to continually DELIGHT them and establish a mutually beneficial long-term relationship.

Here is what you can expect from us to accomplish this:



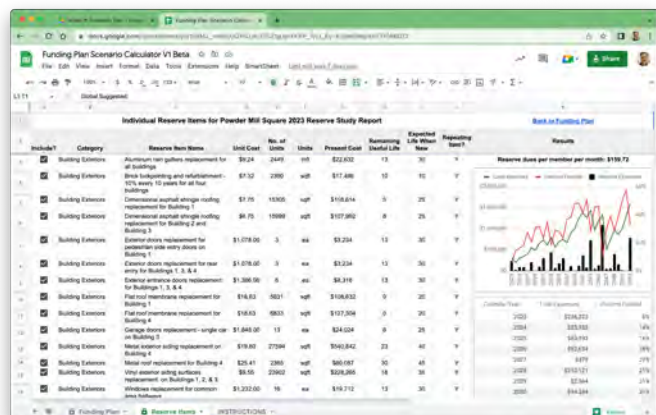
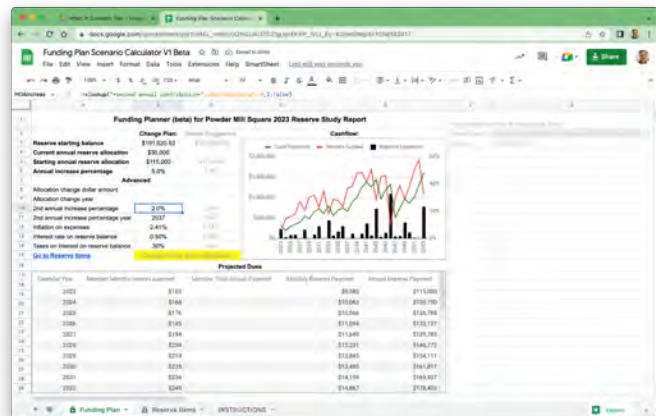
- **Experience.** On average, our team members have over 20 years of experience in the industry and hold many certifications and licenses including contracting, engineering, roofing, code inspection, real estate, project management, home inspection, pest control, etc.
- **Expertise.** All projects are overseen by a CAI certified Reserve Specialist.
- **Education.** We proactively seek out opportunities to continually educate our team members and our clients.
- **Customization.** No two communities are identical. We present customized solutions meeting the specific needs of your organization.
- **Collaborative.** For example, our Funding Plan Scenario Calculator allows board members and financial planners to run “what-if” scenarios on our suggested funding plans, enhancing the collaboration with our project managers on reserve study reports.
- **Responsiveness.** On average, we deliver the initial report within 30 days of receiving the completed client questionnaire.
- **Communication.** Clear and frequent communication is the key to any successful relationship.
- **Dedication.** Our team is “Dedicated to Delight” our clients without exception!
- **Fulfilling Needs.** Offering pertinent services for your organization. Such as Insurance Appraisals, Property Condition Assessments (PCAs), Transition Studies, etc.
- **Involvement.** Our team members play an active role in the development of the industry through their participation in leading organizations such as the Community Association Institute (CAI) and the American Resort Development Association (ARDA).

Funding Plan Scenario Calculator

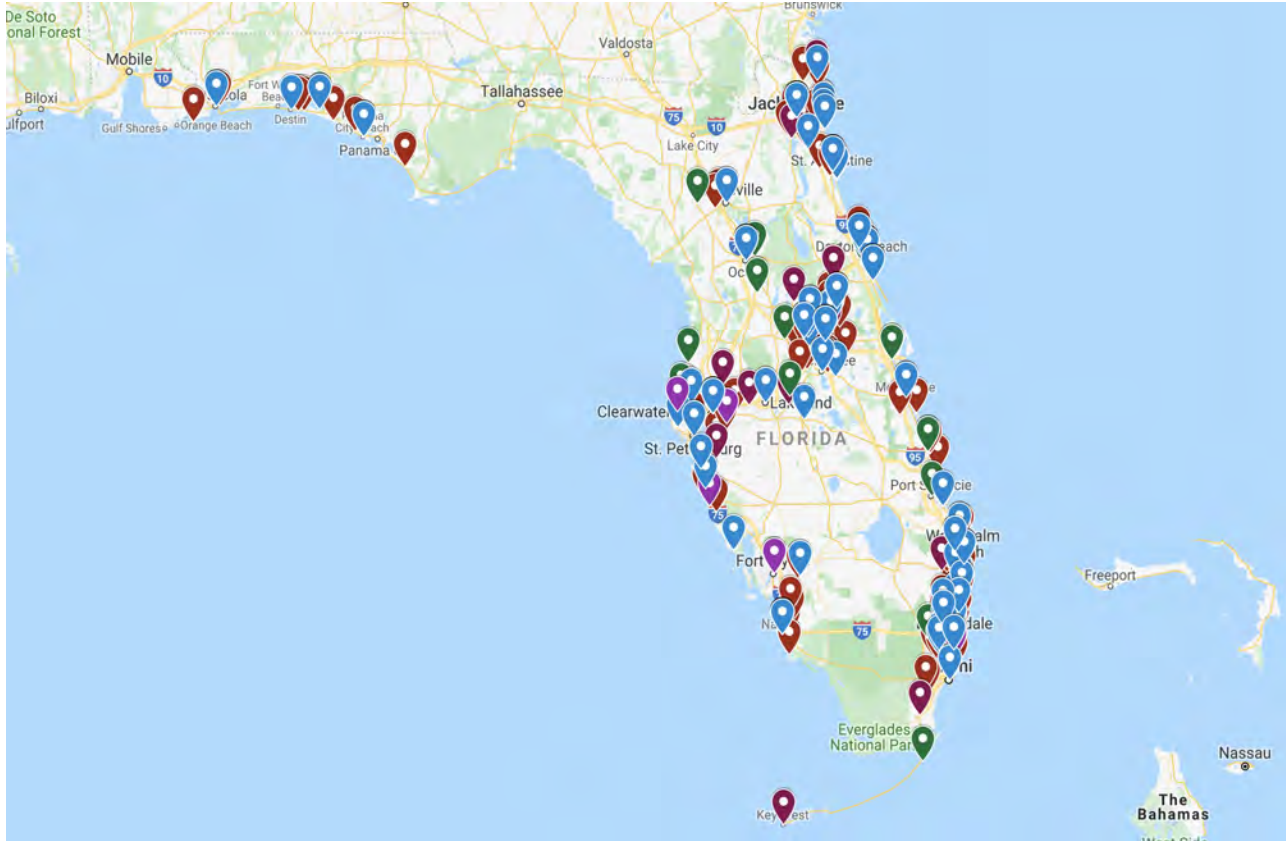


Each reserve study comes with access to our Funding Plan Scenario Calculator. The scenarios calculator is a proprietary online spreadsheet tool allowing board members and financial planners to run “what-if” scenarios on our suggested funding plans, enhancing the collaboration with our project managers to complete the final reserve study report.

- Enables board members to consider a variety of scenarios throughout the reserve budget process
- Forecasts the potential impact on the funding plan based on changes
- Make changes to the contribution level, annual increases, replacement costs, replacement timeframes, and more
- 24-7 access to “what-if” scenarios in real time, both on your own and during budget meetings
- Access included free of charge for 60 days during the report revision process
- Ongoing subscription available
- Watch a [2-minute video demo](#) to see how it works!



Sampling of Communities Served Near You



Bear Creek Estates HOA, Inc. - Winter Springs, FL
Spring Park Terraces Condominium Association, Inc. - Celebration, FL
Bordeaux Village COA - Tampa, FL
Oasis Cove At Lakeside Village COA - Windermere, FL
San Marino Village - Hollywood, FL
Ilona Condo Association, Inc. - Miami Beach, FL
Sheraton Vistana Resort - Developer Owned Assets - Orlando, FL
Carlyle Deco - Miami Beach, FL
Carillon Lakes Property Owners Association - Lakeland, FL
The Preserve Estates at Wilderness RV Resorts - Silver Springs, FL
The Preserve at Astor Farms - Sanford, FL
Destiny East Owners Association - Destin, FL
Oak Ridge of Stuart HOA, Inc. - Palm City, FL
Tallywood Condominium Association - Sarasota, FL
Plantation Royal Section Two - Plantation, FL
Parkside Villas - Orlando, FL
Jupiter Village 8 - Jupiter, FL
Anthem Park Townhomes - St. Cloud, FL
Nautilus Cove Condominium - Panama City Beach, FL

References

Cessna Landing Homeowners Association - Santa Rosa Beach, FL
Faith Austin - faitha@samhoa.com
CMA

Le Atlantico Condominiums - Daytona Beach, FL
Teresa Manganaro - teresa@hartprorealty.com
Hart Pro Realty

Bahamas Beach Cottages - Bethany Beach, FL
Donna Hemphill - dhemphill@legumnorman.com
Legum & Norman, Inc.

Cane Island Condominium - Kissimmee, FL
Sabrina Stephan - sstephan@artemislifestyles.com
Artemis Lifestyles

Harbourside of Vero Beach at the Moorings - Vero Beach, FL
Kelly Walsh - kelly@archoice.com
AR Choice Management, Inc.

Glades Golf & Country Club - Naples, FL
Todd Blanton, CAM - todd@gladesccl.com
General Manager

Pine Ridge at Delray Beach Condominium Association - Delray Beach, FL
Heather Peaty - hpeaty@grsmgt.com
GRS Management Associates, Inc.

Lucaya Village - Kissimmee, FL
Carl Thompson - cthompson@vista-cam.com
Vista Community Association Management

Wyndham District - Melbourne, FL
Venessa Ripoll - vrpoll@lelandmanagement.com
Leland Management

Proposal Terms and Conditions

Proposal Date: July 5, 2023

Global Solution Partners is pleased to present the following Reserve Study proposal for Parkway Center CDD.

I. Parkway Center CDD Property Details

1. Number of dwelling units: 1796
2. Type of buildings within the community: Single Family Homes, Townhomes
3. Property Location: 7461 S Falkenburg, Riverview, FL 33578
4. Common unit exteriors included in the study: N/A
5. Sampling of common elements to be included in the study: Amenity center, Clubhouse, Poolhouse, Irrigation system, Landscaping, Monuments, Playgrounds, Pond, Pool, Signs, Storm drain system, Street lighting, Landscape

II. What To Expect (once we receive the signed acceptance)

1. Within two business days you will receive a greeting with a link to a client questionnaire.
2. Once we receive the completed client questionnaire your dedicated Project Manager will promptly schedule a site evaluation. Please return the questionnaire within 3 business days of receiving. The projected report delivery is 30 days from receiving the completed client questionnaire.
3. Our Site Specialist will conduct a site evaluation. It is preferred but not always mandatory that a client representative attends the site evaluation.
4. The Project Manager will compile all of the information, and create a customized funding plan.
5. The Project Manager will deliver the initial report typically within 30 days of receiving the completed client questionnaire. At this time, payment in full is due.
6. The Client has 60 days to review and submit questions, comments, and suggested edits to the report.
7. During this time the client will have access to our proprietary Funding Plan Scenario Calculator. This will allow the client to alter the funding plan assumptions and reserve items and see how that will affect the long term community cashflow.
8. The Project Manager will collaborate with the Client on potential edits to the report. If needed, revisions to the initial report are typically completed within 2 weeks of receiving confirmation from the Client of specific changes. There is no additional fee for revising the report the one time.

III. Scope of Services

This Study will be in compliance with the Community Associations Institute (CAI) National Reserve Study Standards, as well as any applicable state guidelines. This study is designed to assist the Client in developing a capital expense budget for the repair or replacement of listed components for the subject property.

Proposal Terms and Conditions

The onsite evaluation will include the following:

1. Meeting with client representative (if desired)
2. Creation of component inventory list (in collaboration with the Client)
3. Determining quantities and measurements of components on the inventory list
4. Establishing an estimated useful life expectancy for each component
5. Establishing an estimated remaining life expectancy for each component based on its current condition

The offsite report generation process will include the following:

1. Continued collaboration with the Client to ensure the most accurate customized report
2. Review of documentation (e.g. CC&Rs, building plans, site plans, maintenance plans, previous studies) provided by the Client
3. Review of the reserve account information provided by the Client
4. Compilation of component inventory list information
5. Development of a customized funding plan
6. Delivery of initial report to the Client
7. Access to our Scenario Calculator for 60 days
8. Appropriate revisions (one time) to report as determined in collaboration with the Client
9. Delivery of final report.

IV. Pre-site Visit Questionnaire and Document Request

In order for Global Solution Partners to provide the most thorough and accurate Reserve Study Report possible, the Client shall complete a questionnaire and document request which will be provided to the Client upon acceptance of this proposal. The Client agrees to deliver the completed questionnaire and requested documents to Global Solution Partners within three business days of receipt of the questionnaire.

Initial here: _____

V. Fees

There are three options for the Reserve Study services presented in this proposal. Options #2 and #3 allow the association to spread out and budget for future study costs.

Option #1: Full Reserve Study with Site Visit for \$3,900.00

The Full Reserve Study is a stand-alone study with a site visit that includes all items listed under the Scope of Services section on page 8. This study will be performed promptly after Global Solution Partners receives the completed client questionnaire. The total fee for this option is \$3,900.00. The payment is due in full upon delivery of the initial report.

Proposal Terms and Conditions

Option #2: Clear Vision Package for a total of \$9,165.00

The Clear Vision Package includes one Full Reserve Study with a site visit to be performed promptly after Global Solution Partners receives the completed client questionnaire. Two updates will be performed in the two subsequent years. The first will be a Reserve Study Update without Site Visit, which will occur on or about the first anniversary of the original Full Reserve Study. The second update will be a Reserve Study Update with Site Visit, which will occur on or about the second anniversary of the original Full Reserve Study.

The total fee for this option is \$9,165.00, paid annually for three years. \$4,582.50, is due on delivery of the Full Reserve Study initial report. \$2,291.25 is due on the first anniversary date, at which time a Reserve Study Update without Site Visit will be performed. \$2,291.25 is due on the second anniversary date, at which time a Reserve Study Update with Site visit will be performed.

Option #3: Ongoing Partnership Solution for a down payment of \$1,560.00 and monthly payments of \$169.00

The Ongoing Partnership Solution includes one Full Reserve Study with a site visit to be performed promptly after Global Solution Partners receives the completed client questionnaire. Additionally, three updates will be performed over the five-year term. The Client will choose the timing of one Reserve Study Update with Site Visit and two Reserve Study Updates without Site Visits.

After the five-year term, the service agreement will automatically renew for an additional five-year term with Global Solution Partners providing three Reserve Study Updates and consulting in the same manner as outlined above for the initial term. If the Client wishes to discontinue the service they must do so in writing no later than 30 days prior to the end of the initial term.

A down payment of \$1,560.00 is due upon proposal acceptance. \$169.00 is due monthly for a five-year term on or before the last day of the month, beginning the calendar month following the month in which the proposal acceptance was received. Monthly payments will be made using the Pay Now options listed on your monthly invoice email. Follow the link and choose the payment option you prefer; Debit/Credit or Bank Transfer. The total five-year cost is \$11,700.00.

Termination

If Option #2 or Option #3 is chosen and the Client wishes to terminate the agreement at any point during the agreement period, the Client is obligated to pay immediately the balance of the uncollected fees for reserve study services rendered. Accounts in arrears more than 30 days shall accrue interest at 1.5% per month. The Client will be responsible for all costs, including reasonable attorney fees, incurred in pursuing collection.

Proposal Terms and Conditions

Cancellation

This project may be canceled by either party without penalty up to three days from the signing of the contract. Subsequent to that date, if you cancel, you agree to pay a 35 percent cancellation fee prior to the scheduled site visit, and a 75 percent cancellation fee after the site visit is performed but before the initial report is delivered. The project may not be canceled once the initial report is delivered.

Additional Services

Upon client request, additional services (such as meeting attendance beyond those included or additional rounds of revisions) may be provided at our normal hourly rate (currently \$150 per hour). This rate also includes continued access for an additional 60 days to our Funding Plan Scenario Calculator in order to aid discussions with the project manager.

VI. Reserve Study Production Procedures

Report Delivery

The preliminary report is typically delivered to the Client within 30 days of receiving the completed client questionnaire. The report production time may vary based on the availability of documents provided by the Client, client responsiveness to specific questions, and existing workload. Upon client request, a quicker report delivery may be arranged if agreed to in advance.

Interest and Inflation

Unless specifically requested otherwise by the Client, interest on the reserve fund balances and inflation on the future replacement costs will be factored into the study. It is important that the Client has the study updated every year or two to keep these variables current and relevant.

Study Period

Unless otherwise agreed upon with the Client, the study period will include the 30 year period immediately following the study start date.

Report Revisions

Global Solution Partners is highly focused on working collaboratively with the Client to ensure that the Reserve Study delivered is customized to the Client's needs. With that in mind, upon delivery of the initial report, the Client should closely review the Reserve Study and submit all questions, comments, and suggested edits in writing to Global Solution Partners within 60 days. Revisions will typically be completed within two weeks of receiving the written request. There is no additional charge for the first round of revisions. Subsequent revisions may be billed at our

Proposal Terms and Conditions

normal hourly rate. If the Client provides no request within 60 days of the delivery of the initial report then the initial report shall be considered to be the final report.

Initial here: _____

Funding Plan Scenario Calculator

The Funding Plan Scenario Calculator is a proprietary online spreadsheet tool allowing board members and financial planners to run “what-if” scenarios on our suggested funding plans. This tool allows the Client to collaborate with the Project Manager during the completion of the final reserve study report. The Client will have 60 days from delivery of the preliminary report to review and submit questions, comments, and suggested edits, having unlimited access to the Scenario Calculator Funding Plan tool during this timeframe. Subsequent revisions and revisions requested beyond the 60-day post-report delivery may be billed at our normal hourly rate of \$150, and the Client will have continued access to the Scenario Calculator during this process for up to another 60 days. Clients that choose the monthly ongoing Partnership program will have access to the Scenario Calculator during the full five-year term. If the client wishes to have continued access beyond the terms above, a subscription is available for \$30 per month or \$300 per year.

Meeting Participation

At the request of the Client, a Global Solution Partners representative will be available to meet with the Client after the delivery of the initial report to discuss the Reserve Study recommendations and to answer any questions. This meeting will be via teleconference. There is no additional charge for this first meeting. Additional meetings will be charged at our normal hourly rate.

Remaining Useful Life Estimates

The remaining useful life expectancies assigned to components/systems within the study are based on typical life expectancies for similar components/systems, industry experience, and apparent current visible condition at the time of the site evaluation. These estimates are in no way to be considered a guarantee of the remaining life of any component or system and are to be viewed as general guides for the sole purpose of assisting in financial planning. Many factors may impact the actual life expectancies including but not limited to: manufacturing quality, installation methods, maintenance practices, usage, and climate conditions.

Replacement Cost Estimates

The replacement/maintenance costs assigned to components/systems within the study are based on multiple sources including specific information provided by the Client, professional experience, cost estimating guides, and Global Solution Partners’s proprietary database. The estimates are in no way to be considered bids for replacement/maintenance of the components/systems and there is no guarantee implied that the estimates will be in alignment

Proposal Terms and Conditions

with actual costs. The estimates are to be viewed as general guides for the sole purpose of assisting in financial planning.

Information Provided by Client

It is assumed by Global Solution Partners that all financial and other information provided by the Client is accurate and complete. The Client is responsible for providing requested available documents for review. Examples of documents typically requested are, CC&Rs, site plans, reserve fund balance statements, and maintenance records.

Confidentiality

Global Solution Partners agrees to treat as confidential all client information collected during the performance of this study. The Client agrees that the Reserve Study report provided by Global Solution Partners contains intellectual property and the Client, therefore, will not rely on its content in the formation of any report or evaluation performed by a third party without the express written consent of Global Solution Partners.

Purpose of the Reserve Study

The purpose of the Reserve Study report is to provide recommendations for funding reserve accounts allocated to capital expenses associated with the replacement/maintenance of included components/systems. This study is not intended to be or take the place of an Insurance Appraisal, Property Condition Assessment, engineering services, or any other specialized analysis.

VII. Site Evaluation Procedures

Standards of Care

Global Solution Partners will perform the Reserve Study in accordance with the Community Association Institute (CAI) guidelines. This service is not intended to identify all defects nor provide any guarantee for future performance for any of the components/systems.

Visual Evaluation

The site evaluation performed for a Reserve Study is visual in nature and designed to evaluate the current condition of a representative sampling of the components/systems included in the study for the sole purpose of determining approximate remaining useful life expectancies in order to create a guideline for future replacement/maintenance timing and cost. Hidden components such as but not limited to concealed piping and wiring are evaluated solely on their approximate age, environmental conditions, and anecdotal information provided by the Client.

The evaluation is not intended to be an exhaustive inspection nor any type of engineering analysis. The Site Specialist will not open or disassemble any equipment, enter any areas

Proposal Terms and Conditions

where access is not readily provided, nor enter any areas that may be deemed hazardous. Upon client request, Global Solution Partners may perform or arrange to have performed inspections, analysis, or testing by qualified individuals. Fees and conditions of such services would be separate and apart from this agreement.

Unless otherwise specifically added to and defined under the What to Expect section of this agreement on page 8, evaluation of and/or reporting on the following are specifically excluded from the service provided under this agreement. This includes building codes, fire safety codes, municipal ordinances, zoning requirements, ADA compliance, hazardous materials (such as but not limited to radon, lead paint, EMFs, asbestos, and mold), concealed components/systems, latent defects, specialty equipment, etc.

Site Access

The Client agrees to provide Global Solution Partners access to all areas (secured and unsecured) of the site needed to collect information for the purpose of generating the Reserve Study report. This includes access to the roof if (applicable) and all other elements listed in the Property Details section on page 8. If special equipment (such as ladders or lifts) is needed to safely access certain areas it shall be provided by the Client.

It is expected that a client representative will meet Global Solution Partners onsite at the pre-arranged date and time to provide access if in-person access is required. If for any reason the site or any area thereof cannot be accessed at the scheduled time, and this results in requiring additional trips, the Client agrees to additional fees billed at our normal hourly rate to cover the additional site and travel time.

Notice to Residents

It is the Client's responsibility to notify the occupants on the site of the presence of Global Solution Partners in advance of the scheduled date of the site visit.

Additional Services

Upon client request, Global Solution Partners may perform or arrange to have performed inspections, analysis, or testing by qualified individuals. Fees and conditions of such services would be separate and apart from this agreement.

VIII. Expiry

This Proposal is valid for 6 months from the date of the proposal.

Proposal Acceptance

Please complete the information below, electronically sign, or manually sign and return by email to info@globalreservestudies.com. Or, fax to (844) 477-7883.

The Client agrees to the following:

1. The study is to be performed according to the terms stated in this proposal.
2. The Client will coordinate access to the property with Global Solution Partners.
3. The Client will complete and return the pre-site visit questionnaire within three business days of receiving it and provide the requested documents to the extent they are available.
4. The funding recommendations in the report are opinions based on a visual evaluation of representative components at the time of the site visit, in the readily accessible areas of the property, and from information provided by the Client and/or their representative. The report is not a guarantee, warranty, or insurance policy.
5. The Client understands and agrees that the liability of Global Solution Partners, its employees, and its agents, is limited to the collected Reserve Study Fee.

Name of Association: Parkway Center CDD
Property Location: 7461 S Falkenburg, Riverview, FL 33578
Proposal Date: July 5, 2023

Service Options

Options #2 or #3 allow the association to spread out and budget for future study costs.

Please initial **one option only**.

Initial: ____ Option #1: Full Reserve Study with Site Visit for \$3,900.00. Payment is due in full upon delivery of the initial report. Includes access to the Funding Plan Scenario Calculator for 60 days.

Initial: ____ Option #2: Clear Vision Package for \$9,165.00. The Clear Vision Package includes three Reserve Studies, paid annually for three years. It consists of one Full Reserve Study with Site Visit + one Reserve Study Update without Site Visit + one Reserve Study Update with Site Visit = \$9,165.00, paid in three annual installments. Includes access to the Scenario Calculator for 60 days following initial delivery of each study.

\$4,582.50, is due on delivery of the Full Reserve Study initial report. \$2,291.25 is due on the first anniversary date, at which time a Reserve Study Update without Site Visit will be performed. \$2,291.25 is due on the second anniversary date, at which time a Reserve Study Update with Site visit will be performed. See the Fees section on page 9 for more detail.

Initial: ____ Option #3: Ongoing Partnership Solution for a down payment of \$1,560.00 and monthly payments of \$169.00. The Ongoing Partnership Solution includes four Reserve Studies, paid monthly for five years. It consists of one Full Reserve Study with Site Visit + two Reserve Study Updates without Site Visits + one Reserve Study Updates with Site Visit = a total fee of \$11,700.00. Includes access to the Scenario Calculator for the five-year term.

A down payment of \$1,560.00 is due upon proposal acceptance, and \$169.00 is due monthly for a five-year term. See the Fees section on page 9 for more detail.

I have read, understand, and accept the terms of this proposal:

Name:

Position:

Phone:

Email:

Signature: _____

Date: _____



PO Box 267
Seffner, FL 33583
O: 813-757-6500
F: 813-757-6501

Estimate

Submitted To:

Parkway Center CDD
c/oInframark
210 N University Dr #702
Coral Springs, FL 33071

Date	7/14/2023
Estimate #	84661
LMP REPRESENTATIVE	
DMFRN	
PO #	
Work Order #	

DESCRIPTION	QTY	COST	TOTAL
Re-establish flower beds and replenish soil. Install new rotation of annuals. All work includes, clean-up, removal, and disposal of debris generated during the course of work. Note: Irrigation modifications necessary will be invoiced separately as 'time and materials'			
Annuals - Seasonal - Pentas(Dwarf) 4"Pot	1,000	2.75	2,750.00
Soil- Command Scape CY	6	139.50	837.00
Mulch - Pine Fines (2cu) Bag	50	12.56	628.00

TERMS AND CONDITIONS:

TOTAL	\$4,215.00
--------------	-------------------

LMP reserves the right to withdraw this proposal if not accepted within 21 days of the date listed above. Any alteration or deviation to scope of work involving additional costs must be agreed upon in writing as a separate proposal or change order to this proposal. Periodic invoices may be submitted if job is substantial in nature with final invoice being submitted at completion of project. No finance charge will be imposed if the total of said work is paid in full within 30 days of invoice date. If not paid in full within 30 days, then customer is subject to finance charges on the balance of the work from the invoice date at a rate of 1.5% per month until paid. LMP shall have the right to stop work under this contract until all outstanding amounts including finance charges are paid in full. Payments will be applied to the oldest invoices.

ACCEPTANCE OF PROPOSAL: The above prices, scope of work and terms and conditions are hereby satisfactorily agreed upon. LMP, Inc. has been authorized to perform the work as outlined and payment will be made as outlined above. The above pricing does not include any unforeseen modifications to the said irrigation system that could not be reasonably accounted for prior to job start. All plant material carries a one (1) year warranty provided LMP, Inc. is performing landscape maintenance services to the area installed or enhanced at the time of installation. If not, then there is no warranty on the plant material. LMP cannot warranty against Acts of God, including cold weather events & natural disasters. Also, no warranty will be provided on any material that has been transplanted from another part of the property.

OWNER / AGENT

DATE

PO Box 267
Seffner, FL 33583
O: 813-757-6500
F: 813-757-6501

Estimate

Submitted To:

Parkway Center CDD
c/oInframark
210 N University Dr #702
Coral Springs, FL 33071

Date	7/14/2023
Estimate #	84659
LMP REPRESENTATIVE	
DMFRN	
PO #	
Work Order #	

DESCRIPTION	QTY	COST	TOTAL
Refresh playground mulch.			
All work includes, clean-up, removal, and disposal of debris generated during the course of work.			
Mulch - Certified Playground CY	34	85.00	2,890.00

TERMS AND CONDITIONS:

TOTAL	\$2,890.00
--------------	-------------------

LMP reserves the right to withdraw this proposal if not accepted within 21 days of the date listed above. Any alteration or deviation to scope of work involving additional costs must be agreed upon in writing as a separate proposal or change order to this proposal. Periodic invoices may be submitted if job is substantial in nature with final invoice being submitted at completion of project. No finance charge will be imposed if the total of said work is paid in full within 30 days of invoice date. If not paid in full within 30 days, then customer is subject to finance charges on the balance of the work from the invoice date at a rate of 1.5% per month until paid. LMP shall have the right to stop work under this contract until all outstanding amounts including finance charges are paid in full. Payments will be applied to the oldest invoices.

ACCEPTANCE OF PROPOSAL: The above prices, scope of work and terms and conditions are hereby satisfactorily agreed upon. LMP, Inc. has been authorized to perform the work as outlined and payment will be made as outlined above. The above pricing does not include any unforeseen modifications to the said irrigation system that could not be reasonably accounted for prior to job start. All plant material carries a one (1) year warranty provided LMP, Inc. is performing landscape maintenance services to the area installed or enhanced at the time of installation. If not, then there is no warranty on the plant material. LMP cannot warranty against Acts of God, including cold weather events & natural disasters. Also, no warranty will be provided on any material that has been transplanted from another part of the property.

OWNER / AGENT

DATE _____

CARSON'S LAWN & LANDSCAPING SERVICES LLC

Mailing Address
PO Box 3203
Riverview, FL 33568
813-526-3739
F-813-280-2476
carsonwd@yahoo.com

Property Parkway CDD
Attention Gene Roberts
Customer Meritus
Address 2005 Pan Am Circle Dr. , Suite 300
Tampa, FL 33607
Phone
E-Mail

Page one of
Tree Service
Landscaping
Extra Work
Irrigation

Proposal
Bill
See Attached

[illegible]

Authorized By _____

Date _____



PO Box 267
Seffner, FL 33583
O: 813-757-6500
F: 813-757-6501

Estimate

Submitted To:
Parkway Center CDD c/oInframark 210 N University Dr #702 Coral Springs, FL 33071

Date	7/7/2023
Estimate #	84514
LMP REPRESENTATIVE	
ETB	
PO #	
Work Order #	

DESCRIPTION	QTY	COST	TOTAL
Prune 46 Live Oaks and Pine Trees over roadways, sidewalks, blocking street lights and touching townhomes throughout the community. Trees have not been maintained to contract specifications. Includes debris removal.			
Flush cut 4 dead Washingtonian Palms throughout the community. Includes debris removal.			
Flush cut 33 dead Pine trees throughout the community. Includes debris removal.			
Straighten and root prune 1 leaning Crape Myrtle in the center median of Castle Creek.			
Tree Removal (flush cut) 33 Pine Trees	33	525.00	17,325.00
Palm Removal (flush cut) 4 Washingtonian	4	700.00	2,800.00
Tree Trim/ Prune 43 Live Oaks and 3 Pine Trees	46	70.00	3,220.00
Root Prune and Stake leaning Crape Myrtle	1	52.50	52.50

TERMS AND CONDITIONS:

TOTAL	\$23,397.50
--------------	--------------------

LMP reserves the right to withdraw this proposal if not accepted within 21 days of the date listed above. Any alteration or deviation to scope of work involving additional costs must be agreed upon in writing as a separate proposal or change order to this proposal. Periodic invoices may be submitted if job is substantial in nature with final invoice being submitted at completion of project. No finance charge will be imposed if the total of said work is paid in full within 30 days of invoice date. If not paid in full within 30 days, then customer is subject to finance charges on the balance of the work from the invoice date at a rate of 1.5% per month until paid. LMP shall have the right to stop work under this contract until all outstanding amounts including finance charges are paid in full. Payments will be applied to the oldest invoices.

ACCEPTANCE OF PROPOSAL: The above prices, scope of work and terms and conditions are hereby satisfactorily agreed upon. LMP, Inc. has been authorized to perform the work as outlined and payment will be made as outlined above. The above pricing does not include any unforeseen modifications to the said irrigation system that could not be reasonably accounted for prior to job start. All plant material carries a one (1) year warranty provided LMP, Inc. is performing landscape maintenance services to the area installed or enhanced at the time of installation. If not, then there is no warranty on the plant material. LMP cannot warranty against Acts of God, including cold weather events & natural disasters. Also, no warranty will be provided on any material that has been transplanted from another part of the property.

OWNER / AGENT

DATE



PO Box 267
Seffner, FL 33583
O: 813-757-6500
F: 813-757-6501

Estimate

Submitted To:

Parkway Center CDD
c/oInframark
210 N University Dr #702
Coral Springs, FL 33071

Controller A.

Date	7/13/2023
Estimate #	84624
LMP REPRESENTATIVE	
TN-TI	
PO #	
Work Order #	

DESCRIPTION	QTY	COST	TOTAL
PROS06 Hunter 6 inch spray head	4	13.25	53.00
spray nozzle	4	1.90	7.60
1 inch slipfix	1	8.56	8.56
1 x 1 x 1/2 inch reducing tee	1	1.90	1.90
Labor: 2 men @ \$ 130.00 per hour	1	130.00	130.00
Initial inspection repairs needed: Replace 4 broken or leaking 6 inch spray heads with spray nozzles. Repair 1 inch zone line leak.			

TERMS AND CONDITIONS:

TOTAL	\$201.06
--------------	-----------------

LMP reserves the right to withdraw this proposal if not accepted within 21 days of the date listed above. Any alteration or deviation to scope of work involving additional costs must be agreed upon in writing as a separate proposal or change order to this proposal. Periodic invoices may be submitted if job is substantial in nature with final invoice being submitted at completion of project. No finance charge will be imposed if the total of said work is paid in full within 30 days of invoice date. If not paid in full within 30 days, then customer is subject to finance charges on the balance of the work from the invoice date at a rate of 1.5% per month until paid. LMP shall have the right to stop work under this contract until all outstanding amounts including finance charges are paid in full. Payments will be applied to the oldest invoices.

ACCEPTANCE OF PROPOSAL: The above prices, scope of work and terms and conditions are hereby satisfactorily agreed upon. LMP, Inc. has been authorized to perform the work as outlined and payment will be made as outlined above. The above pricing does not include any unforeseen modifications to the said irrigation system that could not be reasonably accounted for prior to job start. All plant material carries a one (1) year warranty provided LMP, Inc. is performing landscape maintenance services to the area installed or enhanced at the time of installation. If not, then there is no warranty on the plant material. LMP cannot warranty against Acts of God, including cold weather events & natural disasters. Also, no warranty will be provided on any material that has been transplanted from another part of the property.

OWNER / AGENT

DATE



PO Box 267
Seffner, FL 33583
O: 813-757-6500
F: 813-757-6501

Estimate

Submitted To:

Parkway Center CDD
c/oInframark
210 N University Dr #702
Coral Springs, FL 33071

Controller B

Date	7/13/2023
Estimate #	84626
LMP REPRESENTATIVE	
TN-TI	
PO #	
Work Order #	

DESCRIPTION	QTY	COST	TOTAL
PROS12 Hunter 12 inch spray head	1	16.90	16.90
PROS06 Hunter 6 inch spray head	2	13.25	26.50
spray nozzle	3	1.90	5.70
1 inch slipfix	2	8.56	17.12
1 x 3/4 inch reducer bushing	4	1.29	5.16
1 inch tee	2	1.81	3.62
Labor: 2 men @ \$ 130.00 per hour	1	130.00	130.00
Initial inspection repairs needed:			
Replace 1 broken or leaking 12 inch spray head with spray nozzle.			
Replace 2 broken or leaking 6 inch spray heads with spray nozzles.			
Repair 2 - 3/4 inch line leaks.			

TERMS AND CONDITIONS:

TOTAL	\$205.00
--------------	-----------------

LMP reserves the right to withdraw this proposal if not accepted within 21 days of the date listed above. Any alteration or deviation to scope of work involving additional costs must be agreed upon in writing as a separate proposal or change order to this proposal. Periodic invoices may be submitted if job is substantial in nature with final invoice being submitted at completion of project. No finance charge will be imposed if the total of said work is paid in full within 30 days of invoice date. If not paid in full within 30 days, then customer is subject to finance charges on the balance of the work from the invoice date at a rate of 1.5% per month until paid. LMP shall have the right to stop work under this contract until all outstanding amounts including finance charges are paid in full. Payments will be applied to the oldest invoices.

ACCEPTANCE OF PROPOSAL: The above prices, scope of work and terms and conditions are hereby satisfactorily agreed upon. LMP, Inc. has been authorized to perform the work as outlined and payment will be made as outlined above. The above pricing does not include any unforeseen modifications to the said irrigation system that could not be reasonably accounted for prior to job start. All plant material carries a one (1) year warranty provided LMP, Inc. is performing landscape maintenance services to the area installed or enhanced at the time of installation. If not, then there is no warranty on the plant material. LMP cannot warranty against Acts of God, including cold weather events & natural disasters. Also, no warranty will be provided on any material that has been transplanted from another part of the property.

OWNER / AGENT

DATE



PO Box 267
Seffner, FL 33583
O: 813-757-6500
F: 813-757-6501

Estimate

Submitted To:
Parkway Center CDD c/oInframark 210 N University Dr #702 Coral Springs, FL 33071

Date	7/13/2023
Estimate #	84625
LMP REPRESENTATIVE	
TN-TI	
PO #	
Work Order #	

Controller C.

DESCRIPTION	QTY	COST	TOTAL
CR2032 Rain sensor battery	1	7.50	7.50
PGP12CV Hunter 12 inch PGP rotor	2	46.25	92.50
PGP04 Hunter PGP rotor	8	24.50	196.00
PROS06 Hunter 6 inch spray head	21	13.25	278.25
spray nozzle	26	1.90	49.40
drip irrigation coupling	12	0.69	8.28
drip irrigation tubing	8	0.65	5.20
1 1/4 inch sch 40 pvc pipe	240	2.51	602.40
1 1/4 inch tee	4	2.81	11.24
1 1/4 inch elbow	4	2.40	9.60
1 1/2 inch slipfix	1	17.91	17.91
1 inch slipfix	1	8.56	8.56
1 1/4 x 1 inch reducer bushing	4	1.73	6.92
Labor: 2 men @ \$ 130.00 per hour	12	130.00	1,560.00
Initial inspection repairs needed:			
Replace dead rain sensor battery.			
Replace 2 broken or leaking 12 inch rotors.			
Replace 8 broken or leaking rotors.			
Replace 20 sprayheads and add 120 ft of pipe on both ends of zone 11.			
Replace 1 broken or leaking 6 inch spray head with spray nozzle.			

TERMS AND CONDITIONS:

TOTAL	
--------------	--

LMP reserves the right to withdraw this proposal if not accepted within 21 days of the date listed above. Any alteration or deviation to scope of work involving additional costs must be agreed upon in writing as a separate proposal or change order to this proposal. Periodic invoices may be submitted if job is substantial in nature with final invoice being submitted at completion of project. No finance charge will be imposed if the total of said work is paid in full within 30 days of invoice date. If not paid in full within 30 days, then customer is subject to finance charges on the balance of the work from the invoice date at a rate of 1.5% per month until paid. LMP shall have the right to stop work under this contract until all outstanding amounts including finance charges are paid in full. Payments will be applied to the oldest invoices.

ACCEPTANCE OF PROPOSAL: The above prices, scope of work and terms and conditions are hereby satisfactorily agreed upon. LMP, Inc. has been authorized to perform the work as outlined and payment will be made as outlined above. The above pricing does not include any unforeseen modifications to the said irrigation system that could not be reasonably accounted for prior to job start. All plant material carries a one (1) year warranty provided LMP, Inc. is performing landscape maintenance services to the area installed or enhanced at the time of installation. If not, then there is no warranty on the plant material. LMP cannot warranty against Acts of God, including cold weather events & natural disasters. Also, no warranty will be provided on any material that has been transplanted from another part of the property.

OWNER / AGENT

DATE

PO Box 267
Seffner, FL 33583
O: 813-757-6500
F: 813-757-6501

Estimate

Submitted To:

Parkway Center CDD
c/oInframark
210 N University Dr #702
Coral Springs, FL 33071

Controller C.

Date	7/13/2023
Estimate #	84625
LMP REPRESENTATIVE	
TN-TI	
PO #	
Work Order #	

DESCRIPTION	QTY	COST	TOTAL
Replace 5 clogged or damaged spray nozzles.			
Repair 8 drip irrigation leaks.			

TERMS AND CONDITIONS:

TOTAL	\$2,853.76
--------------	-------------------

LMP reserves the right to withdraw this proposal if not accepted within 21 days of the date listed above. Any alteration or deviation to scope of work involving additional costs must be agreed upon in writing as a separate proposal or change order to this proposal. Periodic invoices may be submitted if job is substantial in nature with final invoice being submitted at completion of project. No finance charge will be imposed if the total of said work is paid in full within 30 days of invoice date. If not paid in full within 30 days, then customer is subject to finance charges on the balance of the work from the invoice date at a rate of 1.5% per month until paid. LMP shall have the right to stop work under this contract until all outstanding amounts including finance charges are paid in full. Payments will be applied to the oldest invoices.

ACCEPTANCE OF PROPOSAL: The above prices, scope of work and terms and conditions are hereby satisfactorily agreed upon. LMP, Inc. has been authorized to perform the work as outlined and payment will be made as outlined above. The above pricing does not include any unforeseen modifications to the said irrigation system that could not be reasonably accounted for prior to job start. All plant material carries a one (1) year warranty provided LMP, Inc. is performing landscape maintenance services to the area installed or enhanced at the time of installation. If not, then there is no warranty on the plant material. LMP cannot warranty against Acts of God, including cold weather events & natural disasters. Also, no warranty will be provided on any material that has been transplanted from another part of the property.

OWNER / AGENT

DATE _____



PO Box 267
Seffner, FL 33583
O: 813-757-6500
F: 813-757-6501

Estimate

Submitted To:

Parkway Center CDD
c/oInframark
210 N University Dr #702
Coral Springs, FL 33071

Date	7/11/2023
Estimate #	84549
LMP REPRESENTATIVE	
TN-TI	
PO #	
Work Order #	

Controller D

DESCRIPTION	QTY	COST	TOTAL
PGP04 Hunter PGP rotor	1	24.50	24.50
PROS12 Hunter 12 inch spray head	3	16.90	50.70
spray nozzle	5	1.90	9.50
MP100090 Hunter MP Rotator nozzle 1000 series	12	10.50	126.00
1/2 inch elbow S x FIPT	1	0.84	0.84
1/2 inch x close poly nipple	1	0.66	0.66
Labor: 1 man @ \$ 65.00 per hour	3	65.00	195.00
Initial inspection repairs needed:			
Replace 1 broken or leaking rotor.			
Replace 3 broken or leaking 12 inch sprayheads.			
Replaced 5 clogged or damaged spray nozzles.			
Replace 12 clogged or damaged Hunter MP Rotator nozzles.			
Repair 2 - 1/2 inch flex pipe leaks.			
Straighten or raise 8 heads for proper coverage.			
NOTE: Zone 2 has low pressure on the last 15 heads. A proposal will be submitted to help resolve pressure issue.			

TERMS AND CONDITIONS:

TOTAL	\$407.20
--------------	-----------------

LMP reserves the right to withdraw this proposal if not accepted within 21 days of the date listed above. Any alteration or deviation to scope of work involving additional costs must be agreed upon in writing as a separate proposal or change order to this proposal. Periodic invoices may be submitted if job is substantial in nature with final invoice being submitted at completion of project. No finance charge will be imposed if the total of said work is paid in full within 30 days of invoice date. If not paid in full within 30 days, then customer is subject to finance charges on the balance of the work from the invoice date at a rate of 1.5% per month until paid. LMP shall have the right to stop work under this contract until all outstanding amounts including finance charges are paid in full. Payments will be applied to the oldest invoices.

ACCEPTANCE OF PROPOSAL: The above prices, scope of work and terms and conditions are hereby satisfactorily agreed upon. LMP, Inc. has been authorized to perform the work as outlined and payment will be made as outlined above. The above pricing does not include any unforeseen modifications to the said irrigation system that could not be reasonably accounted for prior to job start. All plant material carries a one (1) year warranty provided LMP, Inc. is performing landscape maintenance services to the area installed or enhanced at the time of installation. If not, then there is no warranty on the plant material. LMP cannot warranty against Acts of God, including cold weather events & natural disasters. Also, no warranty will be provided on any material that has been transplanted from another part of the property.

OWNER / AGENT

DATE



PO Box 267
Seffner, FL 33583
O: 813-757-6500
F: 813-757-6501

Estimate

Submitted To:

Parkway Center CDD
c/oInframark
210 N University Dr #702
Coral Springs, FL 33071

Controller E

Date	7/15/2023
Estimate #	84677
LMP REPRESENTATIVE	
TN-TI	
PO #	
Work Order #	

DESCRIPTION	QTY	COST	TOTAL
MP100090 Hunter MP Rotator nozzle 1000 series	1	10.50	10.50
drip irrigation coupling	4	0.68	2.72
drip irrigation tubing	4	0.65	2.60
ICD100 Hunter 1 station decoder	2	190.00	380.00
Rainbird 24V solenoid	2	67.99	135.98
Pro-Trade wire connector blue	12	1.26	15.12
Labor: 2 men @ \$ 130.00 per hour	2	130.00	260.00
Initial irrigation inspection repairs needed:			
Replace 1 clogged or damaged MP Rotator nozzle.			
Replace 2 faulty Hunter 1 station decoders under warranty.			
Replace 2 faulty Hunter 1 station decoder that are no longer under warranty.			
Replace 2 faulty Rainbird 24V solenoids.			
Repair 2 drip irrigation leaks.			

TERMS AND CONDITIONS:

TOTAL	\$806.92
--------------	-----------------

LMP reserves the right to withdraw this proposal if not accepted within 21 days of the date listed above. Any alteration or deviation to scope of work involving additional costs must be agreed upon in writing as a separate proposal or change order to this proposal. Periodic invoices may be submitted if job is substantial in nature with final invoice being submitted at completion of project. No finance charge will be imposed if the total of said work is paid in full within 30 days of invoice date. If not paid in full within 30 days, then customer is subject to finance charges on the balance of the work from the invoice date at a rate of 1.5% per month until paid. LMP shall have the right to stop work under this contract until all outstanding amounts including finance charges are paid in full. Payments will be applied to the oldest invoices.

ACCEPTANCE OF PROPOSAL: The above prices, scope of work and terms and conditions are hereby satisfactorily agreed upon. LMP, Inc. has been authorized to perform the work as outlined and payment will be made as outlined above. The above pricing does not include any unforeseen modifications to the said irrigation system that could not be reasonably accounted for prior to job start. All plant material carries a one (1) year warranty provided LMP, Inc. is performing landscape maintenance services to the area installed or enhanced at the time of installation. If not, then there is no warranty on the plant material. LMP cannot warranty against Acts of God, including cold weather events & natural disasters. Also, no warranty will be provided on any material that has been transplanted from another part of the property.

OWNER / AGENT

DATE



PO Box 267
Seffner, FL 33583
O: 813-757-6500
F: 813-757-6501

Estimate

Submitted To:
Parkway Center CDD c/oInframark 210 N University Dr #702 Coral Springs, FL 33071

Date	7/11/2023
Estimate #	84551
LMP REPRESENTATIVE	
TN-TI	
PO #	
Work Order #	

Controller F

DESCRIPTION	QTY	COST	TOTAL
CR2032 rain sensor battery	1	7.50	7.50
2 inch slipfix	1	26.50	26.50
2 inch coupling	1	2.43	2.43
1 inch slipfix	1	8.56	8.56
1 inch coupling	1	1.07	1.07
PROS12 Hunter 12 inch spray head	1	16.90	16.90
PGP04 Hunter PGP rotor	1	24.50	24.50
spray nozzle	7	1.90	13.30
Labor: 1 man @ \$ 65.00 per hour	6	65.00	390.00
Initial irrigation inspection repairs needed:			
Replace dead battery in rain sensor.			
Repair 2 inch main line leak.			
Repair 1 inch line leak.			
Replace 1 broken 12 inch spray head.			
Replace 1 broken rotor.			
Replace 7 clogged or damaged spray nozzles.			

TERMS AND CONDITIONS:

TOTAL	\$490.76
--------------	-----------------

LMP reserves the right to withdraw this proposal if not accepted within 21 days of the date listed above. Any alteration or deviation to scope of work involving additional costs must be agreed upon in writing as a separate proposal or change order to this proposal. Periodic invoices may be submitted if job is substantial in nature with final invoice being submitted at completion of project. No finance charge will be imposed if the total of said work is paid in full within 30 days of invoice date. If not paid in full within 30 days, then customer is subject to finance charges on the balance of the work from the invoice date at a rate of 1.5% per month until paid. LMP shall have the right to stop work under this contract until all outstanding amounts including finance charges are paid in full. Payments will be applied to the oldest invoices.

ACCEPTANCE OF PROPOSAL: The above prices, scope of work and terms and conditions are hereby satisfactorily agreed upon. LMP, Inc. has been authorized to perform the work as outlined and payment will be made as outlined above. The above pricing does not include any unforeseen modifications to the said irrigation system that could not be reasonably accounted for prior to job start. All plant material carries a one (1) year warranty provided LMP, Inc. is performing landscape maintenance services to the area installed or enhanced at the time of installation. If not, then there is no warranty on the plant material. LMP cannot warranty against Acts of God, including cold weather events & natural disasters. Also, no warranty will be provided on any material that has been transplanted from another part of the property.

OWNER / AGENT

DATE



PO Box 267
Seffner, FL 33583
O: 813-757-6500
F: 813-757-6501

Estimate

Submitted To:

Parkway Center CDD
c/oInframark
210 N University Dr #702
Coral Springs, FL 33071

Controller G - Baywood

Date	7/15/2023
Estimate #	84676
LMP REPRESENTATIVE	
TN-TI	
PO #	
Work Order #	

DESCRIPTION	QTY	COST	TOTAL
PROS06 Hunter 6 inch sprayhead	1	13.25	13.25
spray nozzle	15	1.90	28.50
Rainbird wireless rain / freeze sensor	1	122.00	122.00
Labor: 2 men @ \$ 130.00 per hour	2	130.00	260.00
Initial irrigation inspection repairs needed:			
Replace 1 broken or leaking 6 inch spray head with spray nozzle.			
Replace 14 clogged or damaged spray nozzles.			
Replace faulty rain sensor.			
Raise 13 heads for proper coverage.			

TERMS AND CONDITIONS:

TOTAL	\$423.75
--------------	-----------------

LMP reserves the right to withdraw this proposal if not accepted within 21 days of the date listed above. Any alteration or deviation to scope of work involving additional costs must be agreed upon in writing as a separate proposal or change order to this proposal. Periodic invoices may be submitted if job is substantial in nature with final invoice being submitted at completion of project. No finance charge will be imposed if the total of said work is paid in full within 30 days of invoice date. If not paid in full within 30 days, then customer is subject to finance charges on the balance of the work from the invoice date at a rate of 1.5% per month until paid. LMP shall have the right to stop work under this contract until all outstanding amounts including finance charges are paid in full. Payments will be applied to the oldest invoices.

ACCEPTANCE OF PROPOSAL: The above prices, scope of work and terms and conditions are hereby satisfactorily agreed upon. LMP, Inc. has been authorized to perform the work as outlined and payment will be made as outlined above. The above pricing does not include any unforeseen modifications to the said irrigation system that could not be reasonably accounted for prior to job start. All plant material carries a one (1) year warranty provided LMP, Inc. is performing landscape maintenance services to the area installed or enhanced at the time of installation. If not, then there is no warranty on the plant material. LMP cannot warranty against Acts of God, including cold weather events & natural disasters. Also, no warranty will be provided on any material that has been transplanted from another part of the property.

OWNER / AGENT

DATE



PO Box 267
Seffner, FL 33583
O: 813-757-6500
F: 813-757-6501

Estimate

Submitted To:

Parkway Center CDD
c/oInframark
210 N University Dr #702
Coral Springs, FL 33071

Controller H

Date	7/11/2023
Estimate #	84552
LMP REPRESENTATIVE	
TN-TI	
PO #	
Work Order #	

DESCRIPTION	QTY	COST	TOTAL
PROS12 Hunter 12 inch spray head	1	16.90	16.90
PROS06 Hunter 6 inch spray head	3	13.25	39.75
spray nozzle	3	1.90	5.70
drip irrigation coupling	8	0.69	5.52
drip irrigation tubing	4	0.65	2.60
CR2032 rain sensor battery	1	7.50	7.50
Labor: 2 men @ \$ 130.00 per hour	2	130.00	260.00
Initial inspection repairs needed:			
Replace 1 broken or leaking 12 inch spray head.			
Replace 3 broken or leaking 6 inch spray heads.			
Replace 3 clogged or damaged spray nozzles.			
Repair 5 drip irrigation leaks.			
Raise or adjust 17 heads for proper coverage.			
Replace dead rain sensor battery.			

TERMS AND CONDITIONS:

TOTAL	\$337.97
--------------	-----------------

LMP reserves the right to withdraw this proposal if not accepted within 21 days of the date listed above. Any alteration or deviation to scope of work involving additional costs must be agreed upon in writing as a separate proposal or change order to this proposal. Periodic invoices may be submitted if job is substantial in nature with final invoice being submitted at completion of project. No finance charge will be imposed if the total of said work is paid in full within 30 days of invoice date. If not paid in full within 30 days, then customer is subject to finance charges on the balance of the work from the invoice date at a rate of 1.5% per month until paid. LMP shall have the right to stop work under this contract until all outstanding amounts including finance charges are paid in full. Payments will be applied to the oldest invoices.

ACCEPTANCE OF PROPOSAL: The above prices, scope of work and terms and conditions are hereby satisfactorily agreed upon. LMP, Inc. has been authorized to perform the work as outlined and payment will be made as outlined above. The above pricing does not include any unforeseen modifications to the said irrigation system that could not be reasonably accounted for prior to job start. All plant material carries a one (1) year warranty provided LMP, Inc. is performing landscape maintenance services to the area installed or enhanced at the time of installation. If not, then there is no warranty on the plant material. LMP cannot warranty against Acts of God, including cold weather events & natural disasters. Also, no warranty will be provided on any material that has been transplanted from another part of the property.

OWNER / AGENT

DATE



PO Box 267
Seffner, FL 33583
O: 813-757-6500
F: 813-757-6501

Estimate

Submitted To:
Parkway Center CDD c/oInframark 210 N University Dr #702 Coral Springs, FL 33071

Date	7/11/2023
Estimate #	84553
LMP REPRESENTATIVE	
TN-TI	
PO #	
Work Order #	

Controller I.

DESCRIPTION	QTY	COST	TOTAL
CR2032 rain sensor battery	1	7.50	7.50
drip irrigation coupling	55	0.69	37.95
drip irrigation tubing	30	0.65	19.50
spray nozzle	5	1.90	9.50
1/2 inch male adapter	4	0.77	3.08
adjustable bubbler	4	2.35	9.40
Hunter 24V solenoid	1	26.75	26.75
Pro-Trade wire connector blue	2	1.26	2.52
Labor: 2 men @ \$ 130.00 per hour	2	130.00	260.00
Initial inspection repairs needed:			
Replace dead rain sensor battery.			
Replace 4 broken or clogged bubblers.			
Repair 31 drip irrigation leaks.			
Replace 1 faulty Hunter 24V solenoid.			

TERMS AND CONDITIONS:

TOTAL	\$376.20
--------------	-----------------

LMP reserves the right to withdraw this proposal if not accepted within 21 days of the date listed above. Any alteration or deviation to scope of work involving additional costs must be agreed upon in writing as a separate proposal or change order to this proposal. Periodic invoices may be submitted if job is substantial in nature with final invoice being submitted at completion of project. No finance charge will be imposed if the total of said work is paid in full within 30 days of invoice date. If not paid in full within 30 days, then customer is subject to finance charges on the balance of the work from the invoice date at a rate of 1.5% per month until paid. LMP shall have the right to stop work under this contract until all outstanding amounts including finance charges are paid in full. Payments will be applied to the oldest invoices.

ACCEPTANCE OF PROPOSAL: The above prices, scope of work and terms and conditions are hereby satisfactorily agreed upon. LMP, Inc. has been authorized to perform the work as outlined and payment will be made as outlined above. The above pricing does not include any unforeseen modifications to the said irrigation system that could not be reasonably accounted for prior to job start. All plant material carries a one (1) year warranty provided LMP, Inc. is performing landscape maintenance services to the area installed or enhanced at the time of installation. If not, then there is no warranty on the plant material. LMP cannot warranty against Acts of God, including cold weather events & natural disasters. Also, no warranty will be provided on any material that has been transplanted from another part of the property.

OWNER / AGENT

DATE



PO Box 267
Seffner, FL 33583
O: 813-757-6500
F: 813-757-6501

Estimate

Submitted To:
Parkway Center CDD c/oInframark 210 N University Dr #702 Coral Springs, FL 33071

Date	7/13/2023
Estimate #	84615
LMP REPRESENTATIVE	
TN-TI	
PO #	
Work Order #	

Controller J.

DESCRIPTION	QTY	COST	TOTAL
CR2032 Rain sensor battery	1	7.50	7.50
PROS12 Hunter 12 inch spray head	2	16.90	33.80
spray nozzle	6	1.90	11.40
drip irrigation coupling	18	0.69	12.42
drip irrigation tubing	6	0.65	3.90
ICD100 Hunter 1 sttion decoder	2	190.00	380.00
Hunter 24V solenoid	2	26.75	53.50
Pro-Trade wire connector blue	4	1.26	5.04
Labor: 2 men @ \$ 130.00 per hour	2	130.00	260.00
Initial inspection repairs needed:			
Replace dead rain sensor battery.			
Replace 2 broken or leaking 12 inch spray heads.			
Replace 6 clogged or damaged spray nozzles.			
Repair Repair 12 drip irrigation leaks.			
Zones 11 and 13:			
Replace 2 faulty Hunter 1 station decoders that are no longer under warranty.			
Replace 2 faulty Hunter 24V solenoids.			

TERMS AND CONDITIONS:

TOTAL	\$767.56
--------------	-----------------

LMP reserves the right to withdraw this proposal if not accepted within 21 days of the date listed above. Any alteration or deviation to scope of work involving additional costs must be agreed upon in writing as a separate proposal or change order to this proposal. Periodic invoices may be submitted if job is substantial in nature with final invoice being submitted at completion of project. No finance charge will be imposed if the total of said work is paid in full within 30 days of invoice date. If not paid in full within 30 days, then customer is subject to finance charges on the balance of the work from the invoice date at a rate of 1.5% per month until paid. LMP shall have the right to stop work under this contract until all outstanding amounts including finance charges are paid in full. Payments will be applied to the oldest invoices.

ACCEPTANCE OF PROPOSAL: The above prices, scope of work and terms and conditions are hereby satisfactorily agreed upon. LMP, Inc. has been authorized to perform the work as outlined and payment will be made as outlined above. The above pricing does not include any unforeseen modifications to the said irrigation system that could not be reasonably accounted for prior to job start. All plant material carries a one (1) year warranty provided LMP, Inc. is performing landscape maintenance services to the area installed or enhanced at the time of installation. If not, then there is no warranty on the plant material. LMP cannot warranty against Acts of God, including cold weather events & natural disasters. Also, no warranty will be provided on any material that has been transplanted from another part of the property.

OWNER / AGENT

DATE



PO Box 267
Seffner, FL 33583
O: 813-757-6500
F: 813-757-6501

Estimate

Submitted To:
Parkway Center CDD c/oInframark 210 N University Dr #702 Coral Springs, FL 33071

Date	7/11/2023
Estimate #	84566
LMP REPRESENTATIVE	
TN-TI	
PO #	
Work Order #	

Controller K.

DESCRIPTION	QTY	COST	TOTAL
CR2032 rain sensor battery	1	7.50	7.50
PROS12 Hunter 12 inch spray head	1	16.90	16.90
1/2 inch male adapter	3	0.77	2.31
spray nozzle	20	1.90	38.00
1/2 inch coupling	4	0.44	1.76
1/2 inch flex pipe	6	1.15	6.90
1/2 inch female adapter	3	0.77	2.31
1/2 inch sch 40 pvc pipe	10	0.89	8.90
Labor: 1 man @ \$ 65.00 per hour	3	65.00	195.00
Initial inspection repairs needed:			
Replace dead rain sensor battery.			
Replace broken 12 inch spray head.			
Replace 20 clogged or damaged spray nozzles.			
Repair 2 flex pipe leaks.			
Relocate 2 rotors on zone 1.			
Repair 3 broken risers.			
NOTE: Cycle stop valve is leaking at pump.			

TERMS AND CONDITIONS:

TOTAL	\$279.58
--------------	-----------------

LMP reserves the right to withdraw this proposal if not accepted within 21 days of the date listed above. Any alteration or deviation to scope of work involving additional costs must be agreed upon in writing as a separate proposal or change order to this proposal. Periodic invoices may be submitted if job is substantial in nature with final invoice being submitted at completion of project. No finance charge will be imposed if the total of said work is paid in full within 30 days of invoice date. If not paid in full within 30 days, then customer is subject to finance charges on the balance of the work from the invoice date at a rate of 1.5% per month until paid. LMP shall have the right to stop work under this contract until all outstanding amounts including finance charges are paid in full. Payments will be applied to the oldest invoices.

ACCEPTANCE OF PROPOSAL: The above prices, scope of work and terms and conditions are hereby satisfactorily agreed upon. LMP, Inc. has been authorized to perform the work as outlined and payment will be made as outlined above. The above pricing does not include any unforeseen modifications to the said irrigation system that could not be reasonably accounted for prior to job start. All plant material carries a one (1) year warranty provided LMP, Inc. is performing landscape maintenance services to the area installed or enhanced at the time of installation. If not, then there is no warranty on the plant material. LMP cannot warranty against Acts of God, including cold weather events & natural disasters. Also, no warranty will be provided on any material that has been transplanted from another part of the property.

OWNER / AGENT

DATE



PO Box 267
Seffner, FL 33583
O: 813-757-6500
F: 813-757-6501

Estimate

Submitted To:

Parkway Center CDD
c/oInframark
210 N University Dr #702
Coral Springs, FL 33071

Date	7/13/2023
Estimate #	84627
LMP REPRESENTATIVE	
TN-TI	
PO #	
Work Order #	

Controller L.

DESCRIPTION	QTY	COST	TOTAL
Rainbird wireless rain / freeze sensor	1	122.00	122.00
spray nozzle	10	1.90	19.00
3/4 inch FIPT x barb x barb drip adapter	1	2.25	2.25
drip irrigation coupling	12	0.69	8.28
drip irrigation tubing	6	0.65	3.90
Labor: 2 men @ \$ 130.00 per hour	1.5	130.00	195.00
Initial irrigation inspection repairs needed:			
Replace faulty rain sensor.			
Replace 10 clogged or damaged spray nozzles.			
Repair 3 drip irrigation leaks.			
Raise 8 spray heads for proper coverage.			

TERMS AND CONDITIONS:

TOTAL	\$350.43
--------------	-----------------

LMP reserves the right to withdraw this proposal if not accepted within 21 days of the date listed above. Any alteration or deviation to scope of work involving additional costs must be agreed upon in writing as a separate proposal or change order to this proposal. Periodic invoices may be submitted if job is substantial in nature with final invoice being submitted at completion of project. No finance charge will be imposed if the total of said work is paid in full within 30 days of invoice date. If not paid in full within 30 days, then customer is subject to finance charges on the balance of the work from the invoice date at a rate of 1.5% per month until paid. LMP shall have the right to stop work under this contract until all outstanding amounts including finance charges are paid in full. Payments will be applied to the oldest invoices.

ACCEPTANCE OF PROPOSAL: The above prices, scope of work and terms and conditions are hereby satisfactorily agreed upon. LMP, Inc. has been authorized to perform the work as outlined and payment will be made as outlined above. The above pricing does not include any unforeseen modifications to the said irrigation system that could not be reasonably accounted for prior to job start. All plant material carries a one (1) year warranty provided LMP, Inc. is performing landscape maintenance services to the area installed or enhanced at the time of installation. If not, then there is no warranty on the plant material. LMP cannot warranty against Acts of God, including cold weather events & natural disasters. Also, no warranty will be provided on any material that has been transplanted from another part of the property.

OWNER / AGENT

DATE



PO Box 267
Seffner, FL 33583
O: 813-757-6500
F: 813-757-6501

Estimate

Submitted To:

Parkway Center CDD
c/oInframark
210 N University Dr #702
Coral Springs, FL 33071

Clubhouse controller.

Date	7/13/2023
Estimate #	84616
LMP REPRESENTATIVE	
TN-TI	
PO #	
Work Order #	

DESCRIPTION	QTY	COST	TOTAL
PROS12 Hunter 12 inch spray head	1	16.90	16.90
1/2 inch elbow S x FIPT	1	0.84	0.84
1/2 inch x close poly nipple	1	0.66	0.66
spray nozzle	3	1.90	5.70
drip irrigation coupling	1	0.69	0.69
labor: 1 man @ \$ 65.00 per hour	1	65.00	65.00
Initial inspection repairs needed:			
Replace 1 broken or leaking 12 inch spray head with spray nozzle.			
Replace 2 clogged or damaged spray nozzles.			
Repair 1 drip irrigation leak.			

TERMS AND CONDITIONS:

TOTAL	\$89.79
--------------	----------------

LMP reserves the right to withdraw this proposal if not accepted within 21 days of the date listed above. Any alteration or deviation to scope of work involving additional costs must be agreed upon in writing as a separate proposal or change order to this proposal. Periodic invoices may be submitted if job is substantial in nature with final invoice being submitted at completion of project. No finance charge will be imposed if the total of said work is paid in full within 30 days of invoice date. If not paid in full within 30 days, then customer is subject to finance charges on the balance of the work from the invoice date at a rate of 1.5% per month until paid. LMP shall have the right to stop work under this contract until all outstanding amounts including finance charges are paid in full. Payments will be applied to the oldest invoices.

ACCEPTANCE OF PROPOSAL: The above prices, scope of work and terms and conditions are hereby satisfactorily agreed upon. LMP, Inc. has been authorized to perform the work as outlined and payment will be made as outlined above. The above pricing does not include any unforeseen modifications to the said irrigation system that could not be reasonably accounted for prior to job start. All plant material carries a one (1) year warranty provided LMP, Inc. is performing landscape maintenance services to the area installed or enhanced at the time of installation. If not, then there is no warranty on the plant material. LMP cannot warranty against Acts of God, including cold weather events & natural disasters. Also, no warranty will be provided on any material that has been transplanted from another part of the property.

OWNER / AGENT

DATE

PO Box 267
Seffner, FL 33583
O: 813-757-6500
F: 813-757-6501

Estimate

Submitted To:

Parkway Center CDD
c/oInframark
210 N University Dr #702
Coral Springs, FL 33071

Controller D - zone 2 - turf between sidewalk and road by natural area.

Date	7/11/2023
Estimate #	84550
LMP REPRESENTATIVE	
TN-TI	
PO #	
Work Order #	

DESCRIPTION	QTY	COST	TOTAL
1 1/2 inch sch 40 pvc pipe	200	2.65	530.00
1 1/2 inch tee	2	3.42	6.84
1 1/2 inch elbow	2	2.57	5.14
Labor: 2 men @ \$ 130.00 per hour	4	130.00	520.00
Locate 1 1/2 inch pipe near valve and reconnect 200 ft. 200 ft. into end of zone.			

TERMS AND CONDITIONS:

TOTAL	\$1,061.98
--------------	-------------------

LMP reserves the right to withdraw this proposal if not accepted within 21 days of the date listed above. Any alteration or deviation to scope of work involving additional costs must be agreed upon in writing as a separate proposal or change order to this proposal. Periodic invoices may be submitted if job is substantial in nature with final invoice being submitted at completion of project. No finance charge will be imposed if the total of said work is paid in full within 30 days of invoice date. If not paid in full within 30 days, then customer is subject to finance charges on the balance of the work from the invoice date at a rate of 1.5% per month until paid. LMP shall have the right to stop work under this contract until all outstanding amounts including finance charges are paid in full. Payments will be applied to the oldest invoices.

ACCEPTANCE OF PROPOSAL: The above prices, scope of work and terms and conditions are hereby satisfactorily agreed upon. LMP, Inc. has been authorized to perform the work as outlined and payment will be made as outlined above. The above pricing does not include any unforeseen modifications to the said irrigation system that could not be reasonably accounted for prior to job start. All plant material carries a one (1) year warranty provided LMP, Inc. is performing landscape maintenance services to the area installed or enhanced at the time of installation. If not, then there is no warranty on the plant material. LMP cannot warranty against Acts of God, including cold weather events & natural disasters. Also, no warranty will be provided on any material that has been transplanted from another part of the property.

OWNER / AGENT

DATE _____



PO Box 267
Seffner, FL 33583
O: 813-757-6500
F: 813-757-6501

Estimate

Submitted To:
Parkway Center CDD c/oInframark 210 N University Dr #702 Coral Springs, FL 33071

Date	7/11/2023
Estimate #	84555
LMP REPRESENTATIVE	
TN-TI	
PO #	
Work Order #	

Controller F upgrades

DESCRIPTION	QTY	COST	TOTAL
PROS06 Hunter 6 inch spray head	11	13.25	145.75
PGP12CV Hunter 12 inch PGP rotor	4	46.25	185.00
spray nozzle	11	1.90	20.90
1/2 inch male adapter	6	0.77	4.62
1/2 inch female adapter	6	0.77	4.62
1 x 1 x 1/2 inch reducing tee	6	1.90	11.40
1/2 inch tee	5	0.84	4.20
1/2 inch elbow S x FIPT	11	0.84	9.24
1/2 inch x close poly nipple	11	0.66	7.26
1 x 3/4 inch reducer bushing	5	1.29	6.45
3/4 x 1/2 inch reducer bushing	5	0.70	3.50
1/2 inch flex pipe	20	1.15	23.00
1 inch sch 40 pvc pipe	30	1.59	47.70
1/2 inch sch 40 pvc pipe	60	0.89	53.40
1 inch elbow	4	1.35	5.40
Labor: 2 men @ \$ 130.00 per hour	6	130.00	780.00
Triangle islands and open area by pond and fence: Add 3 spray heads along sidewalk by pond. Add 8 spray heads in open area by fence - existing 1 inch stub up. Change 4 - 4 inch rotors to 12 inch rotors and install 6 riser extensions on triangle island.			

TERMS AND CONDITIONS:

TOTAL	\$1,312.44
--------------	-------------------

LMP reserves the right to withdraw this proposal if not accepted within 21 days of the date listed above. Any alteration or deviation to scope of work involving additional costs must be agreed upon in writing as a separate proposal or change order to this proposal. Periodic invoices may be submitted if job is substantial in nature with final invoice being submitted at completion of project. No finance charge will be imposed if the total of said work is paid in full within 30 days of invoice date. If not paid in full within 30 days, then customer is subject to finance charges on the balance of the work from the invoice date at a rate of 1.5% per month until paid. LMP shall have the right to stop work under this contract until all outstanding amounts including finance charges are paid in full. Payments will be applied to the oldest invoices.

ACCEPTANCE OF PROPOSAL: The above prices, scope of work and terms and conditions are hereby satisfactorily agreed upon. LMP, Inc. has been authorized to perform the work as outlined and payment will be made as outlined above. The above pricing does not include any unforeseen modifications to the said irrigation system that could not be reasonably accounted for prior to job start. All plant material carries a one (1) year warranty provided LMP, Inc. is performing landscape maintenance services to the area installed or enhanced at the time of installation. If not, then there is no warranty on the plant material. LMP cannot warranty against Acts of God, including cold weather events & natural disasters. Also, no warranty will be provided on any material that has been transplanted from another part of the property.

OWNER / AGENT

DATE

Estimate

Submitted To:
Parkway Center CDD c/oInframark 210 N University Dr #702 Coral Springs, FL 33071

Date	7/11/2023
Estimate #	84554
LMP REPRESENTATIVE	
TN-TI	
PO #	
Work Order #	

Controller I upgrades.

DESCRIPTION	QTY	COST	TOTAL
PGP04 Hunter PGP rotor	10	24.50	245.00
PROS06 Hunter 6 inch spray head	10	13.25	132.50
spray nozzle	10	1.90	19.00
1/2 inch elbow S x FIPT	20	0.84	16.80
1/2 inch tee	12	0.84	10.08
1 x 1 x 1/2 inch reducing tee	8	1.90	15.20
1/2 x 3/4 inch poly nipple	10	0.71	7.10
1/2 inch x close poly nipple	10	0.66	6.60
1 1/4 inch elbow	4	2.40	9.60
1 1/2 inch tee	1	2.81	2.81
1 1/4 inch sch 40 pvc pipe	200	2.51	502.00
1 inch sch 40 pvc pipe	100	1.59	159.00
1/2 inch sch 40 pvc pipe	200	0.89	178.00
1 1/4 x 1 inch reducer bushing	2	1.73	3.46
1 x 3/4 inch reduceer bushing	4	1.29	5.16
3/4 x 1/2 inch reducer bushing	6	0.70	4.20
1/2 inch flex pipe	30	1.15	34.50
1 1/2 inch Rainbird scrubber valve	1	219.73	219.73
ICD100 Hunter 1 station decoder	1	190.00	190.00
14 x 19 x 12 inch valve box	1	49.00	49.00
Pro-Trade wire connector blue	2	1.20	2.40
1 1/2 inch male adapter	2	1.98	3.96
Labor: 2 men @ \$ 130.00 per hour	16	130.00	2,080.00

TERMS AND CONDITIONS:

TOTAL	
--------------	--

LMP reserves the right to withdraw this proposal if not accepted within 21 days of the date listed above. Any alteration or deviation to scope of work involving additional costs must be agreed upon in writing as a separate proposal or change order to this proposal. Periodic invoices may be submitted if job is substantial in nature with final invoice being submitted at completion of project. No finance charge will be imposed if the total of said work is paid in full within 30 days of invoice date. If not paid in full within 30 days, then customer is subject to finance charges on the balance of the work from the invoice date at a rate of 1.5% per month until paid. LMP shall have the right to stop work under this contract until all outstanding amounts including finance charges are paid in full. Payments will be applied to the oldest invoices.

ACCEPTANCE OF PROPOSAL: The above prices, scope of work and terms and conditions are hereby satisfactorily agreed upon. LMP, Inc. has been authorized to perform the work as outlined and payment will be made as outlined above. The above pricing does not include any unforeseen modifications to the said irrigation system that could not be reasonably accounted for prior to job start. All plant material carries a one (1) year warranty provided LMP, Inc. is performing landscape maintenance services to the area installed or enhanced at the time of installation. If not, then there is no warranty on the plant material. LMP cannot warranty against Acts of God, including cold weather events & natural disasters. Also, no warranty will be provided on any material that has been transplanted from another part of the property.

OWNER / AGENT

DATE



PO Box 267
Seffner, FL 33583
O: 813-757-6500
F: 813-757-6501

Estimate

Submitted To:

Parkway Center CDD
c/oInframark
210 N University Dr #702
Coral Springs, FL 33071

Date	7/11/2023
Estimate #	84554
LMP REPRESENTATIVE	
TN-TI	
PO #	
Work Order #	

Controller I upgrades.

DESCRIPTION	QTY	COST	TOTAL
Zones 2, 4, 7 and 23: Add new zone of rotors at north side of round-a-bout on Blue Beach. Sleeve under 4 sidewalks to add 10 spray heads for small turf areas at Willow Beach and Blue Beach.			

TERMS AND CONDITIONS:

TOTAL	\$3,896.10
--------------	-------------------

LMP reserves the right to withdraw this proposal if not accepted within 21 days of the date listed above. Any alteration or deviation to scope of work involving additional costs must be agreed upon in writing as a separate proposal or change order to this proposal. Periodic invoices may be submitted if job is substantial in nature with final invoice being submitted at completion of project. No finance charge will be imposed if the total of said work is paid in full within 30 days of invoice date. If not paid in full within 30 days, then customer is subject to finance charges on the balance of the work from the invoice date at a rate of 1.5% per month until paid. LMP shall have the right to stop work under this contract until all outstanding amounts including finance charges are paid in full. Payments will be applied to the oldest invoices.

ACCEPTANCE OF PROPOSAL: The above prices, scope of work and terms and conditions are hereby satisfactorily agreed upon. LMP, Inc. has been authorized to perform the work as outlined and payment will be made as outlined above. The above pricing does not include any unforeseen modifications to the said irrigation system that could not be reasonably accounted for prior to job start. All plant material carries a one (1) year warranty provided LMP, Inc. is performing landscape maintenance services to the area installed or enhanced at the time of installation. If not, then there is no warranty on the plant material. LMP cannot warranty against Acts of God, including cold weather events & natural disasters. Also, no warranty will be provided on any material that has been transplanted from another part of the property.

OWNER / AGENT

DATE

PARKWAY CENTER COMMUNITY DEVELOPMENT DISTRICT

June 7th of 2023, Minutes of the Continued Regular Meeting

MINUTES OF THE CONTINUED REGULAR MEETING

The Continued Regular Meeting of the Board of Supervisors for Parkway Center Community Development District was held on **Wednesday, June 7th of 2023, at 6:30 p.m.** at **The Parkway Center Clubhouse located at 7461 S. Falkenburg Rd., Riverview, FL 33578.**

1. CALL TO ORDER/ROLL CALL

Gene Roberts called the Continued Regular Meeting of the Board of Supervisors of the Parkway Center Community Development District to order on **Wednesday June 7th of 2023, at 6:30 p.m.**

Board Members Present and Constituting a Quorum:

Koko Miller	Chair	
JoAnn Ward	Vice-Chair	(via audio/video communication)
Linda Bell	Supervisor	
Tanya O'Connor	Supervisor	(via audio/video communication)
Charlotte Hazelwood	Supervisor	

Staff Members Present:

Gene Roberts	District Manager, Inframark
Dale Wentzel	Amenity Manager

There was one (1) resident audience member in attendance.

2. PUBLIC COMMENT ON AGENDA ITEMS

There were no audience questions on agenda.

3. BUSINESS ITEMS

A. Consideration of Resolution 2023-04; Approving FY 2024 Proposed Budget and Setting Public Hearing.

The Board discussed the proposed Budget line by line items and requested the following changes.

- Remove \$7,000 from miscellaneous reserve contingency and add to Non-Ad Valorum taxes.
- Remove \$30,000 from miscellaneous reserve contingency and add to a new line item as Capital Improvements.

UNAPPROVED

MOTION TO: Approve Resolution 2023-04 with corrections on the
Budget miscellaneous reserve line item.
MADE BY: Supervisor Ward
SECONDED BY: Supervisor Bell
DISCUSSION: None Further
RESULT: Called to Vote: Motion PASSED
5/0 – Motion passed Unanimously.

B. BOARD OF SUPERVISORS REQUESTS AND COMMENTS

The Supervisors requested to set up a separate bank account for the reserve fund and add to next month's agenda the zoom meeting recordings.

C. ADJOURNMENT

MOTION TO: Adjourn the Continued Regular meeting at 6:30 P.M.
MADE BY: Supervisor Miller
SECONDED BY: Supervisor Hazelwood
DISCUSSION: None further
RESULT: Called to Vote: Motion PASSED
5/0 – Motion passed unanimously.

**Please note the entire meeting is available on disc*

**These minutes were done in summary format.*

**Each person who decides to appeal any decision made by the Board with respect to any matter considered at the meeting is advised that person may need to ensure that a verbatim record of the proceedings is made, including the testimony and evidence upon which such appeal is to be based.*

Meeting minutes were approved at a meeting by vote of the Board of Supervisors at a publicly noticed meeting held on _____.

Signature

Signature

Printed Name

Printed Name

Title:
☐ **Chairman**
☐ **Vice Chairman**

Title:
☐ **Secretary**
☐ **Assistant Secretary**

PARKWAY CENTER COMMUNITY DEVELOPMENT DISTRICT

June 28th of 2023, Minutes of the Regular Meeting

MINUTES OF THE REGULAR MEETING

The Regular Meeting of the Board of Supervisors for Parkway Center Community Development District was held on **Wednesday, June 28th of 2023 at 6:30 p.m.** at **The Parkway Center Clubhouse located at 7461 S. Falkenburg Rd., Riverview, FL 33578.**

1. CALL TO ORDER/ROLL CALL

Gene Roberts called the Regular Meeting of the Board of Supervisors of the Parkway Center Community Development District to order on **Wednesday, June 28th of 2023, at 6:30 p.m.**

Board Members Present and Constituting a Quorum:

Koko Miller	Chair
JoAnn Ward	Vice-Chair
Tanya O'Connor	Supervisor
Charlotte Hazelwood	Supervisor

Staff Members Present:

Gene Roberts	District Manager, Inframark
Dale Wentzel	Amenity Manager

There were five (5) resident audience member in attendance.

2. PUBLIC COMMENT

There were no resident comments regarding the agenda.

3. VENDOR/STAFF REPORTS

i. District Counsel

ii. District Engineer

There were no reports on behalf of the District Counsel and Engineer.

4. BUSINESS ITEMS

A. Discussion on Planting Proposal

The Board reviewed the proposal from Aquatic Weed Control to plant the shoreline of pond 1.

MOTION TO: Approve the proposal from Aquatic Weed Control to plant the shoreline of Pond 1.
MADE BY: Supervisor O'Connor
SECONDED BY: Supervisor Miller
DISCUSSION: None Further
RESULT: Called to Vote: Motion PASSED
4/0 – Motion passed Unanimously.

B. Discussion on Zoom Recordings

The Board tabled the discussion until next month.

C. Consideration of Resolution 2023-05 Authorizing Organization Attestation Form Credit Card and Spending Limits

Mr. Roberts presented the resolution that would provide a credit card to the onsite staff with a \$250 limit per purchase and \$1,000 limit per month.

MOTION TO: Approve Resolution 2023-05 as stated.
MADE BY: Supervisor Ward
SECONDED BY: Supervisor O'Connor
DISCUSSION: None further
RESULT: Called to Vote: Motion PASSED
4/0 – Motion passed unanimously.

D. General Matters of the District

There were no additional general matters of the District.

5. CONSENT AGENDA

A. Consideration of Board of Supervisors Regular Meeting Minutes of the May 24, 2023

The Board reviewed and motioned to approve the Regular Meeting Minutes from May 24, 2023.

MOTION TO: Approve the Regular Meeting Minutes from May 24, 2023.
MADE BY: Supervisor Ward
SECONDED BY: Supervisor O'Connor
DISCUSSION: None further
RESULT: Called to Vote: Motion PASSED
4/0 – Motion passed unanimously.

B. Consideration of Operations and Maintenance Expenditures May 2023

The Board reviewed and motioned to approve the Operations and Maintenance Expenditures for May 2023.

MOTION TO: Approve the Operations and Maintenance Expenditures for May 2023.
MADE BY: Supervisor Ward
SECONDED BY: Supervisor O'Connor
DISCUSSION: None further
RESULT: Called to Vote: Motion PASSED
4/0 – Motion passed unanimously.

C. Review of Financial Statements Month Ending May 31, 2023

The Board reviewed the Financial Statements for month ending May 31st, 2023, and had no further questions.

6. STAFF REPORTS

A. District Manager

i. Community Inspection Report

The community inspection report was reviewed by the Board.

Supervisor Ward commented that there are several dead pine trees that need to be removed and the palm trees in the Sanctuary are looking stressed, staff will have LMP check the irrigation in the Sanctuary.

7. BOARD OF SUPERVISORS REQUESTS AND COMMENTS

Supervisor Miller stated that when the amenity center was built the contractor had to put a 90-degree angle in the sewer pipe, so they extended the warranty to three years. Also, the lift station at the clubhouse should be inspected quarterly. The Board requested the staff to get a proposal for a reserve study.

Unapproved

Audience Comments

A resident complained that non-residents are using the pool, smoking, and using foul language. As a resolution, the onsite staff will be more vigilant in patrolling the pool area.

8. ADJOURNMENT

MOTION TO:	Adjourn the Regular Meeting.
MADE BY:	Supervisor O'Connor
SECONDED BY:	Supervisor Ward
DISCUSSION:	None further
RESULT:	Called to Vote: Motion PASSED
	4/0 – Motion passed unanimously.

**Please note the entire meeting is available on disc*

**These minutes were done in summary format.*

**Each person who decides to appeal any decision made by the Board with respect to any matter considered at the meeting is advised that person may need to ensure that a verbatim record of the proceedings is made, including the testimony and evidence upon which such appeal is to be based.*

Meeting minutes were approved at a meeting by vote of the Board of Supervisors at a publicly noticed meeting held on June 28th. 2023.

Signature

Signature

Printed Name

Printed Name

Title:
☐ **Chairman**
☐ **Vice Chairman**

Title:
☐ **Secretary**
☐ **Assistant Secretary**

PARKWAY CENTER CDD
Summary of Operations and Maintenance Invoices

Vendor	Invoice/Account Number	Amount	Vendor Total	Comments/Description
Monthly Contract				
BLUE LIFE POOL SERVICE LLC	11827	\$1,600.00		POOL CLEANING MARCH 2023
BLUE LIFE POOL SERVICE LLC	11828	\$1,600.00		POOL CLEANING APRIL 2023
BLUE LIFE POOL SERVICE LLC	11829	\$1,660.00		POOL CLEANING MAY 2023
BLUE LIFE POOL SERVICE LLC	11830	\$1,600.00	\$6,460.00	POOL CLEANING JUNE 2023
CHARTER COMMUNICATIONS	1423 041423 ACH	\$285.76		INTERNET SERVICE - 04/14/23-05/13/23
CHARTER COMMUNICATIONS	1423 051423 ACH	\$285.76		INTERNET SERVICE - 05/14/23-06/13/23
CHARTER COMMUNICATIONS	1423 061423 ACH	\$285.76	\$857.28	INTERNET SERVICE - 06/14/23-07/13/23
DON HARRISON ENTERPRISES LLC	3016	\$1,088.50		ROUTINE MAINT. JUNE 2023
FIRST CHOICE AQUATIC WEED	84640	\$2,276.00		WATERWAY SERVICE - 16 WATERWAYS JUNE 2023
FIRST CHOICE AQUATIC WEED	84862	\$1,846.00	\$4,122.00	WATERWAY SERVICE - 16 WATERWAYS JULY 2023
INFRAMARK LLC	96848	\$8,114.61		DISTRICT INVOICE JUNE 2023
REPUBLIC SERVICES #696	5334 061723 ACH	\$191.81		WASTE SERVICE - JULY 2023
Monthly Contract Subtotal		\$20,834.20		
Variable Contract				
CHARLOTTE HAZLEWOOD	CH 060723	\$200.00		SUPERVISOR FEE 06/07/23
JO ANN WARD	JW 060723	\$200.00		SUPERVISOR FEE 06/07/23
KOKO L. MILLER	KM 060723	\$200.00		SUPERVISOR FEE 06/07/23
LINDA W. BELL	LB 060723	\$200.00		SUPERVISOR FEE 06/07/23
TANYA OCONNOR	TO 060723	\$200.00		SUPERVISOR FEE 06/07/23
US BANK	6962019	\$4,770.63		TRUSTEE FEES
Variable Contract Subtotal		\$5,770.63		
Utilities				
B.O.C.C.	2368 041823 ACH	\$2,425.25		WATER SERVICE 03/17/23-04/17/23
B.O.C.C.	2368 051823 ACH	\$2,573.56	\$4,998.81	WATER SERVICE 04/17/23-05/17/23
TECO	00609-060723	\$610.16		ELECTRICITY SERVICES 05/03/23-06/01/23
TECO	0146 060723 ACH	\$820.50		ELECTRICITY SERVICES 05/03/23-06/01/23
TECO	0319 060623 ACH	\$9,893.59		BULK BILLING - ELECTRICITY SERVICES 04/01/22-05/22/23
TECO	0369 060723 ACH	\$647.78		ELECTRICITY SERVICES 05/03/23-06/01/23
TECO	1963 060723 ACH	\$308.58		ELECTRICITY SERVICES 05/03/23-06/01/23
TECO	5560 060723 ACH	\$1,236.57	\$13,517.18	ELECTRICITY SERVICES 05/03/23-06/01/23
Utilities Subtotal		\$18,515.99		

PARKWAY CENTER CDD
Summary of Operations and Maintenance Invoices

Vendor	Invoice/Account Number	Amount	Vendor Total	Comments/Description
Regular Services				
ALL A/C AND REFRIGERATION LLC	358	\$200.00		A/C MAINT. - FILTERS / COILS / DRAINS
AMERIGAS	805707434	\$81.54		PROPANE
BURR & FORMAN LLP	1395988	\$1,560.00		PROFESSIONAL SERVICE - THRU 05/31/23
DOORKING INC.	2042012	\$32.95		CELL SUBSCRIPTION
ECO PEST SOLUTIONS	12281	\$150.00		PEST CONTROL - COMMERCIAL JUNE 2023
FIELDS CONSULTING GROUP, LLC	3097	\$425.00		PRINTING/INSTALL SIGNS
NAVITAS CREDIT CORP	2792 050423 ACH	\$319.46		FITNESS EQUIPMENT - MAY
NAVITAS CREDIT CORP	2792 062523 ACH	\$319.46		FITNESS EQUIPMENT - JUNE
NAVITAS CREDIT CORP	9292 060423 ACH	\$804.78	\$1,443.70	FITNESS EQUIPMENT "A"
PARKWAY CENTER CDD	06062023-1	\$587.71		SERIES 2008 FY23 TAX DIST IS 624
PARKWAY CENTER CDD	06062023-2	\$1,298.52		SERIES 2018-1 FY23 TAX DIST ID 624
PARKWAY CENTER CDD	06062023-3	\$983.97		SERIES 2018-2 AMENITY FY23 TAX DIST ID 624
PARKWAY CENTER CDD	06162023-1	\$1,503.61		SERIES 2008 FY23 TAX DIST ID 626 TAX CERT SALE
PARKWAY CENTER CDD	06162023-2	\$3,322.16		SERIES 2018-1 FY23 TAX DIST ID 626 TAX CERT SALE
PARKWAY CENTER CDD	06162023-3	\$2,517.42	\$10,213.39	SERIES 2018-2 AMENITY FY23 TAX DIST ID 626
SPEAREM ENTERPRISES	5768	\$200.00		SANTUARY - SECURITY GATE
SPEAREM ENTERPRISES	5793	\$1,200.00	\$1,400.00	LABOR - CLUBHOUSE SERVICES 05/26/23-06/16/23
STANTEC CONSULTING	2090978	\$2,405.00		GENERAL CONSULTING - PROFESSIONAL SERVICES THRU - 05/26/23
STANTEC CONSULTING	2091688	\$1,385.00	\$3,790.00	QUARTERLY VEGETATION CONTROL
Regular Services Subtotal		\$19,296.58		
Additional Services				
FIRST CHOICE AQUATIC WEED	84813	\$1,580.00		SUPPLY/INSTALL SPIKERUSH
HAWKINS SERVICE CO.	228669	\$1,065.00		REPLACE GAS VALVE / IGNITER
SITE MASTERS OF FLORIDA, LLC	062423-1	\$500.00		BUSH HOG / MOWING
Additional Services Subtotal		\$3,145.00		
TOTAL		\$67,562.40		

Approved (with any necessary revisions noted):

PARKWAY CENTER CDD Summary of Operations and Maintenance Invoices
--

Vendor	Invoice/Account Number	Amount	Vendor Total	Comments/Description

Signature:

Title (Check one):

☐ Chariman ☐ Vice Chariman ☐ Assistant Secretary

BLUE LIFE POOL SERVICE
 5108 SWALLOW DR
 LAND O LAKES, FL 34639 US
 +1 8135975009
 bluelifepools@gmail.com
 www.bluelifepoolsfl.com

Invoice



BILL TO
PARKWAY CENTER CDD 7461 S FALKENBURG RD RIVERVIEW, FL 33578

SHIP TO
PARKWAY CENTER CDD 7461 S FALKENBURG RD RIVERVIEW, FL 33578

INVOICE #	DATE	TOTAL DUE	DUE DATE	TERMS	ENCLOSED
11827	03/01/2023	\$1,600.00	03/31/2023	Net 30	

DATE		DESCRIPTION	QTY	RATE	AMOUNT
	CLEANING	REGULAR POOL SERVICE MARCH	1	1,600.00	1,600.00

BALANCE DUE

\$1,600.00

BLUE LIFE POOL SERVICE
 5108 SWALLOW DR
 LAND O LAKES, FL 34639 US
 +1 8135975009
 bluelifepools@gmail.com
 www.bluelifepoolsfl.com

Invoice



BILL TO

PARKWAY CENTER CDD
 7461 S FALKENBURG RD
 RIVERVIEW, FL 33578

SHIP TO

PARKWAY CENTER CDD
 7461 S FALKENBURG RD
 RIVERVIEW, FL 33578

INVOICE #	DATE	TOTAL DUE	DUE DATE	TERMS	ENCLOSED
11828	04/01/2023	\$1,600.00	05/01/2023	Net 30	

DATE		DESCRIPTION	QTY	RATE	AMOUNT
	CLEANING	REGULAR POOL SERVICE APRIL	1	1,600.00	1,600.00

BALANCE DUE

\$1,600.00

BLUE LIFE POOL SERVICE
 5108 SWALLOW DR
 LAND O LAKES, FL 34639 US
 +1 8135975009
 bluelifepools@gmail.com
 www.bluelifepoolsfl.com

Invoice



BILL TO

PARKWAY CENTER CDD
 7461 S FALKENBURG RD
 RIVERVIEW, FL 33578

SHIP TO

PARKWAY CENTER CDD
 7461 S FALKENBURG RD
 RIVERVIEW, FL 33578

INVOICE #	DATE	TOTAL DUE	DUE DATE	TERMS	ENCLOSED
11829	05/01/2023	\$1,660.00	05/31/2023	Net 30	

DATE		DESCRIPTION	QTY	RATE	AMOUNT
	CLEANING	REGULAR POOL SERVICE MAY	1	1,600.00	1,600.00
	CYA	CYA FEE 3 TIMES A YEAR ONLY	1	60.00	60.00

BALANCE DUE

\$1,660.00

BLUE LIFE POOL SERVICE
 5108 SWALLOW DR
 LAND O LAKES, FL 34639 US
 +1 8135975009
 bluelifepools@gmail.com
 www.bluelifepoolsfl.com

Invoice



BILL TO
PARKWAY CENTER CDD 7461 S FALKENBURG RD RIVERVIEW, FL 33578

SHIP TO
PARKWAY CENTER CDD 7461 S FALKENBURG RD RIVERVIEW, FL 33578

INVOICE #	DATE	TOTAL DUE	DUE DATE	TERMS	ENCLOSED
11830	06/01/2023	\$1,600.00	07/01/2023	Net 30	

DATE		DESCRIPTION	QTY	RATE	AMOUNT
	CLEANING	REGULAR POOL SERVICE JUN	1	1,600.00	1,600.00

BALANCE DUE

\$1,600.00

April 14, 2023
 Invoice Number: 0139900041423
 Account Number: **8338 12 028 0139900**
 Security Code: **5433**
 Service At: 7461 S FALKENBURG RD
 RIVERVIEW FL 33578-8652

Auto Pay Notice

Contact Us

Visit us at SpectrumBusiness.net
 Or, call us at 1-866-519-1263

Summary

*Service from 04/14/23 through 05/13/23
 details on following pages*

Previous Balance	285.76
Payments Received -Thank You!	-285.76
Remaining Balance	\$0.00
Spectrum Business™ TV	96.96
Spectrum Business™ Internet	132.97
Spectrum Business™ Voice	19.99
Other Charges	22.20
Taxes, Fees and Charges	13.64
Current Charges	\$285.76
YOUR AUTO PAY WILL BE PROCESSED 05/01/23	
Total Due by Auto Pay	\$285.76

NOTE. Taxes, Fees and Charges listed in the Summary only apply to Spectrum Business TV and Spectrum Business Internet and are detailed on the following page. Taxes, Fees and Charges for Spectrum Business Voice are detailed in the Billing Information section.

IMPORTANT NOTICE ABOUT YOUR ACCOUNT: Effective 5/4/2023, updates will be made to our billing system. As a result of this update, you will receive a new account number which can be found in the upper left corner of your monthly billing statement.

As a Spectrum Business customer, your account number enables you to pay online, view recent activity, sign up for paperless billing, and much more. If you are an existing user, your login credentials remain the same, and no action is required on your part.

If you are not an existing user, you may go to www.SpectrumBusiness.net/ and create a username.

When you receive your new account number, please keep it accessible for future reference. If you have automatic bill payment set up or online banking, don't forget to update this information with your financial institution to ensure payment processing.

For more information, visit www.spectrumbusiness.net/support/category/my-account or call 1-800-314-7195.

Thank you for choosing Spectrum Business.

We appreciate your prompt payment and value you as a customer.

Auto Pay. Thank you for signing up for auto pay. Please note your payment may be drafted and posted to your Spectrum Business account the day after your transaction is scheduled to be processed by your bank.



4145 S. FALKENBURG RD RIVERVIEW FL 33578-8652
 8338 1200 NO RP 14 04152023 NNNNNNNN 01 999008

PARKWAY CENTER CBD
 2005 PAN AM CIR STE 300
 TAMPA FL 33607-6008

April 14, 2023

PARKWAY CENTER CBD

Invoice Number: 0139900041423
 Account Number: 8338 12 028 0139900
 Service At: 7461 S FALKENBURG RD
 RIVERVIEW FL 33578-8652

Total Due by Auto Pay

\$285.76

CHARTER COMMUNICATIONS
 PO BOX 7186
 PASADENA CA 91109-7186

Invoice Number: 0139900041423
 Account Number: 8338 12 028 0139900
 Security Code: 5433

PARKWAY CENTER CBD

Contact Us

Visit us at SpectrumBusiness.net
 Or, call us at 1-866-519-1263

8338 1200 NO RP 14 04152023 NNNNNNNN 01 999008

Charge Details

Previous Balance		285.76
EFT Payment	03/31	-285.76
Remaining Balance		\$0.00

Payments received after 04/14/23 will appear on your next bill.

Service from 04/14/23 through 05/13/23

Spectrum Business™ TV

Spectrum Business Premier		79.99
Promotional Discount		-25.00
Spectrum Receivers	2 Receivers at 10.99 each	21.98
DVR Service		19.99
		\$96.96

Spectrum Business™ TV Total \$96.96

Spectrum Business™ Internet

Spectrum WiFi		0.00
Security Suite		0.00
Domain Name		0.00
Vanity Email		0.00
Static IP 5		29.99
Spectrum Business Internet Ultra		199.99
Promotional Discount		-105.00
Business WiFi		7.99
		\$132.97

Spectrum Business™ Internet Total \$132.97

Spectrum Business™ Voice

Phone number (813) 570-8126		
Spectrum Business Voice		49.99
Promotional Discount		-30.00
		\$19.99

Spectrum Business™ Voice Continued

For additional call details,
 please visit SpectrumBusiness.net

Spectrum Business™ Voice Total \$19.99

Other Charges

Broadcast TV Surcharge	22.20
Other Charges Total	\$22.20

Taxes, Fees and Charges

State and Local Sales Tax	1.50
Communications Services Tax	12.14
Taxes, Fees and Charges Total	\$13.64

Current Charges \$285.76

Total Due by Auto Pay \$285.76

Messages continued from page 1

IMPORTANT PROGRAMMING NOTICE: We regularly review the accuracy of the TV packages we offer our customers. During a routine review, we discovered TV networks being authorized incorrectly on your current TV package. Effective on or after June 12, 2023 this will be corrected. To view your complete channel lineup, visit Spectrum.com/business/channel-lineup. We don't want you to miss your favorite networks, shows and movies. We offer great packages at great prices – call **1-866-357-6594** and we will work with you to find the TV package that best fits your needs.

NEW! Get a second mobile unlimited line **FREE** when you buy one mobile unlimited line! Call **1-833-539-1794** to learn how.

Billing Information

Continued on the next page....

Local Spectrum Store: 12970 S US Hwy 301, Suite 105, Riverview FL 33579 Store Hours: Mon thru Sat - 10:00am to 8:00pm; Sun - 12:00pm to 5:00pm

Local Spectrum Store: 872 Brandon Town Center Mall, Brandon FL 33511 Store Hours: Mon thru Sat - 10:00am to 8:00pm and Sun - 12:00pm to 5:00pm



Invoice Number: 0139900041423
Account Number: 8338 12 028 0139900
Security Code: **5433**

PARKWAY CENTER CBD**Contact Us**Visit us at SpectrumBusiness.net

Or, call us at 1-866-519-1263

8338 1200 NO RP 14 04152023 NNNNNNNN 01 999008

Tax and Fees - This statement reflects the current taxes and fees for your area (including sales, excise, user taxes, etc.). These taxes and fees may change without notice. Visit spectrum.net/taxesandfees for more information.

Spectrum Terms and Conditions of Service - In accordance with the Spectrum Business Services Agreement, Spectrum services are billed on a monthly basis. Spectrum does not provide credits for monthly subscription services that are cancelled prior to the end of the current billing month.

Terms & Conditions - Spectrum's detailed standard terms and conditions for service are located at spectrum.com/policies.

Notice - Nonpayment of any portion of your cable television, high-speed data, and/or Digital Phone service could result in disconnection of any of your Spectrum provided services.

Authorization to Convert your Check to an Electronic Funds

Transfer Debit - If your check is returned, you expressly authorize your bank account to be electronically debited for the amount of the check plus any applicable fees. The use of a check for payment is your acknowledgment and acceptance of this policy and its terms and conditions.

The following taxes, fees and surcharges are included in the price of the applicable service - . FEES AND CHARGES: E911 Fee \$0.40, Federal USF \$1.00, Florida CST \$2.10, Sales Tax \$0.02, TRS Surcharge \$0.10.

Billing Practices - Spectrum Business mails monthly, itemized invoices for all monthly services in advance. A full payment is required on or before the due date indicated on this invoice. Payments made after the indicated due date may result in a late payment processing charge. Failure to pay could result in the disconnection of all your Spectrum Business service(s). Disconnection of Business Voice service may also result in the loss of your phone number.

Changing Business Locations - Please contact Spectrum Business before moving your Business Voice modem to a new address. To establish service at your new location or return equipment, please contact your Spectrum Business Account Executive at least twenty one (21) business days prior to your move.

Spectrum Receiver \$10.99 - Charges include \$9.99 for Receiver Rental and \$1.00 for Secure Connection.

Past Due Fee / Late Fee Reminder - A late fee will be assessed for past due charges for service.

Complaint Procedures: If you disagree with your charges, you need to register a complaint no later than 60 days after the due date on your bill statement.

Spectrum Voice Provider - Spectrum Advanced Services, LLC

Video Closed Captioning Inquiries - Spectrum provided set-top boxes for video consumption support the ability for the user to enable or disable Closed Captions for customers with hearing impairment.

For immediate closed captioning concerns, call 1-855-707-7328 or email closedcaptioningsupport@charter.com.

To report a complaint on an ongoing closed captioning issue, please send your concerns via US Mail to W. Wesselman, Sr. Director, 2 Digital Place, Simpsonville, SC 29681, send a fax to 1-704-697-4935, call 1-877-276-7432 or email closedcaptioningissues@charter.com.



Account Number:
Security Code:

PARKWAY CENTER CBD
8338 12 028 0139900
5433

**Contact Us**Visit us at SpectrumBusiness.net

Or, call us at 1-866-519-1263

8338 1200 NO RP 14 04152023 NNNNNNNN 01 999008

**EXCLUSIVE NEW OFFER****SPECTRUM MOBILE
UNLIMITED DATA PLAN**

\$29⁹⁹
per mo. per
line with
Internet



**Get a second
MOBILE UNLIMITED LINE FREE**

for 1 Year when you buy one mobile line[^]

Get the best value for your small business.

- ☒ Nationwide 5G[®] coverage
- ☒ Unlimited data, talk, and text
- ☒ No contracts
- ☒ Taxes and fees included



CALL 1-855-722-9106

VISIT spectrum.com/business

Limited-time offer; subject to change. Qualified Spectrum Business customers only. Must not have subscribed to applicable services w/ in the last 30 days & have no outstanding obligation to Charter. Devices excluded from offer.
[^]Free Unlimited line reflected with up to 12 months credit on bill statement; standard rates apply after promo period. Requires purchase of new Mobile Unlimited line; limited to one free Unlimited line per account; standard Mobile rates apply if purchased Unlimited line cancelled or downgraded. Free Unlimited line must be ordered at same time as purchased line, and cannot be applied to existing lines on customer account. Offer cannot be combined with other mobile service promotions. SPECTRUM MOBILE: Per line activation fee, Spectrum Business Internet and Auto Pay required. Other restrictions apply. Visit spectrum.com/mobile/plans for details. UNLIMITED: Smartwatch does not qualify as a line. Reduced speeds after 20 GB of usage per line. =To access 5G, 5G compatible phone and 5G service required. Not all 5G capable phones compatible with all 5G service. Speeds may vary. Services subject to all applicable service terms & conditions, which are subject to change. Services & promo. offers not avail. in all areas. Standard pricing applies after promo. period. Installation & other equipment, taxes & fees may apply. Restrictions apply. Call for details. To stop receiving direct mail offers from Spectrum Business, please visit Business.Spectrum.com/optout. ©2023 Charter Communications, Inc.

BAP-M2303
SA2NF00S

May 14, 2023
 Invoice Number: 2463929051423
 Account Number: **8337 12 028 2463929**
 Security Code: **5433**
 Service At: 7461 S FALKENBURG RD
 RIVERVIEW FL 33578-8652

Auto Pay Notice

Contact Us

Visit us at SpectrumBusiness.net
 Or, call us at 1-866-519-1263

NEWS AND INFORMATION

NOTE. Taxes, Fees and Charges listed in the Summary only apply to Spectrum Business TV and Spectrum Business Internet and are detailed on the following page. Taxes, Fees and Charges for Spectrum Business Voice are detailed in the Billing Information section.

IMPORTANT NOTICE ABOUT YOUR ACCOUNT: Effective 05/04/2023, updates were made to our billing system. As a result of this update, you have received a new account number which can be found in the upper left corner of your monthly billing statement.

As a Spectrum Business customer, your account number enables you to pay online, view recent activity, sign up for paperless billing, and much more. If you are an existing user, your login credentials remain the same, and no action is required on your part.

If you are not an existing user, you may go to www.SpectrumBusiness.net/ and create a username.

Please keep your new account number accessible for future reference. If you have automatic bill payment set up or online banking, don't forget to update this information with your financial institution to ensure payment processing.

For more information, visit www.SpectrumBusiness.net/support/category/my-account or call **1-800-314-7195**.

NEW! Save big on mobile when you buy one mobile unlimited mobile line and get a second line free for a year! Call **1-855-670-6767** to get started.



Previous Balance	285.76
Payments Received -Thank You!	-285.76
Remaining Balance	\$0.00
Spectrum Business™ TV	96.96
Spectrum Business™ Internet	132.97
Spectrum Business™ Voice	19.99
Other Charges	22.20
Taxes, Fees and Charges	13.64
Current Charges	\$285.76
YOUR AUTO PAY WILL BE PROCESSED 05/31/23	
Total Due by Auto Pay	\$285.76

Thank you for choosing Spectrum Business.

We appreciate your prompt payment and value you as a customer.

Auto Pay. Thank you for signing up for auto pay. Please note your payment may be drafted and posted to your Spectrum Business account the day after your transaction is scheduled to be processed by your bank.



4145 S. FALKENBURG RD RIVERVIEW FL 33578-8652
 8337 1200 NO RP 14 05152023 NNNNNNNN 01 982873

PARKWAY CENTER CBD
 2005 PAN AM CIR STE 300
 TAMPA FL 33607-6008

May 14, 2023

PARKWAY CENTER CBD

Invoice Number: 2463929051423
 Account Number: 8337 12 028 2463929
 Service At: 7461 S FALKENBURG RD
 RIVERVIEW FL 33578-8652

Total Due by Auto Pay \$285.76

CHARTER COMMUNICATIONS
 PO BOX 7186
 PASADENA CA 91109-7186

Invoice Number: 2463929051423
 Account Number: 8337 12 028 2463929
 Security Code: 5433

PARKWAY CENTER CBD

Contact Us

Visit us at SpectrumBusiness.net
 Or, call us at 1-866-519-1263

8337 1200 NO RP 14 05152023 NNNNNNNN 01 982873

Charge Details

Previous Balance		285.76
EFT Payment	05/01	-285.76
Remaining Balance		\$0.00

Payments received after 05/14/23 will appear on your next bill.

Service from 05/14/23 through 06/13/23

Spectrum Business™ TV

Spectrum Business Premier		79.99
Promotional Discount		-25.00
Spectrum Receivers	2 Receivers at 10.99 each	21.98
DVR Service		19.99
		\$96.96

Spectrum Business™ TV Total \$96.96

Spectrum Business™ Internet

Spectrum WiFi		0.00
Security Suite		0.00
Domain Name		0.00
Vanity Email		0.00
Static IP 5		29.99
Spectrum Business Internet Ultra		199.99
Promotional Discount		-105.00
Business WiFi		7.99
		\$132.97

Spectrum Business™ Internet Total \$132.97

Spectrum Business™ Voice

Phone number (813) 570-8126		
Spectrum Business Voice		49.99
Promotional Discount		-30.00
		\$19.99

Spectrum Business™ Voice Continued

For additional call details,
 please visit SpectrumBusiness.net

Spectrum Business™ Voice Total \$19.99

Other Charges

Broadcast TV Surcharge	22.20
Other Charges Total	\$22.20

Taxes, Fees and Charges

State and Local Sales Tax	1.50
Communications Services Tax	12.14
Taxes, Fees and Charges Total	\$13.64

Current Charges \$285.76

Total Due by Auto Pay \$285.76

Billing Information

Tax and Fees - This statement reflects the current taxes and fees for your area (including sales, excise, user taxes, etc.). These taxes and fees may change without notice. Visit spectrum.net/taxesandfees for more information.

Spectrum Terms and Conditions of Service - In accordance with the Spectrum Business Services Agreement, Spectrum services are billed on a monthly basis. Spectrum does not provide credits for monthly subscription services that are cancelled prior to the end of the current billing month.

Terms & Conditions - Spectrum's detailed standard terms and conditions for service are located at spectrum.com/policies.

Notice - Nonpayment of any portion of your cable television, high-speed data, and/or Digital Phone service could result in disconnection of any of your Spectrum provided services.

Continued on the next page....

Local Spectrum Store: 12970 S US Hwy 301, Suite 105, Riverview FL 33579 Store Hours: Mon thru Sat - 10:00am to 8:00pm; Sun - 12:00pm to 5:00pm

Local Spectrum Store: 872 Brandon Town Center Mall, Brandon FL 33511 Store Hours: Mon thru Sat - 10:00am to 8:00pm and Sun - 12:00pm to 5:00pm



June 14, 2023
 Invoice Number: 2463929061423
 Account Number: **8337 12 028 2463929**
 Security Code: **5433**
 Service At: 7461 S FALKENBURG RD
 RIVERVIEW FL 33578-8652

Auto Pay Notice

Contact Us

Visit us at SpectrumBusiness.net
 Or, call us at 1-866-519-1263

Summary Service from 06/14/23 through 07/13/23
 details on following pages

Previous Balance	285.76
Payments Received -Thank You!	-285.76
Remaining Balance	\$0.00
Spectrum Business™ TV	96.96
Spectrum Business™ Internet	132.97
Spectrum Business™ Voice	19.99
Other Charges	22.20
Taxes, Fees and Charges	13.64
Current Charges	\$285.76
YOUR AUTO PAY WILL BE PROCESSED 07/01/23	
Total Due by Auto Pay	\$285.76

NOTE. Taxes, Fees and Charges listed in the Summary only apply to Spectrum Business TV and Spectrum Business Internet and are detailed on the following page. Taxes, Fees and Charges for Spectrum Business Voice are detailed in the Billing Information section.

NEW! Save big on mobile when you buy one mobile unlimited mobile line and get a second line free for a year! Call **1-855-670-6767** to get started.



Thank you for choosing Spectrum Business.

We appreciate your prompt payment and value you as a customer.

Auto Pay. Thank you for signing up for auto pay. Please note your payment may be drafted and posted to your Spectrum Business account the day after your transaction is scheduled to be processed by your bank.



4145 S. FALKENBURG RD RIVERVIEW FL 33578-8652
 8337 1200 NO RP 14 06152023 NNNNNNNN 01 982876

PARKWAY CENTER CBD
 2005 PAN AM CIR STE 300
 TAMPA FL 33607-6008

June 14, 2023

PARKWAY CENTER CBD

Invoice Number: 2463929061423
 Account Number: 8337 12 028 2463929
 Service At: 7461 S FALKENBURG RD
 RIVERVIEW FL 33578-8652

Total Due by Auto Pay \$285.76

CHARTER COMMUNICATIONS
 PO BOX 7186
 PASADENA CA 91109-7186



Invoice Number: 2463929061423
 Account Number: 8337 12 028 2463929
 Security Code: 5433

PARKWAY CENTER CBD

Contact Us

Visit us at SpectrumBusiness.net
 Or, call us at 1-866-519-1263

8337 1200 NO RP 14 06152023 NNNNNNNN 01 982876

Charge Details

Previous Balance		285.76
EFT Payment	05/31	-285.76
Remaining Balance		\$0.00

Payments received after 06/14/23 will appear on your next bill.

Service from 06/14/23 through 07/13/23

Spectrum Business™ TV

Spectrum Business		79.99
Premier		
Promotional Discount		-25.00
Spectrum Receivers	2 Receivers at 10.99 each	21.98
DVR Service		19.99
		\$96.96

Spectrum Business™ TV Total \$96.96

Spectrum Business™ Internet

Spectrum WiFi		0.00
Security Suite		0.00
Domain Name		0.00
Vanity Email		0.00
Static IP 5		29.99
Spectrum Business		199.99
Internet Ultra		
Promotional Discount		-105.00
Business WiFi		7.99
		\$132.97

Spectrum Business™ Internet Total \$132.97

Spectrum Business™ Voice

Phone number (813) 570-8126		
Spectrum Business Voice		49.99
Promotional Discount		-30.00
		\$19.99

Spectrum Business™ Voice Continued

For additional call details,
 please visit SpectrumBusiness.net

Spectrum Business™ Voice Total \$19.99

Other Charges

Broadcast TV Surcharge	22.20
Other Charges Total	\$22.20

Taxes, Fees and Charges

State and Local Sales Tax	1.50
Communications Services Tax	12.14
Taxes, Fees and Charges Total	\$13.64

Current Charges \$285.76

Total Due by Auto Pay \$285.76

Billing Information

Tax and Fees - This statement reflects the current taxes and fees for your area (including sales, excise, user taxes, etc.). These taxes and fees may change without notice. Visit spectrum.net/taxesandfees for more information.

Spectrum Terms and Conditions of Service - In accordance with the Spectrum Business Services Agreement, Spectrum services are billed on a monthly basis. Spectrum does not provide credits for monthly subscription services that are cancelled prior to the end of the current billing month.

Terms & Conditions - Spectrum's detailed standard terms and conditions for service are located at spectrum.com/policies.

Notice - Nonpayment of any portion of your cable television, high-speed data, and/or Digital Phone service could result in disconnection of any of your Spectrum provided services.

Continued on the next page....

Local Spectrum Store: 12970 S US Hwy 301, Suite 105, Riverview FL 33579 Store Hours: Mon thru Sat - 10:00am to 8:00pm; Sun - 12:00pm to 5:00pm

Local Spectrum Store: 872 Brandon Town Center Mall, Brandon FL 33511 Store Hours: Mon thru Sat - 10:00am to 8:00pm and Sun - 12:00pm to 5:00pm



For questions or concerns, please call **1-866-519-1263**.



Don Harrison Enterprises LLC										No 3016	
2510 Priscilla Ct. Lutz, FL 33559-5679 (813) 363-6286 #00434 #13010124										JUN 23 2023	
NAME Parkway Center C.O.D.										PHONE 813-873-7300	
STREET 2005 Park Ave. Suite 300										CITY Tampa	
STATE FL										ZIP 33607	
JOB NAME/LOCATION										JOB PHONE	
ADDRESS Oak Creek										SCHEDULED DATE/TIME	
WORK TAKEN BY Dan										ORDERED BY Gene Roberts.	
DESCRIPTION OF WORK											
Routine Maintenance for the north of											
June 23 - Troubleshoot & Replaced Bad											
Connections on Pilot Circuit Inside											
Clubhouse; Also Replaced (3) Spring											
Wound Timeclocks AS needed for outside											
Controls.											
(Completed)											
ASK ABOUT OUR SERVICE CONTRACTS											
PARTS WARRANTY - All parts as recorded are warranted as per manufacturer specifications.											
LABOR GUARANTEE - The labor charges as recorded here are relative to the equipment serviced as noted, is guaranteed for a period of 30 days.											
UPON INSPECTION, OUR TRAINED PERSONNEL RECOMMEND THE FOLLOWING:											
PREVENTIVE MAINTENANCE DISCOUNT											
Month of June 2023											
TOTAL AMOUNT DUE \$1088.50											
DATE COMPLETED 06-17-2023											
TERMS: Net Due Upon Completion											

Invoice

First Choice Aquatic Weed Management, LLC

P.O. Box 593258
Orlando, FL 32859

Phone: 407-859-2020
Fax: 407-859-3275

Date	Invoice #
5/31/2023	84640

Bill To

Parkway Center CDD
c/o Inframark
2005 Pan Am Circle Dr., Ste. 300
Tampa, FL 33067

Customer P.O. No.	Payment Terms	Due Date
	Net 30	6/30/2023

Description	Amount
Monthly waterway service for the month this invoice is dated - 16 waterways	1,408.00
Monthly maintenance for clubhouse for the month this invoice is dated	143.00
Monthly waterway service #23 for the month this invoice is dated	212.00
Monthly waterway service #25 for the month this invoice is dated	83.00
Quarterly waterway service for the month this invoice is dated	430.00

Thank you for your business.

Total	\$2,276.00
Payments/Credits	\$0.00
Balance Due	\$2,276.00

Date	Invoice #
6/22/2023	84862

Parkway Center CDD
c/o Inframark
2005 Pan Am Circle Dr., Ste. 300
Tampa, FL 33067

Customer P.O. No.	Payment Terms	Due Date
	Net 30	7/22/2023

Description	Amount
Monthly waterway service for the month this invoice is dated - 16 waterways	1,408.00
Monthly maintenance for clubhouse for the month this invoice is dated	143.00
Monthly waterway service #23 for the month this invoice is dated	212.00
Monthly waterway service #25 for the month this invoice is dated	83.00
	0.00

Thank you for your business.



Job Name: _____

Customer Number: 426 Customer: FCA - PARKWAY CENTER CDD

Technician: Aleksey Solano

Date: 06/19/2023 Time: 03:30 PM

Customer Signature: _____

CLARITY	FLOW	METHOD	CARP PROGRAM	WATER LEVEL	WEATHER
<input checked="" type="checkbox"/> < 1'	<input checked="" type="checkbox"/> None	<input checked="" type="checkbox"/> ATV	<input type="checkbox"/> Boat	<input type="checkbox"/> High	<input type="checkbox"/> Clear
<input type="checkbox"/> 1-2'	<input type="checkbox"/> Slight	<input type="checkbox"/> Airboat	<input type="checkbox"/> Truck	<input type="checkbox"/> Normal	<input checked="" type="checkbox"/> Cloudy
<input type="checkbox"/> 2-4'	<input type="checkbox"/> Visible	<input type="checkbox"/> Backpack	<input type="checkbox"/> Barrier Inspected	<input checked="" type="checkbox"/> Low	<input checked="" type="checkbox"/> Windy
<input type="checkbox"/> > 4'					<input type="checkbox"/> Rainy

<input type="checkbox"/> Alligator	<input type="checkbox"/> Catfish	<input type="checkbox"/> Gallinules	<input type="checkbox"/> Osprey	<input type="checkbox"/> Woodstork
<input checked="" type="checkbox"/> Anhinga	<input checked="" type="checkbox"/> Coots	<input type="checkbox"/> Gambusia	<input type="checkbox"/> Otter	<input type="checkbox"/> _____
<input checked="" type="checkbox"/> Bass	<input type="checkbox"/> Cormorant	<input type="checkbox"/> Herons	<input type="checkbox"/> Snakes	<input type="checkbox"/> _____
<input type="checkbox"/> Bream	<input type="checkbox"/> Egrets	<input checked="" type="checkbox"/> Ibis	<input checked="" type="checkbox"/> Turtles	

<input checked="" type="checkbox"/> Arrowhead	<input type="checkbox"/> Bulrush	<input type="checkbox"/> Golden Canna
<input type="checkbox"/> Bacopa	<input type="checkbox"/> Chara	<input checked="" type="checkbox"/> Gulf Spikerush
<input type="checkbox"/> Blue Flag Iris	<input type="checkbox"/> Cordgrass	<input type="checkbox"/> Lily

☐ Naiad ☐ _____

☐ Pickerelweed

☐ Soft Rush ☐



2002 West Grand Parkway North
Suite 100
Katy, TX 77449

INVOICE

INVOICE#

#96848

DATE

6/23/2023

CUSTOMER ID

C2303

NET TERMS

Net 30

PO#**DUE DATE**

7/23/2023

BILL TO

Parkway Center CDD
2005 Pan Am Cir Ste 300
Tampa FL 33607-6008
United States

Services provided for the Month of: June 2023

DESCRIPTION	QTY	UOM	RATE	MARKUP	AMOUNT
District Management	1	Ea	2,403.33		2,403.33
Accounting Services	1	Ea	2,389.75		2,389.75
Field Management	1	Ea	2,308.92		2,308.92
Recording Secretary	1	Ea	333.33		333.33
Technology Services	1	Ea	166.67		166.67
B/W Copies	1	Ea	0.15		0.15
Postage	14	Ea	0.89		12.46
Dissemination Services	1	Ea	500.00		500.00
Subtotal					8,114.61

Subtotal	\$8,114.61
-----------------	------------

Tax	\$0.00
------------	--------

Total Due	\$8,114.61
------------------	------------

Remit To : Inframark LLC, PO BOX 733778, Dallas, Texas, 75373-3778

To pay by Credit Card, please contact us at 281-578-4299, 9:00am - 5:30pm EST, Monday – Friday. A surcharge fee may apply.

To pay via ACH or Wire, please refer to our banking information below:

Account Name: INFRAMARK, LLC

ACH - Bank Routing Number: 111000614 / Account Number: 912593196

Wire - Bank Routing Number: 021000021 / SWIFT Code: CHASUS33 / Account Number: 912593196

Please include the Customer ID and the Invoice Number on your form of payment.



5210 W Linebaugh Ave
Tampa FL 33624-503434

Customer Service (813) 265-0292
RepublicServices.com/Support

Account Number 3-0696-0046402
Invoice Number 0696-001115334
Invoice Date June 17, 2023
Previous Balance \$320.03
Payments/Adjustments -\$320.03
Current Invoice Charges \$191.81

Received
JUN 26 2023

Important Information

It's easy to go paperless! Sign up for Paperless Billing at RepublicServices.com and enjoy the convenience of managing your account anytime, anywhere, on any device.

Autopayment
\$191.81

Payment Due Date
July 07, 2023

PAYMENTS/ADJUSTMENTS

Description	Reference	Amount
Payment - Thank You 06/06	5555555	-\$320.03

CURRENT INVOICE CHARGES

Description	Reference	Quantity	Unit Price	Amount
Parkway Center Cdd 7461 S Falkenburg Rd CSA A217954588				
Riverview, FL				
1 Waste Container 4 Cu Yd, 1 Lift Per Week				
Disposal:SOUTH CO - CLASS 1				
Pickup Service 07/01-07/31			\$127.07	\$127.07
Container Refresh 07/01-07/31		1.0000	\$9.00	\$9.00
Total Fuel/Environmental Recovery Fee				\$55.74
CURRENT INVOICE CHARGES, AutoPayment due on July 07, 2023				\$191.81

Simple account access at your fingertips.

Download the Republic Services app or visit
RepublicServices.com today.



5210 W Linebaugh Ave
Tampa FL 33624-503434

Do not Pay
* Thank You For Your Automatic Payment *

Autopayment \$191.81
Payment Due Date July 07, 2023
Account Number 3-0696-0046402
Invoice Number 0696-001115334

Address Service Requested



0003652
N205

PARKWAY CENTER CDD
GENE ROBERTS
2005 PAN AM CIR
STE 300
TAMPA FL 33607-6008



For Billing Address Changes,
Check Box and Complete Reverse

Make Checks Payable To:



REPUBLIC SERVICES #696
PO BOX 9001099
LOUISVILLE KY 40290-1099

30696004640200000011153340000191810000191810

Parkway Center CDD

MEETING DATE: June 7, 2023

62

SUPERVISORS	CHECK IF IN ATTENDANCE	STATUS	PAYMENT AMOUNT
Jo Ann Ward	/	Accept	\$200
Linda Bell	/	Accept	\$200
Tanya O'Conner	/	Accept	\$200
Charlotte Hazlewood	/	Accept	\$200
Koko Miller	/	Accept	\$200

DMS Staff Signature Gene Roberts

CH 060723

Parkway Center CDD

MEETING DATE: June 7, 2023

62

SUPERVISORS	CHECK IF IN ATTENDANCE	STATUS	PAYMENT AMOUNT
Jo Ann Ward	/	Accept	\$200
Linda Bell	/	Accept	\$200
Tanya O'Conner	/	Accept	\$200
Charlotte Hazlewood	/	Accept	\$200
Koko Miller	/	Accept	\$200

DMS Staff Signature Gene Roberts

JW 060723

Parkway Center CDD

MEETING DATE: June 7, 2023

62

SUPERVISORS	CHECK IF IN ATTENDANCE	STATUS	PAYMENT AMOUNT
Jo Ann Ward	/	Accept	\$200
Linda Bell	/	Accept	\$200
Tanya O'Conner	/	Accept	\$200
Charlotte Hazlewood	/	Accept	\$200
Koko Miller	/	Accept	\$200

DMS Staff Signature Gene Roberts

KM 060723

Parkway Center CDD

MEETING DATE: June 7, 2023

62

SUPERVISORS	CHECK IF IN ATTENDANCE	STATUS	PAYMENT AMOUNT
Jo Ann Ward	/	Accept	\$200
Linda Bell	/	Accept	\$200
Tanya O'Conner	/	Accept	\$200
Charlotte Hazlewood	/	Accept	\$200
Koko Miller	/	Accept	\$200

DMS Staff Signature Gene Roberts

LB 060723

Parkway Center CDD

MEETING DATE: June 7, 2023

62

SUPERVISORS	CHECK IF IN ATTENDANCE	STATUS	PAYMENT AMOUNT
Jo Ann Ward	/	Accept	\$200
Linda Bell	/	Accept	\$200
Tanya O'Conner	/	Accept	\$200
Charlotte Hazlewood	/	Accept	\$200
Koko Miller	/	Accept	\$200

DMS Staff Signature Gene Roberts

TO 060723



Corporate Trust Services
EP-MN-WN3L
60 Livingston Ave.
St. Paul, MN 55107

Invoice Number: 6962019
Account Number: 123189000
Invoice Date: 06/23/2023
Direct Inquiries To: LEANNE DUFFY
Phone: 407-835-3807

MERITUS
ATTN: BRIAN LAMB
2005 PAN AM CIRCLE STE 300
TAMPA, FL 33607

PARKWAY CDD 08

The following is a statement of transactions pertaining to your account. For further information, please review the attached.

STATEMENT SUMMARY

PLEASE REMIT BOTTOM COUPON PORTION OF THIS PAGE WITH CHECK PAYMENT OF INVOICE.

TOTAL AMOUNT DUE \$4,770.63

All invoices are due upon receipt.

Please detach at perforation and return bottom portion of the statement with your check, payable to U.S. Bank.

PARKWAY CDD 08

Invoice Number: 6962019
Account Number: 123189000
Current Due: \$4,770.63

Direct Inquiries To: LEANNE DUFFY
Phone: 407-835-3807

Wire Instructions:
U.S. Bank
ABA # 091000022
Acct # 1-801-5013-5135
Trust Acct # 123189000
Invoice # 6962019
Attn: Fee Dept St. Paul

Please mail payments to:
U.S. Bank
CM-9690
PO BOX 70870
St. Paul, MN 55170-9690





Corporate Trust Services
EP-MN-WN3L
60 Livingston Ave.
St. Paul, MN 55107

Invoice Number: 6962019
Invoice Date: 06/23/2023
Account Number: 123189000
Direct Inquiries To: LEANNE DUFFY
Phone: 407-835-3807

PARKWAY CDD 08

Accounts Included 123189000 123189002 123189003 123189004 123189005 123189006
In This Relationship:

CURRENT CHARGES SUMMARIZED FOR ENTIRE RELATIONSHIP

Detail of Current Charges	Volume	Rate	Portion of Year	Total Fees
04200 Trustee	1.00	4,427.50	100.00%	\$4,427.50
Subtotal Administration Fees - In Advance 06/01/2023 - 05/31/2024				\$4,427.50
Incidental Expenses 06/01/2023 to 05/31/2024	4,427.50	0.0775		\$343.13
Subtotal Incidental Expenses				\$343.13
TOTAL AMOUNT DUE				\$4,770.63





Hillsborough
County Florida

CUSTOMER NAME	ACCOUNT NUMBER	BILL DATE	DUE DATE
PARKWAY CENTER CDD	5589652368	04/18/2023	05/09/2023

Service Address: 7461 S FALKENBURG RD

S-Page 1 of 1

METER NUMBER	PREVIOUS DATE	PREVIOUS READ	PRESENT DATE	PRESENT READ	CONSUMPTION	READ TYPE	METER DESCRIPTION
61173608	03/17/2023	20967	04/17/2023	22713	174600 GAL	ACTUAL	WATER

Service Address Charges

Customer Service Charge	\$5.28
Customer Service Charge	\$5.28
Purchase Water Pass-Thru	\$527.29
Water Base Charge	\$39.97
Water Usage Charge	\$744.90
Fire Protection Base Charge	\$8.70
Sewer Base Charge	\$96.86
Sewer Usage Charge	\$996.97

Summary of Account Charges

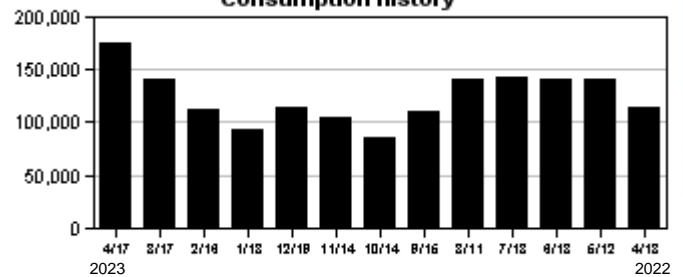
Previous Balance	\$1,921.92
Net Payments - Thank You	\$-1,921.92
Total Account Charges	\$2,425.25

AMOUNT DUE	\$2,425.25
-------------------	-------------------

Important Message

This account has ACH payment method

Consumption History



Hillsborough
County Florida

Make checks payable to: **BOCC**

ACCOUNT NUMBER: 5589652368



ELECTRONIC PAYMENTS BY CHECK OR

Automated Payment Line: (813) 276 8526

Internet Payments: HCFLGov.net/WaterBill

Additional Information: HCFLGov.net/Water



THANK YOU!



Single-Piece

PARKWAY CENTER CDD
C/O MERITUS CORP
C/O MERITUS CORP
TAMPA FL 33607

5,043 8

DUE DATE	05/09/2023
AMOUNT DUE	\$2,425.25
AMOUNT PAID	

0055896523689 00002425254

75



Hillsborough
County Florida

CUSTOMER NAME	ACCOUNT NUMBER	BILL DATE	DUE DATE
PARKWAY CENTER CDD	5589652368	05/18/2023	06/08/2023

Service Address: 7461 S FALKENBURG RD

S-Page 1 of 1

METER NUMBER	PREVIOUS DATE	PREVIOUS READ	PRESENT DATE	PRESENT READ	CONSUMPTION	READ TYPE	METER DESCRIPTION
61173608	04/17/2023	22713	05/17/2023	24558	184500 GAL	ACTUAL	WATER

Service Address Charges

Customer Service Charge	\$5.28
Customer Service Charge	\$5.28
Purchase Water Pass-Thru	\$557.19
Water Base Charge	\$39.97
Water Usage Charge	\$806.78
Fire Protection Base Charge	\$8.70
Sewer Base Charge	\$96.86
Sewer Usage Charge	\$1,053.50

Summary of Account Charges

Previous Balance	\$2,425.25
Net Payments - Thank You	\$-2,425.25
Total Account Charges	\$2,573.56

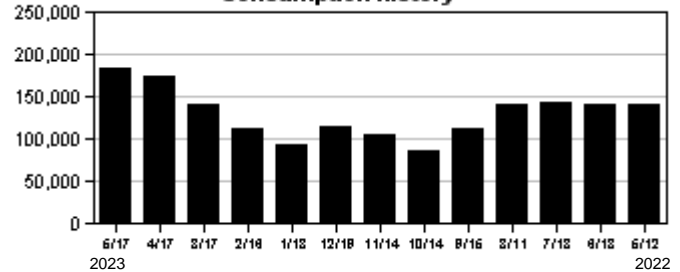
AMOUNT DUE	\$2,573.56
-------------------	-------------------

Important Message

Code Inspectors uphold the County's water use restrictions ordinance. Avoid fines of up to \$500 by following the allowable irrigation days and times and additional rules found on HCFLGov.net/WaterRestrictions. Call (813) 224-8993 to report a violation.

This account has ACH payment method

Consumption History



Hillsborough
County Florida

Make checks payable to: **BOCC**

ACCOUNT NUMBER: 5589652368



ELECTRONIC PAYMENTS BY CHECK OR

Automated Payment Line: (813) 276 8526

Internet Payments: HCFLGov.net/WaterBill

Additional Information: HCFLGov.net/Water



THANK YOU!



Single-Piece

PARKWAY CENTER CDD
C/O MERITUS CORP
C/O MERITUS CORP
TAMPA FL 33607

4,716 8

DUE DATE	06/08/2023
AMOUNT DUE	\$2,573.56
AMOUNT PAID	

0055896523689 00002573566

76



PARKWAY CENTER CDD
PARKWAY CENTER CDD
OAK CRK PRC 6 BLVD
RIVERVIEW, FL 33578-0000

Statement Date: June 07, 2023

Amount Due: \$610.16

Due Date: June 28, 2023

Account #: 211001800609

DO NOT PAY. Your account will be drafted on June 28, 2023

Account Summary

Current Service Period: May 03, 2023 - June 01, 2023

Previous Amount Due \$610.16

Payment(s) Received Since Last Statement -\$610.16

Current Month's Charges \$610.16

Amount Due by June 28, 2023 \$610.16

Amount not paid by due date may be assessed a late payment charge and an additional deposit.



Scan here to learn more about your redesigned bill and soon-to-come Interactive Bill.

REPORT A POWER OUTAGE

USE ANY OPTION BELOW:

- Log into TECOaccount.com
- Report and check status at TampaElectric.com/OutageMap
- Text OUT to 27079*
- Call 877-588-1010**

* If we don't recognize your number, register at TECOaccount.com.

** 12-digit account number and zip code required.

Learn about your newly redesigned bill and get deeper insights about your usage by visiting TECOaccount.com

To ensure prompt credit, please return stub portion of this bill with your payment.



Account #: 211001800609

Due Date: June 28, 2023

Amount Due: \$610.16

Payment Amount: \$ _____

630396349259

Your account will be drafted on June 28, 2023



Pay your bill online at TampaElectric.com

See reverse side of your paystub for more ways to pay.

Go Paperless, Go Green! Visit TampaElectric.com/Paperless to enroll now.

PARKWAY CENTER CDD
PARKWAY CENTER CDD
2005 PAN AM CIRCLE SUITE 300
TAMPA, FL 33607-6008

Mail payment to:
TECO
P.O. BOX 31318
TAMPA, FL 33631-3318

Make check payable to: TECO
Please write your account number on the memo line of your check.



Service For:
OAK CRK PRC 6 BLVD
RIVERVIEW, FL 33578-0000

Account #: 211001800609
Statement Date: June 07, 2023
Charges Due: June 28, 2023

Service Period: May 03, 2023 - Jun 01, 2023

Rate Schedule: Lighting Service

Charge Details

Important Messages



Electric Charges

Lighting Service Items LS-1 (Bright Choices) for 30 days

Lighting Energy Charge	260 kWh @ \$0.03511/kWh	\$9.13
Fixture & Maintenance Charge	13 Fixtures	\$163.15
Lighting Pole / Wire	13 Poles	\$418.99
Lighting Fuel Charge	260 kWh @ \$0.05169/kWh	\$13.44
Storm Protection Charge	260 kWh @ \$0.01466/kWh	\$3.81
Clean Energy Transition Mechanism	260 kWh @ \$0.00036/kWh	\$0.09
Storm Surcharge	260 kWh @ \$0.00326/kWh	\$0.85
Florida Gross Receipt Tax		\$0.70

Lighting Charges **\$610.16**

Total Current Month's Charges

\$610.16

For more information about your bill and understanding your charges, please visit [TampaElectric.com](https://www.tampaelectric.com)

Ways To Pay Your Bill



Bank Draft

Visit [TECOaccount.com](https://www.tecoaccount.com) for free recurring or one time payments via checking or savings account.



In-Person

Find list of Payment Agents at [TampaElectric.com](https://www.tampaelectric.com)



Mail A Check

Payments:
TECO
P.O. Box 31318
Tampa, FL 33631-3318
Mail your payment in the enclosed envelope.



Credit or Debit Card

Pay by credit Card using KUBRA EZ-Pay at [TECOaccount.com](https://www.tecoaccount.com). Convenience fee will be charged.



Phone

Toll Free: **866-689-6469**

All Other Correspondences:
Tampa Electric
P.O. Box 111
Tampa, FL 33601-0111

Contact Us

Online:
[TampaElectric.com](https://www.tampaelectric.com)

Phone:
Commercial Customer Care:
866-832-6249
Residential Customer Care:
813-223-0800 (Hillsborough)
863-299-0800 (Polk County)
888-223-0800 (All Other Counties)

Hearing Impaired/TTY:
7-1-1
Power Outage:
877-588-1010
Energy-Saving Programs:
813-275-3909

Please Note: If you choose to pay your bill at a location not listed on our website or provided by Tampa Electric, you are paying someone who is not authorized to act as a payment agent at Tampa Electric. You bear the risk that this unauthorized party will relay the payment to Tampa Electric and do so in a timely fashion. Tampa Electric is not responsible for payments made to unauthorized agents, including their failure to deliver or timely deliver the payment to us. Such failures may result in late payment charges to your account or service disconnection.



PARKWAY CENTER CDD
PARKWAY CENTER CDD
OAK CREEK PH 1C-1 RD
RIVERVIEW, FL 33569-0000

Statement Date: June 07, 2023

Amount Due: \$820.50

Due Date: June 28, 2023

Account #: 211001800146

DO NOT PAY. Your account will be drafted on June 28, 2023

Account Summary

Current Service Period: May 03, 2023 - June 01, 2023

Previous Amount Due	\$820.50
Payment(s) Received Since Last Statement	-\$820.50

Current Month's Charges	\$820.50
-------------------------	----------

Amount Due by June 28, 2023	\$820.50
-----------------------------	----------

Amount not paid by due date may be assessed a late payment charge and an additional deposit.



Scan here to learn more about your redesigned bill and soon-to-come Interactive Bill.

REPORT A POWER OUTAGE

USE ANY OPTION BELOW:

- Log into TECOaccount.com
- Report and check status at TampaElectric.com/OutageMap
- Text OUT to 27079*
- Call 877-588-1010**

* If we don't recognize your number, register at TECOaccount.com.

** 12-digit account number and zip code required.

Learn about your newly redesigned bill and get deeper insights about your usage by visiting TECOaccount.com



To ensure prompt credit, please return stub portion of this bill with your payment.

Account #: 211001800146

Due Date: June 28, 2023

Amount Due: \$820.50

Payment Amount: \$ _____

630396349257

Your account will be drafted on June 28, 2023

PARKWAY CENTER CDD
PARKWAY CENTER CDD
2005 PAN AM CIRCLE SUITE 300
TAMPA, FL 33607

Mail payment to:
TECO
P.O. BOX 31318
TAMPA, FL 33631-3318

Make check payable to: TECO
Please write your account number on the memo line of your check.



Service For:
OAK CREEK PH IC-1 RD
RIVERVIEW, FL 33569-0000

Account #: 211001800146
Statement Date: June 07, 2023
Charges Due: June 28, 2023

Service Period: May 03, 2023 - Jun 01, 2023

Rate Schedule: Lighting Service

Charge Details

Important Messages



Electric Charges

Lighting Service Items LS-1 (Bright Choices) for 30 days

Lighting Energy Charge	304 kWh @ \$0.03511/kWh	\$10.67
Fixture & Maintenance Charge	19 Fixtures	\$175.37
Lighting Pole / Wire	19 Poles	\$612.37
Lighting Fuel Charge	304 kWh @ \$0.05169/kWh	\$15.71
Storm Protection Charge	304 kWh @ \$0.01466/kWh	\$4.46
Clean Energy Transition Mechanism	304 kWh @ \$0.00036/kWh	\$0.11
Storm Surcharge	304 kWh @ \$0.00326/kWh	\$0.99
Florida Gross Receipt Tax		\$0.82

Lighting Charges

\$820.50

Total Current Month's Charges

\$820.50

00000132-0001311- Page 8 of 18

For more information about your bill and understanding your charges, please visit [TampaElectric.com](https://www.tampaelectric.com)

Ways To Pay Your Bill



Bank Draft

Visit TECOaccount.com for free recurring or one time payments via checking or savings account.



In-Person

Find list of Payment Agents at TampaElectric.com



Mail A Check

Payments:
TECO
P.O. Box 31318
Tampa, FL 33631-3318
Mail your payment in the enclosed envelope.



Credit or Debit Card

Pay by credit Card using KUBRA EZ-Pay at TECOaccount.com. Convenience fee will be charged.



Phone

Toll Free:
866-689-6469

All Other Correspondences:
Tampa Electric
P.O. Box 111
Tampa, FL 33601-0111

Contact Us

Online:

TampaElectric.com

Phone:

Commercial Customer Care:
866-832-6249
Residential Customer Care:
813-223-0800 (Hillsborough)
863-299-0800 (Polk County)
888-223-0800 (All Other Counties)

Hearing Impaired/TTY:

7-1-1

Power Outage:

877-588-1010

Energy-Saving Programs:

813-275-3909

Please Note: If you choose to pay your bill at a location not listed on our website or provided by Tampa Electric, you are paying someone who is not authorized to act as a payment agent at Tampa Electric. You bear the risk that this unauthorized party will relay the payment to Tampa Electric and do so in a timely fashion. Tampa Electric is not responsible for payments made to unauthorized agents, including their failure to deliver or timely deliver the payment to us. Such failures may result in late payment charges to your account or service disconnection.



PARKWAY CENTER CDD
2005 PAN AM CIR, STE 300
TAMPA, FL 33607

Statement Date: June 06, 2023

Amount Due: \$9,824.59

Due Date: June 20, 2023

Account #: 311000070319

DO NOT PAY. Your account will be drafted on June 20, 2023

Your Locations With The Highest Usage



8421 CASTLE CREEK
DR LITES, RIVERVIEW,
FL 33578-0000

1,835
KWH



5707 STILL WATER
DR, #B, RIVERVIEW, FL
33569-0000

995
KWH



Scan here to learn
more about your
redesigned bill
and soon-to-come
Interactive Bill.

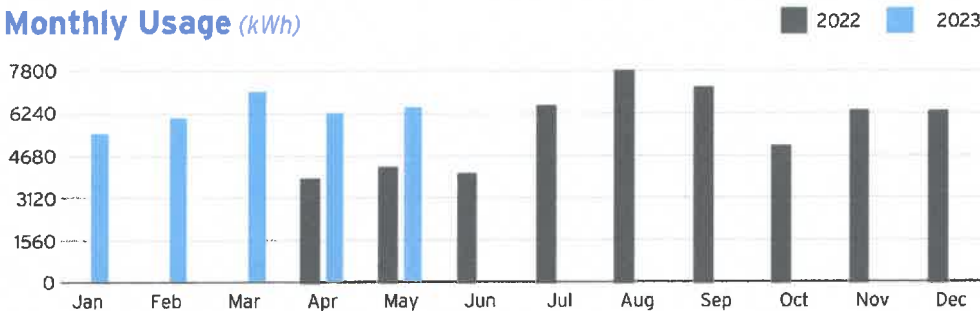


DOWNED IS DANGEROUS!

If you see a downed power line,
move a safe distance away and call 911.

Visit TampaElectric.com/Safety
for more safety tips.

Monthly Usage (kWh)



Learn about your newly redesigned bill and get deeper insights about your usage by visiting TECOaccount.com

To ensure prompt credit, please return stub portion of this bill with your payment.



Account #: 311000070319

Due Date: June 20, 2023



Pay your bill online at TampaElectric.com

See reverse side of your paystub for more ways to pay.

Go Paperless, Go Green! Visit TampaElectric.com/Paperless to enroll now.

Amount Due: \$9,824.59

Payment Amount: \$ _____

700500002531

Your account will be
drafted on June 20, 2023

PARKWAY CENTER CDD
2005 PAN AM CIR, STE 300
TAMPA, FL 33607-2359

Mail payment to:
TECO
P.O. BOX 31318
TAMPA, FL 33631-3318

Make check payable to: TECO
Please write your account number on the memo line of your check.

Summary of Charges by Service Address

Account Number: 311000070319

Energy Usage From Last Month

▲ Increased = Same ▼ Decreased

Service Address: 8414 DEER CHASE DR, A, RIVERVIEW, FL 33578-8605

Sub-Account Number: 211001738486

Meter	Read Date	Current	-	Previous	=	Total Used	Multiplier	Billing Period	Amount
1000323060	05/02/2023	21,662		21,478		184 kWh	1	32 Days	\$53.15
									▼ 52.6%

Service Address: 8380 STILL RIVER DR, RIVERVIEW, FL 33569-0000

Sub-Account Number: 211001738759

Meter	Read Date	Current	-	Previous	=	Total Used	Multiplier	Billing Period	Amount
1000326790	05/02/2023	29,498		28,504		994 kWh	1	32 Days	\$178.74
									▲ 6.3%

Service Address: 8421 CASTLE CREEK DR LITES, RIVERVIEW, FL 33578-0000

Sub-Account Number: 211001739070

Meter	Read Date	Current	-	Previous	=	Total Used	Multiplier	Billing Period	Amount
1000325661	05/02/2023	93,577		91,742		1,835 kWh	1	32 Days	\$309.14
									▲ 2.9%

Service Address: 8405 CASTLE CREEK DR SIGN, RIVERVIEW, FL 33578-0000

Sub-Account Number: 211001739302

Meter	Read Date	Current	-	Previous	=	Total Used	Multiplier	Billing Period	Amount
1000705281	05/02/2023	13,345		13,050		295 kWh	1	32 Days	\$70.36
									▲ 2.4%

Service Address: FALKENBURG/WOOLLEY, RIVERVIEW, FL 33578-0000

Sub-Account Number: 211001739567

Continued on next page →

For more information about your bill and understanding your charges, please visit [TampaElectric.com](https://www.tampaelectric.com)

Ways To Pay Your Bill



Bank Draft

Visit TECOaccount.com for free recurring or one time payments via checking or savings account.



In-Person

Find list of Payment Agents at TampaElectric.com



Mail A Check

Payments:
TECO
P.O. Box 31318
Tampa, FL 33631-3318
Mail your payment in the enclosed envelope.



Credit or Debit Card

Pay by credit Card using KUBRA EZ-Pay at TECOaccount.com. Convenience fee will be charged.



Phone

Toll Free:
866-689-6469

All Other Correspondences:
Tampa Electric
P.O. Box 111
Tampa, FL 33601-0111

Contact Us

Online:

TampaElectric.com

Phone:

Commercial Customer Care:
866-832-6249
Residential Customer Care:
813-223-0800 (Hillsborough)
863-299-0800 (Polk County)
888-223-0800 (All Other Counties)

Hearing Impaired/TTY:

7-1-1

Power Outage:

877-588-1010

Energy-Saving Programs:

813-275-3909

Please Note: If you choose to pay your bill at a location not listed on our website or provided by Tampa Electric, you are paying someone who is not authorized to act as a payment agent at Tampa Electric. You bear the risk that this unauthorized party will relay the payment to Tampa Electric and do so in a timely fashion. Tampa Electric is not responsible for payments made to unauthorized agents, including their failure to deliver or timely deliver the payment to us. Such failures may result in late payment charges to your account or service disconnection.

Summary of Charges by Service Address

Account Number: 311000070319

Energy Usage From Last Month

▲ Increased = Same ▼ Decreased

Amount: \$4,524.23

Service Address: OAK CRK PH2, RIVERVIEW, FL 33578-0000

Sub-Account Number: 211001739864

Amount: \$1,209.17

Service Address: OAK CREEK PARCEL 1B, RIVERVIEW, FL 33569-0000

Sub-Account Number: 211001800955

Amount: \$855.74

Service Address: OAK CREEK 1A, TAMPA, FL 33602-0000

Sub-Account Number: 211015022604

Amount: \$966.16

Service Address: 5707 STILL WATER DR, #B, RIVERVIEW, FL 33569-0000

Sub-Account Number: 211014450103

Meter	Read Date	Current	-	Previous	=	Total Used	Multiplier	Billing Period	Amount
1000538189	05/02/2023	29,630		28,635		995 kWh	1	32 Days	\$178.89
									▲ 12.4%

Service Address: 5707 STILL WATER DR, #C, RIVERVIEW, FL 33569-0000

Sub-Account Number: 211014450376

Meter	Read Date	Current	-	Previous	=	Total Used	Multiplier	Billing Period	Amount
1000492499	05/02/2023	27,356		26,431		925 kWh	1	32 Days	\$168.03
									▲ 10.1%

Service Address: 5707 STILL WATER DR, #D, RIVERVIEW, FL 33569-0000

Sub-Account Number: 211014450640

Meter	Read Date	Current	-	Previous	=	Total Used	Multiplier	Billing Period	Amount
1000492524	05/02/2023	20,781		20,140		641 kWh	1	32 Days	\$124.00
									▲ 9.9%

Service Address: 5707 STILL RIVER DR, #A, RIVERVIEW, FL 33569-0000

Sub-Account Number: 211014450897

Meter	Read Date	Current	-	Previous	=	Total Used	Multiplier	Billing Period	Amount
1000536130	05/02/2023	8,813		8,575		238 kWh	1	32 Days	\$61.53
									▲ 4.8%

Service Address: 7330 FALKENBURG RD ENT, RIVERVIEW, FL 33578-0000

Sub-Account Number: 211014451127

Meter	Read Date	Current	-	Previous	=	Total Used	Multiplier	Billing Period	Amount
1000323057	05/02/2023	25,929		25,579		350 kWh	1	32 Days	\$78.88
									▲ 5.7%

Continued on next page →

00000027-0000237-Page 5 of 22

Summary of Charges by Service Address

Account Number: 311000070319

Energy Usage From Last Month

☒ Increased ☐ Same ☐ Decreased

Service Address: OAK CREEK SF, PH 2B4, TAMPA, FL 33602-0000

Sub-Account Number: 211014451317

Amount: \$248.44

Service Address: OAK CREEK SF PH2B 2/3, LUTZ, FL 33549-0000

Sub-Account Number: 211014451523

Amount: \$480.68

Service Address: OAK CREEK SF, PH HH, RIVERVIEW, FL 33569-0000

Sub-Account Number: 211014451713

Amount: \$386.45

Total Current Month's Charges

\$9,893.59

00000027-0000237- Page 6 of 22



Sub-Account #: 211001738486
Statement Date: 06/01/2023

Service Address: 8414 DEER CHASE DR, A, RIVERVIEW, FL 33578-8605

Meter Read

Meter Location: # A Pmp

Service Period: 04/01/2023 - 05/02/2023

Rate Schedule: General Service - Non Demand

Meter Number	Read Date	Current Reading	-	Previous Reading	=	Total Used	Multiplier	Billing Period
1000323060	05/02/2023	21,662		21,478		184 kWh	1	32 Days

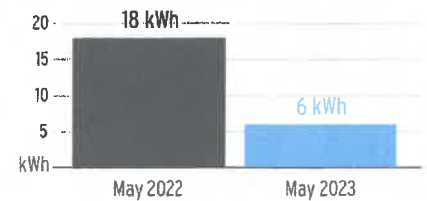
Charge Details



Electric Charges

Daily Basic Service Charge	32 days @ \$0.75000	\$24.00
Energy Charge	184 kWh @ \$0.07990/kWh	\$14.70
Fuel Charge	184 kWh @ \$0.05239/kWh	\$9.64
Storm Protection Charge	184 kWh @ \$0.00400/kWh	\$0.74
Clean Energy Transition Mechanism	184 kWh @ \$0.00427/kWh	\$0.79
Storm Surcharge	184 kWh @ \$0.01061/kWh	\$1.95
Florida Gross Receipt Tax		\$1.33
Electric Service Cost		\$53.15

Avg kWh Used Per Day



Current Month's Electric Charges

\$53.15

Billing information continues on next page →



Sub-Account #: 211001738759
Statement Date: 06/01/2023

Service Address: 8380 STILL RIVER DR, RIVERVIEW, FL 33569-0000

Meter Read

Service Period: 04/01/2023 - 05/02/2023

Rate Schedule: General Service - Non Demand

Meter Number	Read Date	Current Reading	- Previous Reading	= Total Used	Multiplier	Billing Period
1000326790	05/02/2023	29,498	28,504	994 kWh	1	32 Days

Charge Details

Avg kWh Used Per Day



Electric Charges

Daily Basic Service Charge	32 days @ \$0.75000	\$24.00
Energy Charge	994 kWh @ \$0.07990/kWh	\$79.42
Fuel Charge	994 kWh @ \$0.05239/kWh	\$52.08
Storm Protection Charge	994 kWh @ \$0.00400/kWh	\$3.98
Clean Energy Transition Mechanism	994 kWh @ \$0.00427/kWh	\$4.24
Storm Surcharge	994 kWh @ \$0.01061/kWh	\$10.55
Florida Gross Receipt Tax		\$4.47

Electric Service Cost

\$178.74

Current Month's Electric Charges

\$178.74

Billing information continues on next page →



Sub-Account #: 211001739070
Statement Date: 06/01/2023

Service Address: 8421 CASTLE CREEK DR LITES, RIVERVIEW, FL 33578-0000

Meter Read

Service Period: 04/01/2023 - 05/02/2023

Rate Schedule: General Service - Non Demand

Meter Number	Read Date	Current Reading	-	Previous Reading	=	Total Used	Multiplier	Billing Period
1000325661	05/02/2023	93,577		91,742		1,835 kWh	1	32 Days

Charge Details



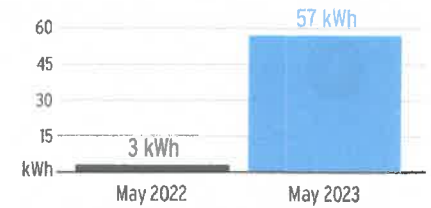
Electric Charges

Daily Basic Service Charge	32 days @ \$0.75000	\$24.00
Energy Charge	1,835 kWh @ \$0.07990/kWh	\$146.62
Fuel Charge	1,835 kWh @ \$0.05239/kWh	\$96.14
Storm Protection Charge	1,835 kWh @ \$0.00400/kWh	\$7.34
Clean Energy Transition Mechanism	1,835 kWh @ \$0.00427/kWh	\$7.84
Storm Surcharge	1,835 kWh @ \$0.01061/kWh	\$19.47
Florida Gross Receipt Tax		\$7.73

Electric Service Cost

\$309.14

Avg kWh Used Per Day



Current Month's Electric Charges

\$309.14

Billing information continues on next page →



Sub-Account #: 211001739302
Statement Date: 06/01/2023

Service Address: 8405 CASTLE CREEK DR SIGN, RIVERVIEW, FL 33578-0000

Meter Read

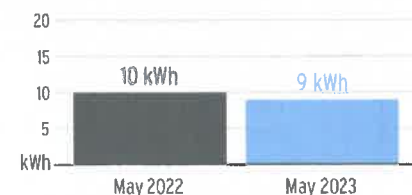
Service Period: 04/01/2023 - 05/02/2023

Rate Schedule: General Service - Non Demand

Meter Number	Read Date	Current Reading	- Previous Reading	= Total Used	Multiplier	Billing Period
1000705281	05/02/2023	13,345	13,050	295 kWh	1	32 Days

Charge Details

Avg kWh Used Per Day



Electric Charges

Daily Basic Service Charge	32 days @ \$0.75000	\$24.00
Energy Charge	295 kWh @ \$0.07990/kWh	\$23.57
Fuel Charge	295 kWh @ \$0.05239/kWh	\$15.46
Storm Protection Charge	295 kWh @ \$0.00400/kWh	\$1.18
Clean Energy Transition Mechanism	295 kWh @ \$0.00427/kWh	\$1.26
Storm Surcharge	295 kWh @ \$0.01061/kWh	\$3.13
Florida Gross Receipt Tax		\$1.76

Electric Service Cost

\$70.36

Current Month's Electric Charges

\$70.36

Billing information continues on next page →



Sub-Account #: 211001739567
Statement Date: 06/01/2023

Service Address: FALKENBURG/WOOLLEY, RIVERVIEW, FL 33578-0000

Service Period: 04/01/2023 - 05/02/2023

Rate Schedule: Lighting Service

Charge Details



Electric Charges

Lighting Service Items LS-1 (Bright Choices) for 32 days

Lighting Energy Charge	5864 kWh @ \$0.03511/kWh	\$205.89
Fixture & Maintenance Charge	71 Fixtures	\$1603.90
Lighting Pole / Wire	71 Poles	\$2288.33
Lighting Fuel Charge	5864 kWh @ \$0.05169/kWh	\$303.11
Storm Protection Charge	5864 kWh @ \$0.01466/kWh	\$85.97
Clean Energy Transition Mechanism	5864 kWh @ \$0.00036/kWh	\$2.11
Storm Surcharge	5864 kWh @ \$0.00326/kWh	\$19.12
Florida Gross Receipt Tax		\$15.80

Lighting Charges

\$4,524.23

Current Month's Electric Charges

\$4,524.23

Billing information continues on next page →



Sub-Account #: 211001739864
Statement Date: 06/01/2023

Service Address: OAK CRK PH2, RIVERVIEW, FL 33578-0000

Service Period: 04/01/2023 - 05/02/2023

Rate Schedule: Lighting Service

Charge Details



Electric Charges

Lighting Service Items LS-1 (Bright Choices) for 32 days

Lighting Energy Charge	448 kWh @ \$0.03511/kWh	\$15.73
Fixture & Maintenance Charge	28 Fixtures	\$258.44
Lighting Pole / Wire	28 Poles	\$902.44
Lighting Fuel Charge	448 kWh @ \$0.05169/kWh	\$23.16
Storm Protection Charge	448 kWh @ \$0.01466/kWh	\$6.57
Clean Energy Transition Mechanism	448 kWh @ \$0.00036/kWh	\$0.16
Storm Surcharge	448 kWh @ \$0.00326/kWh	\$1.46
Florida Gross Receipt Tax		\$1.21

Lighting Charges

\$1,209.17

Current Month's Electric Charges

\$1,209.17

Billing information continues on next page →



Sub-Account #: 211001800955
Statement Date: 06/01/2023

Service Address: OAK CREEK PARCEL 1B, RIVERVIEW, FL 33569-0000

Service Period: 04/22/2023 - 05/22/2023

Rate Schedule: Lighting Service

Charge Details



00000027-0000301-Page 13 of 22

Electric Charges		
Lighting Service Items LS-1 (Bright Choices) for 31 days		
Lighting Energy Charge	496 kWh @ \$0.03511/kWh	\$17.41
Fixture & Maintenance Charge	31 Fixtures	\$286.13
Lighting Pole / Wire	31 Poles	\$516.15
Lighting Fuel Charge	496 kWh @ \$0.05169/kWh	\$25.64
Storm Protection Charge	496 kWh @ \$0.01466/kWh	\$7.27
Clean Energy Transition Mechanism	496 kWh @ \$0.00036/kWh	\$0.18
Storm Surcharge	496 kWh @ \$0.00326/kWh	\$1.62
Florida Gross Receipt Tax		\$1.34
Lighting Charges		\$855.74

Current Month's Electric Charges **\$855.74**

Billing information continues on next page →



Sub-Account #: 211015022604
Statement Date: 06/01/2023

Service Address: OAK CREEK 1A, TAMPA, FL 33602-0000

Service Period: 04/22/2023 - 05/22/2023

Rate Schedule: Lighting Service

Charge Details



Electric Charges

Lighting Service Items LS-1 (Bright Choices) for 31 days

Lighting Energy Charge	560 kWh @ \$0.03511/kWh	\$19.66
Fixture & Maintenance Charge	35 Fixtures	\$323.05
Lighting Pole / Wire	35 Poles	\$582.75
Lighting Fuel Charge	560 kWh @ \$0.05169/kWh	\$28.95
Storm Protection Charge	560 kWh @ \$0.01466/kWh	\$8.21
Clean Energy Transition Mechanism	560 kWh @ \$0.00036/kWh	\$0.20
Storm Surcharge	560 kWh @ \$0.00326/kWh	\$1.83
Florida Gross Receipt Tax		\$1.51

Lighting Charges **\$966.16**

Current Month's Electric Charges

\$966.16

Billing information continues on next page →



Sub-Account #: 211014450103
Statement Date: 06/01/2023

Service Address: 5707 STILL WATER DR, #B, RIVERVIEW, FL 33569-0000

Meter Read

Meter Location: # B

Service Period: 04/01/2023 - 05/02/2023

Rate Schedule: General Service - Non Demand

Meter Number	Read Date	Current Reading	- Previous Reading	= Total Used	Multiplier	Billing Period
1000538189	05/02/2023	29,630	28,635	995 kWh	1	32 Days

Charge Details



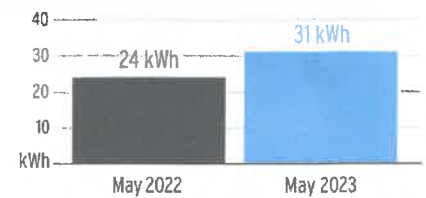
Electric Charges

Daily Basic Service Charge	32 days @ \$0.75000	\$24.00
Energy Charge	995 kWh @ \$0.07990/kWh	\$79.50
Fuel Charge	995 kWh @ \$0.05239/kWh	\$52.13
Storm Protection Charge	995 kWh @ \$0.00400/kWh	\$3.98
Clean Energy Transition Mechanism	995 kWh @ \$0.00427/kWh	\$4.25
Storm Surcharge	995 kWh @ \$0.01061/kWh	\$10.56
Florida Gross Receipt Tax		\$4.47

Electric Service Cost

\$178.89

Avg kWh Used Per Day



Current Month's Electric Charges

\$178.89

Billing information continues on next page →



Sub-Account #: 211014450376
Statement Date: 06/01/2023

Service Address: 5707 STILL WATER DR, #C, RIVERVIEW, FL 33569-0000

Meter Read

Meter Location: # C

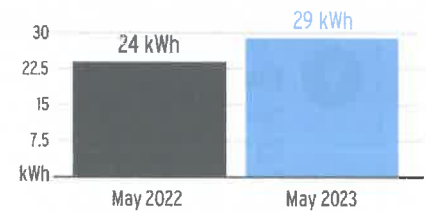
Service Period: 04/01/2023 - 05/02/2023

Rate Schedule: General Service - Non Demand

Meter Number	Read Date	Current Reading	-	Previous Reading	=	Total Used	Multiplier	Billing Period
1000492499	05/02/2023	27,356		26,431		925 kWh	1	32 Days

Charge Details

Avg kWh Used Per Day



Electric Charges

Daily Basic Service Charge	32 days @ \$0.75000	\$24.00
Energy Charge	925 kWh @ \$0.07990/kWh	\$73.91
Fuel Charge	925 kWh @ \$0.05239/kWh	\$48.46
Storm Protection Charge	925 kWh @ \$0.00400/kWh	\$3.70
Clean Energy Transition Mechanism	925 kWh @ \$0.00427/kWh	\$3.95
Storm Surcharge	925 kWh @ \$0.01061/kWh	\$9.81
Florida Gross Receipt Tax		\$4.20

Electric Service Cost

\$168.03

Current Month's Electric Charges

\$168.03

Billing information continues on next page →



Sub-Account #: 211014450640
Statement Date: 06/01/2023

Service Address: 5707 STILL WATER DR, #D, RIVERVIEW, FL 33569-0000

Meter Read

Meter Location: # D

Service Period: 04/01/2023 - 05/02/2023

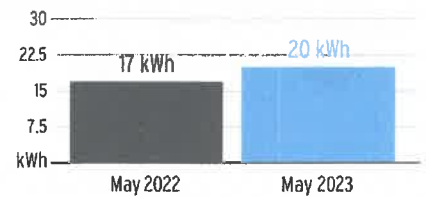
Rate Schedule: General Service - Non Demand

Meter Number	Read Date	Current Reading	-	Previous Reading	=	Total Used	Multiplier	Billing Period
1000492524	05/02/2023	20,781		20,140		641 kWh	1	32 Days

Charge Details

Electric Charges		
Daily Basic Service Charge	32 days @ \$0.75000	\$24.00
Energy Charge	641 kWh @ \$0.07990/kWh	\$51.22
Fuel Charge	641 kWh @ \$0.05239/kWh	\$33.58
Storm Protection Charge	641 kWh @ \$0.00400/kWh	\$2.56
Clean Energy Transition Mechanism	641 kWh @ \$0.00427/kWh	\$2.74
Storm Surcharge	641 kWh @ \$0.01061/kWh	\$6.80
Florida Gross Receipt Tax		\$3.10
Electric Service Cost		\$124.00

Avg kWh Used Per Day



Current Month's Electric Charges

\$124.00

Billing information continues on next page →



Sub-Account #: 211014450897
Statement Date: 06/01/2023

Service Address: 5707 STILL RIVER DR, #A, RIVERVIEW, FL 33569-0000

Meter Read

Meter Location: # A

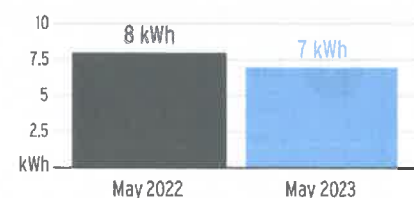
Service Period: 04/01/2023 - 05/02/2023

Rate Schedule: General Service - Non Demand

Meter Number	Read Date	Current Reading	- Previous Reading	= Total Used	Multiplier	Billing Period
1000536130	05/02/2023	8,813	8,575	238 kWh	1	32 Days

Charge Details

Avg kWh Used Per Day



Electric Charges

Daily Basic Service Charge	32 days @ \$0.75000	\$24.00
Energy Charge	238 kWh @ \$0.07990/kWh	\$19.02
Fuel Charge	238 kWh @ \$0.05239/kWh	\$12.47
Storm Protection Charge	238 kWh @ \$0.00400/kWh	\$0.95
Clean Energy Transition Mechanism	238 kWh @ \$0.00427/kWh	\$1.02
Storm Surcharge	238 kWh @ \$0.01061/kWh	\$2.53
Florida Gross Receipt Tax		\$1.54

Electric Service Cost

\$61.53

Current Month's Electric Charges

\$61.53

Billing information continues on next page →



Sub-Account #: 211014451127
Statement Date: 06/01/2023

Service Address: 7330 FALKENBURG RD ENT, RIVERVIEW, FL 33578-0000

Meter Read

Service Period: 04/01/2023 - 05/02/2023

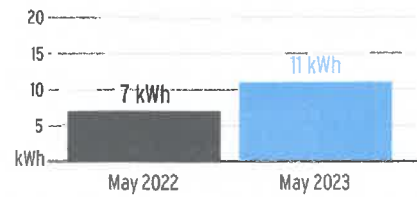
Rate Schedule: General Service - Non Demand

Meter Number	Read Date	Current Reading	Previous Reading	Total Used	Multiplier	Billing Period
1000323057	05/02/2023	25,929	25,579	350 kWh	1	32 Days

Charge Details

	Electric Charges		
	Daily Basic Service Charge	32 days @ \$0.75000	\$24.00
	Energy Charge	350 kWh @ \$0.07990/kWh	\$27.97
	Fuel Charge	350 kWh @ \$0.05239/kWh	\$18.34
	Storm Protection Charge	350 kWh @ \$0.00400/kWh	\$1.40
	Clean Energy Transition Mechanism	350 kWh @ \$0.00427/kWh	\$1.49
	Storm Surcharge	350 kWh @ \$0.01061/kWh	\$3.71
	Florida Gross Receipt Tax		\$1.97
	Electric Service Cost		\$78.88

Avg kWh Used Per Day



Current Month's Electric Charges

\$78.88

	Miscellaneous Credits	
	Deposit Refund	-\$69.00
	During our annual review of accounts, we found that your account is over-secured. We have credited a portion of your deposit to better reflect your typical usage.	
	Interest for Cash Security Deposit	-\$0.79
	Total Current Month's Credits	-\$69.79

Billing information continues on next page →

00000027-0000304-Page 19 of 22



Sub-Account #: 211014451317
Statement Date: 06/01/2023

Service Address: OAK CREEK SF, PH 2B4, TAMPA, FL 33602-0000

Service Period: 04/22/2023 - 05/22/2023

Rate Schedule: Lighting Service

Charge Details



Electric Charges

Lighting Service Items LS-1 (Bright Choices) for 31 days

Lighting Energy Charge	144 kWh @ \$0.03511/kWh	\$5.06
Fixture & Maintenance Charge	9 Fixtures	\$83.07
Lighting Pole / Wire	9 Poles	\$149.85
Lighting Fuel Charge	144 kWh @ \$0.05169/kWh	\$7.44
Storm Protection Charge	144 kWh @ \$0.01466/kWh	\$2.11
Clean Energy Transition Mechanism	144 kWh @ \$0.00036/kWh	\$0.05
Storm Surcharge	144 kWh @ \$0.00326/kWh	\$0.47
Florida Gross Receipt Tax		\$0.39

Lighting Charges **\$248.44**

Current Month's Electric Charges

\$248.44

Billing information continues on next page →



Sub-Account #: 211014451523
Statement Date: 06/01/2023

Service Address: OAK CREEK SF PH2B 2/3, LUTZ, FL 33549-0000

Service Period: 04/22/2023 - 05/22/2023

Rate Schedule: Lighting Service

Charge Details



Electric Charges

Lighting Service Items LS-1 (Bright Choices) for 31 days

Lighting Energy Charge	240 kWh @ \$0.03511/kWh	\$8.43
Fixture & Maintenance Charge	15 Fixtures	\$138.45
Lighting Pole / Wire	19 Poles	\$316.35
Lighting Fuel Charge	240 kWh @ \$0.05169/kWh	\$12.41
Storm Protection Charge	240 kWh @ \$0.01466/kWh	\$3.52
Clean Energy Transition Mechanism	240 kWh @ \$0.00036/kWh	\$0.09
Storm Surcharge	240 kWh @ \$0.00326/kWh	\$0.78
Florida Gross Receipt Tax		\$0.65

Lighting Charges

\$480.68

Current Month's Electric Charges

\$480.68

Billing information continues on next page →



Sub-Account #: 211014451713
Statement Date: 06/01/2023

Service Address: OAK CREEK SF, PH HH, RIVERVIEW, FL 33569-0000

Service Period: 04/22/2023 - 05/22/2023

Rate Schedule: Lighting Service

Charge Details



Electric Charges

Lighting Service Items LS-1 (Bright Choices) for 31 days

Lighting Energy Charge	224 kWh @ \$0.03511/kWh	\$7.86
Fixture & Maintenance Charge	14 Fixtures	\$129.22
Lighting Pole / Wire	14 Poles	\$233.10
Lighting Fuel Charge	224 kWh @ \$0.05169/kWh	\$11.58
Storm Protection Charge	224 kWh @ \$0.01466/kWh	\$3.28
Clean Energy Transition Mechanism	224 kWh @ \$0.00036/kWh	\$0.08
Storm Surcharge	224 kWh @ \$0.00326/kWh	\$0.73
Florida Gross Receipt Tax		\$0.60

Lighting Charges **\$386.45**

Current Month's Electric Charges

\$386.45

Total Current Month's Charges

\$9,893.59

Important Messages

Removing Your Envelope. We've noticed that you have been paying your bill electronically lately. To help cut down on clutter and waste, we are no longer including a remittance envelope with your bill. Should you want to mail in your payment, you can request a payment envelope by calling 813-223-0800 or simply use a regular envelope and address it to TECO P.O. Box 31318, Tampa, Florida 33631-3318.



PARKWAY CENTER CDD
PARKWAY CENTER CDD
BLUE BEECH RD
RIVERVIEW, FL 33569-0000

Statement Date: June 07, 2023

Amount Due: \$647.78

Due Date: June 28, 2023

Account #: 211001800369

DO NOT PAY. Your account will be drafted on June 28, 2023

Account Summary

Current Service Period: May 03, 2023 - June 01, 2023

Previous Amount Due \$647.78

Payment(s) Received Since Last Statement -\$647.78

Current Month's Charges \$647.78

Amount Due by June 28, 2023 \$647.78

Amount not paid by due date may be assessed a late payment charge and an additional deposit.



Scan here to learn more about your redesigned bill and soon-to-come Interactive Bill.

REPORT A POWER OUTAGE

USE ANY OPTION BELOW:

- Log into TECOaccount.com
- Report and check status at TampaElectric.com/OutageMap
- Text OUT to 27079*
- Call 877-588-1010**

* If we don't recognize your number, register at TECOaccount.com.

** 12-digit account number and zip code required.

Learn about your newly redesigned bill and get deeper insights about your usage by visiting TECOaccount.com

To ensure prompt credit, please return stub portion of this bill with your payment.

Account #: 211001800369

Due Date: June 28, 2023

Amount Due: \$647.78

Payment Amount: \$ _____

630396349258

Your account will be drafted on June 28, 2023



Pay your bill online at TampaElectric.com

See reverse side of your paystub for more ways to pay.

Go Paperless, Go Green! Visit TampaElectric.com/Paperless to enroll now.

PARKWAY CENTER CDD
PARKWAY CENTER CDD
2005 PAN AM CIRCLE SUITE 300
TAMPA, FL 33607

Mail payment to:
TECO
P.O. BOX 31318
TAMPA, FL 33631-3318

Make check payable to: TECO
Please write your account number on the memo line of your check.



Service For:
BLUE BEECH RD
RIVERVIEW, FL 33569-0000

Account #: 211001800369
Statement Date: June 07, 2023
Charges Due: June 28, 2023

Service Period: May 03, 2023 - Jun 01, 2023

Rate Schedule: Lighting Service

Charge Details

Important Messages



Electric Charges

Lighting Service Items LS-1 (Bright Choices) for 30 days			
Lighting Energy Charge	240 kWh @ \$0.03511/kWh		\$8.43
Fixture & Maintenance Charge	15 Fixtures		\$138.45
Lighting Pole / Wire	15 Poles		\$483.45
Lighting Fuel Charge	240 kWh @ \$0.05169/kWh		\$12.41
Storm Protection Charge	240 kWh @ \$0.01466/kWh		\$3.52
Clean Energy Transition Mechanism	240 kWh @ \$0.00036/kWh		\$0.09
Storm Surcharge	240 kWh @ \$0.00326/kWh		\$0.78
Florida Gross Receipt Tax			\$0.65
Lighting Charges			\$647.78

Total Current Month's Charges	\$647.78
--------------------------------------	-----------------

00000132-0001313-Page 12 of 18

For more information about your bill and understanding your charges, please visit [TampaElectric.com](https://www.tampaelectric.com)

Ways To Pay Your Bill

- Bank Draft**
Visit TECOaccount.com for free recurring or one time payments via checking or savings account.
- In-Person**
Find list of Payment Agents at TampaElectric.com
- Mail A Check**
Payments:
TECO
P.O. Box 31318
Tampa, FL 33631-3318
Mail your payment in the enclosed envelope.
- Credit or Debit Card**
Pay by credit Card using KUBRA EZ-Pay at TECOaccount.com. Convenience fee will be charged.
- Phone**
Toll Free: **866-689-6469**
- All Other Correspondences:**
Tampa Electric
P.O. Box 111
Tampa, FL 33601-0111

Contact Us

- Online:**
TampaElectric.com

Phone:
Commercial Customer Care:
866-832-6249
Residential Customer Care:
813-223-0800 (Hillsborough)
863-299-0800 (Polk County)
888-223-0800 (All Other Counties)
- Hearing Impaired/TTY:**
7-1-1

Power Outage:
877-588-1010

Energy-Saving Programs:
813-275-3909

Please Note: If you choose to pay your bill at a location not listed on our website or provided by Tampa Electric, you are paying someone who is not authorized to act as a payment agent at Tampa Electric. You bear the risk that this unauthorized party will relay the payment to Tampa Electric and do so in a timely fashion. Tampa Electric is not responsible for payments made to unauthorized agents, including their failure to deliver or timely deliver the payment to us. Such failures may result in late payment charges to your account or service disconnection.



PARKWAY CENTER CDD
7461 S FALKENBURG RD. AND S 78TH ST.
RIVERVIEW, FL 33578

Statement Date: June 07, 2023

Amount Due: \$308.58

Due Date: June 28, 2023

Account #: 221007991963

DO NOT PAY. Your account will be drafted on June 28, 2023

Account Summary

Current Service Period: May 03, 2023 - June 01, 2023

Previous Amount Due	\$308.58
Payment(s) Received Since Last Statement	-\$308.58

Current Month's Charges	\$308.58
-------------------------	----------

Amount Due by June 28, 2023	\$308.58
-----------------------------	----------

Amount not paid by due date may be assessed a late payment charge and an additional deposit.



Scan here to learn more about your redesigned bill and soon-to-come Interactive Bill.

REPORT A POWER OUTAGE

USE ANY OPTION BELOW:

- Log into TECOaccount.com
- Report and check status at TampaElectric.com/OutageMap
- Text OUT to 27079*
- Call 877-588-1010**

* If we don't recognize your number, register at TECOaccount.com.

** 12-digit account number and zip code required.

Learn about your newly redesigned bill and get deeper insights about your usage by visiting TECOaccount.com



To ensure prompt credit, please return stub portion of this bill with your payment.

Account #: 221007991963

Due Date: June 28, 2023

Amount Due: \$308.58

Payment Amount: \$ _____

655087616332

Your account will be drafted on June 28, 2023



Pay your bill online at TampaElectric.com

See reverse side of your paystub for more ways to pay.

Go Paperless, Go Green! Visit TampaElectric.com/Paperless to enroll now.

PARKWAY CENTER CDD
2005 PAN AM CIRCLE SUITE 300
TAMPA, FL 33607

Mail payment to:
TECO
P.O. BOX 31318
TAMPA, FL 33631-3318

Make check payable to: TECO
Please write your account number on the memo line of your check.



Service For:
7461 S FALKENBURG RD. AND S 78TH ST.
RIVERVIEW, FL 33578


Account #: 221007991963
Statement Date: June 07, 2023
Charges Due: June 28, 2023

Service Period: May 03, 2023 - Jun 01, 2023

Rate Schedule: Lighting Service

Charge Details

Important Messages

 Electric Charges		
Lighting Service Items LS-1 (Bright Choices) for 30 days		
Lighting Energy Charge	162 kWh @ \$0.03511/kWh	\$5.69
Fixture & Maintenance Charge	6 Fixtures	\$124.38
Lighting Pole / Wire	6 Poles	\$166.74
Lighting Fuel Charge	162 kWh @ \$0.05169/kWh	\$8.37
Storm Protection Charge	162 kWh @ \$0.01466/kWh	\$2.37
Clean Energy Transition Mechanism	162 kWh @ \$0.00036/kWh	\$0.06
Storm Surcharge	162 kWh @ \$0.00326/kWh	\$0.53
Florida Gross Receipt Tax		\$0.44
Lighting Charges		\$308.58

Total Current Month's Charges **\$308.58**

00000132-0001315-Page 18 of 18

For more information about your bill and understanding your charges, please visit [TampaElectric.com](https://www.tampaelectric.com)

Ways To Pay Your Bill

**Bank Draft**
Visit TECOaccount.com for free recurring or one time payments via checking or savings account.

**In-Person**
Find list of Payment Agents at TampaElectric.com

**Mail A Check**
Payments:
TECO
P.O. Box 31318
Tampa, FL 33631-3318
Mail your payment in the enclosed envelope.
All Other Correspondences:
Tampa Electric
P.O. Box 111
Tampa, FL 33601-0111

**Credit or Debit Card**
Pay by credit Card using KUBRA EZ-Pay at TECOaccount.com. Convenience fee will be charged.

**Phone**
Toll Free: **866-689-6469**

Contact Us

Online:
TampaElectric.com
Phone:
Commercial Customer Care:
866-832-6249
Residential Customer Care:
813-223-0800 (Hillsborough)
863-299-0800 (Polk County)
888-223-0800 (All Other Counties)

Hearing Impaired/TTY:
7-1-1
Power Outage:
877-588-1010
Energy-Saving Programs:
813-275-3909

Please Note: If you choose to pay your bill at a location not listed on our website or provided by Tampa Electric, you are paying someone who is not authorized to act as a payment agent at Tampa Electric. You bear the risk that this unauthorized party will relay the payment to Tampa Electric and do so in a timely fashion. Tampa Electric is not responsible for payments made to unauthorized agents, including their failure to deliver or timely deliver the payment to us. Such failures may result in late payment charges to your account or service disconnection.



PARKWAY CENTER CDD
7461 S FALKENBURG RD
RIVERVIEW, FL 33578

Received
JUN 14 2023

Statement Date: June 07, 2023

Amount Due: \$1,236.57

Due Date: June 28, 2023

Account #: 221008055560

DO NOT PAY. Your account will be drafted on June 28, 2023

Account Summary

Current Service Period: May 03, 2023 - June 01, 2023

Previous Amount Due	\$1,211.29
Payment(s) Received Since Last Statement	-\$1,211.29

Current Month's Charges	\$1,236.57
-------------------------	------------

Amount Due by June 28, 2023	\$1,236.57
-----------------------------	------------

Amount not paid by due date may be assessed a late payment charge and an additional deposit.

Your Energy Insight

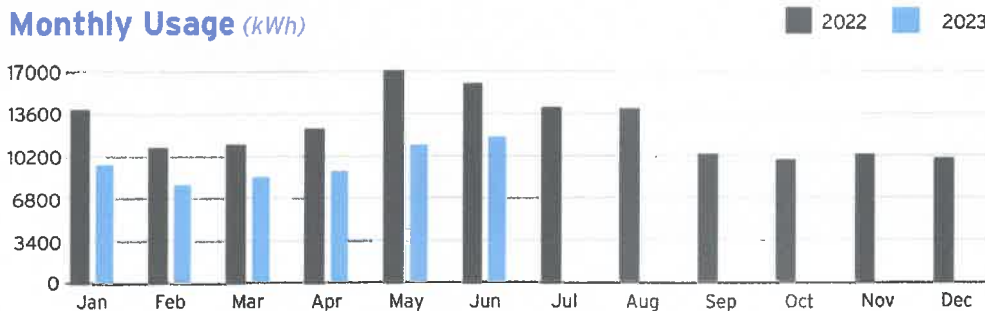
3 Your average daily kWh used was **26.37% lower** than the same period last year.

3 Your peak billing demand was **13.33% lower** than the same period last year.



Scan here to learn more about your redesigned bill and soon-to-come Interactive Bill.

Monthly Usage (kWh)



Learn about your newly redesigned bill and get deeper insights about your usage by visiting TECOaccount.com

REPORT A POWER OUTAGE

USE ANY OPTION BELOW:

- Log into TECOaccount.com
- Report and check status at TampaElectric.com/OutageMap
- Text OUT to 27079*
- Call 877-588-1010**

* If we don't recognize your number, register at TECOaccount.com.

** 12-digit account number and zip code required.



To ensure prompt credit, please return stub portion of this bill with your payment.

Account #: 221008055560

Due Date: June 28, 2023



Pay your bill online at TampaElectric.com

See reverse side of your paystub for more ways to pay.

Go Paperless, Go Green! Visit TampaElectric.com/Paperless to enroll now.

00001863 01 AV 0.47 33607 FTECO106072323193810 00000 03 01000000 014 02 14151 003



PARKWAY CENTER CDD
2005 PAN AM CIR, STE 120
TAMPA, FL 33607-2529

Amount Due: \$1,236.57

Payment Amount: \$ _____

655087616333

Your account will be
drafted on June 28, 2023

Mail payment to:

TECO
P.O. BOX 31318
TAMPA, FL 33631-3318

Make check payable to: TECO

Please write your account number on the memo line of your check.



Service For:
7461 S FALKENBURG RD
RIVERVIEW, FL 33578

Account #: 221008055560
Statement Date: June 07, 2023
Charges Due: June 28, 2023

Meter Read

Meter Location: CLUBHOUSE

Service Period: May 03, 2023 - Jun 01, 2023

Rate Schedule: General Service Demand - Standard

Meter Number	Read Date	Current Reading	Previous Reading	= Total Used	Multiplier	Billing Period
1000813546	06/01/2023	86,794	75,053	11,741 kWh	1	30 Days
1000813546	06/01/2023	25.84	0	25.84 kW	1	30 Days

Charge Details



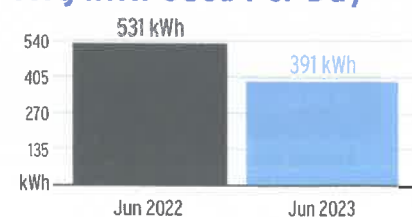
Electric Charges

Daily Basic Service Charge	30 days @ \$1.08000	\$32.40
Billing Demand Charge	26 kW @ \$14.13000/kW	\$367.38
Energy Charge	11,741 kWh @ \$0.00736/kWh	\$86.41
Fuel Charge	11,741 kWh @ \$0.05239/kWh	\$615.11
Capacity Charge	26 kW @ -\$0.06000/kW	-\$1.56
Storm Protection Charge	26 kW @ \$0.62000/kW	\$16.12
Energy Conservation Charge	26 kW @ \$0.88000/kW	\$22.88
Environmental Cost Recovery	11,741 kWh @ \$0.00084/kWh	\$9.86
Clean Energy Transition Mechanism	26 kW @ \$1.12000/kW	\$29.12
Storm Surcharge	11,741 kWh @ \$0.00238/kWh	\$27.94
Florida Gross Receipt Tax		\$30.91


Electric Service Cost

\$1,236.57

Avg kWh Used Per Day



Billing Demand (kW)



Total Current Month's Charges

\$1,236.57

For more information about your bill and understanding your charges, please visit TampaElectric.com

Ways To Pay Your Bill



Bank Draft

Visit TECOaccount.com for free recurring or one time payments via checking or savings account.



In-Person

Find list of Payment Agents at TampaElectric.com



Mail A Check

Payments:
TECO
P.O. Box 31318
Tampa, FL 33631-3318
Mail your payment in the enclosed envelope.



Credit or Debit Card

Pay by credit Card using KUBRA EZ-Pay at TECOaccount.com. Convenience fee will be charged.



Phone

Toll Free:
866-689-6469

All Other Correspondences:
Tampa Electric
P.O. Box 111
Tampa, FL 33601-0111

Contact Us

Online:

TampaElectric.com

Phone:

Commercial Customer Care:

866-832-6249

Residential Customer Care:

813-223-0800 (Hillsborough)

863-299-0800 (Polk County)

888-223-0800 (All Other Counties)

Hearing Impaired/TTY:

7-1-1

Power Outage:

877-588-1010

Energy-Saving Programs:

813-275-3909

Please Note: If you choose to pay your bill at a location not listed on our website or provided by Tampa Electric, you are paying someone who is not authorized to act as a payment agent at Tampa Electric. You bear the risk that this unauthorized party will relay the payment to Tampa Electric and do so in a timely fashion. Tampa Electric is not responsible for payments made to unauthorized agents, including their failure to deliver or timely deliver the payment to us. Such failures may result in late payment charges to your account or service disconnection.



504 S. 56th street
Tampa, Florida 33619
813 317 7788
flicraftsman@yahoo.com

ALL A/C AND REFRIGERATION LLC

Invoice

Bill To: Parkway CDD
gene.roberts@merituscorp.com

Invoice No: 358
Date: 06/09/2023
Terms: NET 30
Due Date: 07/09/2023

Description	Quantity	Rate	Amount
A/c maintenance. Replaced filters and cleaned and flushed coils and drains.	1	\$200.00	\$200.00
Parts Subtotal			\$200.00
Subtotal			\$200.00
TAX 7.5%			\$15.00
Total			\$215.00
PAID			\$0.00
Balance Due			\$215.00

ACCOUNT NUMBER: 204005429
AMOUNT DUE: \$91.90
TERMS: Due 30 Days From Invoice

INVOICE NO: 805707434
INVOICE DATE: 05/31/2023
BILL TO: PARKWAY CDD
2005 PAM AM CIRCLE SUITE 300
TAMPA FL 33607-6008


GRAND TOTAL FOR ALL PARKWAY CDD LOCATIONS		
Extended Amount	Taxes	Total Amount Due
\$81.54	\$10.36	\$91.90

PAY ONLY \$81.54 - DO NOT PAY TAX

Please see next page(s) for account detail.

Messages:

We periodically review and revise our standard Terms & Conditions. Visit our company website to read the T&C that apply. Effective July 15, 2020, the HazMat & Safety Compliance Fee is \$11.99 (where applicable). For more information, please visit the company's website to review our Terms & Conditions.

 **Contact Us:** Billing, Service & Delivery: 813-626-9111 or www.amerigas.com/contact

Mailing Address:
AmeriGas - 7006

THANK YOU FOR YOUR BUSINESS!

AMERIGAS - 7006
CORRESPONDENCE ONLY
PO BOX 45264
WESTLAKE, OH 44145

Account No.	Invoice No.	Invoice Date	Amount Due
204005429	805707434	05/31/2023	\$91.90

TOTAL AMOUNT ENCLOSED \$ \$81.54

Please return this portion with your payment

☐ **Account or user address change?**
If yes, please check box and complete reverse side.

PARKWAY CDD
2005 PAN AM CIR STE 300
TAMPA FL 33607-6008

REMIT PAYMENT ONLY
PO BOX 371473
PITTSBURGH PA 15250-7473

0204005429000080570743400000000091900

ACCOUNT NUMBER: 204005429
AMOUNT DUE: \$91.90
TERMS: Due 30 Days From Invoice

INVOICE NO: 805707434
INVOICE DATE: 05/31/2023
BILL TO: PARKWAY CDD
2005 PAM AM CIRCLE SUITE 300
TAMPA FL 33607-6008

LOCATION:
PARKWAY CDD
7461 S FAULKENBURG RD
TAMPA FL 33619

SHIP-TO NUMBER: 103939597 **DELIVERED BY:** AmeriGas

Detail of Current Activity

Date	Ref No.	Description	PO Number	Misc. ID	Unit Price	Quantity	Extended Amount	Taxes	Amount Due
07/13/22	703200673	Propane			2.849	21.3	\$60.68		\$91.90
		HazMat Fee - T					\$11.99		
		Fuel Recovery Fee-T					\$8.87		
		State Sales Tax						\$4.89	
		County Sales Tax						\$1.22	
		Cnty,Cty,Lo Exc Tax						\$4.25	
		TOTAL BULK				21.3	\$81.54		\$91.90
		TOTAL CYLINDER				0.0	\$0.00		\$0.00
		TOTAL OTHER				0.0	\$0.00		\$0.00
							Extended Amount	Taxes	Amount Due
LOCATION TOTAL							\$81.54	\$10.36	\$91.90
							Extended Amount	Taxes	Amount Due
GRAND TOTAL FOR ALL PARKWAY CDD LOCATIONS							\$81.54	\$10.36	\$91.90



Received

JUN 20 2023

REMITTANCE ADDRESS
Post Office Box 830719
Birmingham, Alabama 35283-0719
Main: (205) 251-3000
<https://www.BURR.com/payment/>
Tax ID #63-0322727

PARKWAY CENTER CDD
c/o MERITUS CORP.
2005 PAN AM CIRCLE, STE 300
TAMPA, FL 33607-2529

16 Jun 2023
Invoice # 1395988
Bill Atty: S. Steady
As of 05/31/23

1202882 PARKWAY CENTER CDD
0002817 Parkway General File

BILL SUMMARY THROUGH MAY 31, 2023

Professional Services	\$1,560.00
Disbursements	\$7.80
TOTAL DUE THIS BILL	\$1,567.80

WIRING/ACH INSTRUCTIONS:

Account Name:	Burr & Forman LLP 420 North 20 th Street, Suite 3400 Birmingham, Alabama 35203
Bank Name:	Wells Fargo Bank 420 Montgomery Street San Francisco, CA 94104
Wire Routing Transit Number:	121000248
ACH Routing Transit Number:	062000080
Account Number:	2000686788359
SWIFT Code:	WFBIUS6S

PLEASE EMAIL REMITTANCE ADVICE TO:
AccountsReivable@burr.com

REMITTANCE COPY

PLEASE INCLUDE THE INVOICE NUMBER or CLIENT ID WITH YOUR PAYMENT

For your convenience, pay online at <https://www.Burr.com/payment> (Bank Draft or Credit Card)

Please direct inquiries to Ereina Guzman at eguzman@burr.com or BFReceivables@burr.com

BURR & FORMAN LLP

1202882 PARKWAY CENTER CDD
0002817 Parkway General File

16 Jun 2023
Invoice # 1395988
Page 2

PARKWAY CENTER CDD
c/o MERITUS CORP.
2005 PAN AM CIRCLE, STE 300
TAMPA, FL 33607-2529

16 Jun 2023
Invoice # 1395988
Bill Atty: S. Steady
As of 05/31/23

EMPLOYER I.D. #63-0322727

1202882 PARKWAY CENTER CDD
0002817 Parkway General File

Date	Description	Tkpr	Hours	Rate	Value
05/03/23	Review plats for easement along ponds; email Tonja regarding easements; draft letter to homeowners; email to Tonja.	SIS	1.50	325.00	\$487.50
05/05/23	Finalize letter and forward to Tonja for her review.	SIS	0.50	325.00	\$162.50
05/05/23	Call with Chair to discuss outstanding issues.	SIS	0.30	325.00	\$97.50
05/09/23	Email draft letter to Board.	SIS	0.20	325.00	\$65.00
05/15/23	Emails to Tonja and Joanne.	SIS	0.20	325.00	\$65.00
05/25/23	Briefly review LMP proposal; email Gene for request.	SIS	0.30	325.00	\$97.50
05/26/23	Work on landscape contract.	SIS	1.00	325.00	\$325.00
05/30/23	Finalize landscape contract and email to Gene.	SIS	0.80	325.00	\$260.00
Total Services					\$1,560.00

Date	Disbursements	Value
05/17/23	Postage – VENDOR: Postage (Import) INVOICE#: MAY-23 DATE: 5/30/2023	0.60

BURR & FORMAN LLP

1202882 PARKWAY CENTER CDD
0002817 Parkway General File

16 Jun 2023
Invoice # 1395988
Page 3

Date	Disbursements	Value
05/17/23	Postage Import Postage – VENDOR: Postage (Import) INVOICE#: MAY-23 DATE: 5/30/2023	0.60
05/17/23	Postage Import Postage – VENDOR: Postage (Import) INVOICE#: MAY-23 DATE: 5/30/2023	0.60
05/17/23	Postage Import Postage – VENDOR: Postage (Import) INVOICE#: MAY-23 DATE: 5/30/2023	0.60
05/17/23	Postage Import Postage – VENDOR: Postage (Import) INVOICE#: MAY-23 DATE: 5/30/2023	0.60
05/17/23	Postage Import Postage – VENDOR: Postage (Import) INVOICE#: MAY-23 DATE: 5/30/2023	0.60
05/17/23	Postage Import Postage – VENDOR: Postage (Import) INVOICE#: MAY-23 DATE: 5/30/2023	0.60
05/17/23	Postage Import Postage – VENDOR: Postage (Import) INVOICE#: MAY-23 DATE: 5/30/2023	0.60
05/17/23	Postage Import Postage – VENDOR: Postage (Import) INVOICE#: MAY-23 DATE: 5/30/2023	0.60
05/17/23	Postage Import Postage – VENDOR: Postage (Import) INVOICE#: MAY-23 DATE: 5/30/2023	0.60
05/17/23	Postage Import Postage – VENDOR: Postage (Import) INVOICE#: MAY-23 DATE: 5/30/2023	0.60
05/17/23	Postage Import Postage – VENDOR: Postage (Import) INVOICE#: MAY-23 DATE: 5/30/2023	0.60
05/17/23	Postage Import Postage – VENDOR: Postage (Import) INVOICE#: MAY-23 DATE: 5/30/2023	0.60
05/17/23	Postage Import Postage – VENDOR: Postage (Import) INVOICE#: MAY-23 DATE: 5/30/2023	0.60
05/17/23	Postage Import Postage – VENDOR: Postage (Import) INVOICE#: MAY-23 DATE: 5/30/2023	0.60
	Total Disbursements	\$7.80

BURR & FORMAN LLP

1202882 PARKWAY CENTER CDD
0002817 Parkway General File

16 Jun 2023
Invoice # 1395988
Page 4

Total Services and Disbursements	<u>\$1,567.80</u>
TOTAL NOW DUE	<u>\$1,567.80</u>

SUMMARY OF SERVICES

<u>Name</u>	<u>Rate</u>	<u>Hours</u>	<u>Amount</u>
Scott I. Steady	\$325.00	<u>4.80</u>	<u>\$1,560.00</u>
TOTALS		4.80	\$1,560.00

JUN 20 2023

Please remit your check together with the Payment Slip from the last page of this invoice.

DKS Cellular Subscription

INVOICE

INVOICE#

2042012

INVOICE DATE

June 14, 2023

Monica Alvarez
Parkway Center CDD
2005 Pan Am Circle
Suite 300
Tampa, FL 33607

User ID: ParkwayCenter

Period Starts: May 14, 2023

Period Ends: June 13, 2023

Previous Balance: \$32.95 **Note: All \$ amounts are in US Dollars.**
Payment Received: (\$32.95)
New Charges: \$32.95
Total Amount Due: \$32.95 USD Due upon receipt

Payments

Date	Details	Amount
6/8/2023	Check received	(\$32.95)

Cell Systems

From	To	Name	Phone	MC	Min	Transfer	Amount
5/14/2023	6/13/2023		813 230 5734	9999	0	44	\$32.95

Summary	Total Amount Due
This amount is due upon receipt	\$32.95 USD

Cut along the dotted line and include with the check.
Please also write the Invoice Number (" 2042012 ") on your check.

Invoice# 2042012
Dated June 14, 2023
User ID ParkwayCenter
Period Starts: May 14, 2023
Period Ends: June 13, 2023
Amount Due: **\$32.95 USD**

Payment To:
DoorKing Inc.
IM Server Payments
120 S. Glasgow Avenue
Inglewood, CA 90301

Eco Pest Solutions
PO BOX 1062
Mulberry, FL 33860 US
863-318-7378
ecopestsolutions1@gmail.com
eco-pestsolutions.com

Invoice



BILL TO
Parkway Center 7461 S Falkenburg Rd Riverview, FL 33578

INVOICE #	DATE	TOTAL DUE	DUE DATE	TERMS	ENCLOSED
12281	06/27/2023	\$150.00	07/01/2023	Due on receipt	

DATE		DESCRIPTION	QTY	RATE	AMOUNT
	COMMERCIAL PEST CONTROL	June service	1	150.00	150.00

BALANCE DUE **\$150.00**



Invoice

Date	Invoice #
6/4/2023	3097

Bill To
Inframark Parkway CDD Attn: Gene Roberts 2005 Pan Am Circle #300 Tampa, FL 33607

P.O. No.	Terms

Item	Description	Qty	Rate	Amount
Printing & Reprod...	Oak Creek "No Trespassing Sign" 24x18 (3mm) maxmetal panel with full color outdoor print and gloss laminate and black back. 7-ft decorative fluted black post and acorn finial. (2) black post clamps. No decorative base.	1	300.00	300.00
Install (Signage)	Install and assemble the above signs with short decorative fluted black post and acorn finial top using cement 2-ft in ground. Includes Fuel / Drive Time (To Riverview)	1	125.00	125.00

Subtotal	\$425.00
Sales Tax (7.0%)	\$0.00
Total	\$425.00
Payments/Credits	\$0.00
Balance Due	\$425.00

Phone #	Fax #	E-mail
(727) 480-6514	(727) 836-9783	mike@fcgmarketing.com



201 EXECUTIVE CENTER DR., SUITE 100
COLUMBIA, SC 29210

Return Service Requested

Invoice Date: 05/04/2023

PARKWAY CENTER COMMUNITY DEVELOPMENT DISTRICT
BRIAN HOWELL
7461 FALKENBURG ROAD S.
RIVERVIEW, FL 33578

Remittance Section

Contract Number:

41082792

Due Date:

5/25/2023

Amount Due:

\$319.46

This statement is for information purposes only. We will be debiting the bank account you provided to us for the amount due on the due date as specified above.

000410827922023050400000319463

Keep lower portion for your records - Please return upper portion with your payment.



DUE DATE	CONTRACT NO.	EQUIPMENT DESCRIPTION
5/25/2023	41082792	FITNESS EQUIPMENT
CUSTOMER NAME		
PARKWAY CENTER COMMUNITY DEVELOPMENT DISTRICT		

PH: 888-978-6353

Important Messages

INTRODUCING... <http://my.navitascredit.com>

Managing your account at Navitas has never been easier. Your secure sign-on lets you access your account when it's convenient for you. 24X7 service at my.navitascredit.com is now a simple click away.

- ➔ Update Account Information
- ➔ Manage Payments
- ➔ Download Invoices
- ➔ Access Additional Credit

Register Today at: <http://my.navitascredit.com>
Click the Link Above



CONTRACT NUMBER	DESCRIPTION	DUE DATE	PAYMENT AMOUNT	SALES/USE TAX	LATE CHARGE	INSURANCE CHARGES	OTHER CHARGES	TOTAL AMOUNT
41082792-1	Contract Payment	05/25/2023	\$298.61			\$20.85		\$319.46
SUBTOTALS:			\$298.61			\$20.85		\$319.46

Have you moved or changed your phone number or email address?

Please log onto my.navitascredit.com or email customerservice@navitascredit.com

Your Opinion Matters

Navitas values your opinion; the more we listen to our customers, the better we can satisfy their equipment financing needs. Please take a few minutes to let us know how we are doing. Click the link below to get started.

<https://engage.navitascredit.com/Satisfaction-Survey>

Thank you for your business!

IMPORTANT REMINDER: Enclose remittance slip with your check and remit to the address shown below for payments to ensure accurate and timely processing of your payment. For prompt review and handling, please send other correspondence and notices separately to the attention of: **NAVITAS CREDIT CORP. 201 EXECUTIVE CENTER DR. SUITE 100 COLUMBIA, SC 29210**



PH: 888-978-6353

DUE DATE	CONTRACT NO.	EQUIPMENT DESCRIPTION
5/25/2023	41082792	FITNESS EQUIPMENT
CUSTOMER NAME		
PARKWAY CENTER COMMUNITY DEVELOPMENT DISTRICT		

For Payments

Online: <http://my.navitascredit.com>

By Check:

NAVITAS CREDIT CORP.
PO BOX 935204
ATLANTA, GA 311935204

To Reach Us:

- By phone: 888-978-6353
- Customer service hours of operation: 8:30 AM to 5:00 PM, Mon-Fri Eastern Time
- By e-mail: customerservice@navitascredit.com
- For correspondence other than payments:

NAVITAS CREDIT CORP.
201 EXECUTIVE CENTER DR.
SUITE 100
COLUMBIA, SC 29210

For 24/7 online support, visit us @ <http://my.navitascredit.com>



201 EXECUTIVE CENTER DR., SUITE 100
COLUMBIA, SC 29210

Return Service Requested

Invoice Date: 06/04/2023

PARKWAY CENTER COMMUNITY DEVELOPMENT DISTRICT
BRIAN HOWELL
7461 FALKENBURG ROAD S.
RIVERVIEW, FL 33578

Remittance Section

Contract Number: 41082792
Due Date: 6/25/2023
Amount Due: **\$319.46**

This statement is for information purposes only. We will be debiting the bank account you provided to us for the amount due on the due date as specified above.

000410827922023060400000319462

Keep lower portion for your records - Please return upper portion with your payment.



DUE DATE	CONTRACT NO.	EQUIPMENT DESCRIPTION
6/25/2023	41082792	FITNESS EQUIPMENT
CUSTOMER NAME		
PARKWAY CENTER COMMUNITY DEVELOPMENT DISTRICT		

PH: 888-978-6353

Important Messages

INTRODUCING... <http://my.navitascredit.com>

Managing your account at Navitas has never been easier. Your secure sign-on lets you access your account when it's convenient for you. 24X7 service at my.navitascredit.com is now a simple click away.

- ➔ Update Account Information
- ➔ Manage Payments
- ➔ Download Invoices
- ➔ Access Additional Credit

Register Today at: <http://my.navitascredit.com>
Click the Link Above



CONTRACT NUMBER	DESCRIPTION	DUE DATE	PAYMENT AMOUNT	SALES/USE TAX	LATE CHARGE	INSURANCE CHARGES	OTHER CHARGES	TOTAL AMOUNT
41082792-1	Contract Payment	06/25/2023	\$298.61			\$20.85		\$319.46
SUBTOTALS:			\$298.61			\$20.85		\$319.46

Have you moved or changed your phone number or email address?

Please log onto my.navitascredit.com or email customerservice@navitascredit.com

Your Opinion Matters

Navitas values your opinion; the more we listen to our customers, the better we can satisfy their equipment financing needs. Please take a few minutes to let us know how we are doing. Click the link below to get started.

<https://engage.navitascredit.com/Satisfaction-Survey>

Thank you for your business!

IMPORTANT REMINDER: Enclose remittance slip with your check and remit to the address shown below for payments to ensure accurate and timely processing of your payment. For prompt review and handling, please send other correspondence and notices separately to the attention of: **NAVITAS CREDIT CORP. 201 EXECUTIVE CENTER DR. SUITE 100 COLUMBIA, SC 29210**



PH: 888-978-6353

DUE DATE	CONTRACT NO.	EQUIPMENT DESCRIPTION
6/25/2023	41082792	FITNESS EQUIPMENT
CUSTOMER NAME		
PARKWAY CENTER COMMUNITY DEVELOPMENT DISTRICT		

For Payments

Online: <http://my.navitascredit.com>

By Check:

NAVITAS CREDIT CORP.
PO BOX 935204
ATLANTA, GA 311935204

To Reach Us:

- By phone: 888-978-6353
- Customer service hours of operation: 8:30 AM to 5:00 PM, Mon-Fri Eastern Time
- By e-mail: customerservice@navitascredit.com
- For correspondence other than payments:

NAVITAS CREDIT CORP.
201 EXECUTIVE CENTER DR.
SUITE 100
COLUMBIA, SC 29210

For 24/7 online support, visit us @ <http://my.navitascredit.com>



201 EXECUTIVE CENTER DR., SUITE 100
COLUMBIA, SC 29210

Return Service Requested

Invoice Date: 06/04/2023

PARKWAY CENTER COMMUNITY DEVELOPMENT DISTRICT
2005 PAN AM CIRCLE SUITE 300
TAMPA FL 33607-6008

Remittance Section

Contract Number: 40819292
Due Date: 6/25/2023
Amount Due: **\$804.78**

This statement is for information purposes only. We will be debiting the bank account you provided to us for the amount due on the due date as specified above.

000408192922023060400000804786

Keep lower portion for your records - Please return upper portion with your payment.



DUE DATE	CONTRACT NO.	EQUIPMENT DESCRIPTION
6/25/2023	40819292	FITNESS EQUIPMENT PER SCHEDULE
CUSTOMER NAME		"A"
PARKWAY CENTER COMMUNITY DEVELOPMENT DISTRICT		

PH: 888-978-6353

Important Messages

INTRODUCING... <http://my.navitascredit.com>

Managing your account at Navitas has never been easier. Your secure sign-on lets you access your account when it's convenient for you. 24X7 service at my.navitascredit.com is now a simple click away.

- Update Account Information
- Manage Payments
- Download Invoices
- Access Additional Credit

Register Today at: <http://my.navitascredit.com>
Click the Link Above



CONTRACT NUMBER	DESCRIPTION	DUE DATE	PAYMENT AMOUNT	SALES/USE TAX	LATE CHARGE	INSURANCE CHARGES	OTHER CHARGES	TOTAL AMOUNT
40819292-1	Contract Payment	06/25/2023	\$766.03			\$38.75		\$804.78
SUBTOTALS:			\$766.03			\$38.75		\$804.78

Have you moved or changed your phone number or email address?

Please log onto my.navitascredit.com or email customerservice@navitascredit.com

Your Opinion Matters

Navitas values your opinion; the more we listen to our customers, the better we can satisfy their equipment financing needs. Please take a few minutes to let us know how we are doing. Click the link below to get started.

<https://engage.navitascredit.com/Satisfaction-Survey>

Thank you for your business!

IMPORTANT REMINDER: Enclose remittance slip with your check and remit to the address shown below for payments to ensure accurate and timely processing of your payment. For prompt review and handling, please send other correspondence and notices separately to the attention of: **NAVITAS CREDIT CORP. 201 EXECUTIVE CENTER DR. SUITE 100 COLUMBIA, SC 29210**



PH: 888-978-6353

DUE DATE	CONTRACT NO.	EQUIPMENT DESCRIPTION
6/25/2023	40819292	FITNESS EQUIPMENT PER SCHEDULE
CUSTOMER NAME		"A"
PARKWAY CENTER COMMUNITY DEVELOPMENT DISTRICT		

For Payments

Online: <http://my.navitascredit.com>

By Check:

NAVITAS CREDIT CORP.
PO BOX 935204
ATLANTA, GA 311935204

To Reach Us:

- By phone: 888-978-6353
- Customer service hours of operation: 8:30 AM to 5:00 PM, Mon-Fri Eastern Time
- By e-mail: customerservice@navitascredit.com
- For correspondence other than payments:

NAVITAS CREDIT CORP.
201 EXECUTIVE CENTER DR.
SUITE 100
COLUMBIA, SC 29210

For 24/7 online support, visit us @ <http://my.navitascredit.com>

CHECK REQUEST FORM
Parkway Center

Date: 6/19/2023

Invoice#: 06062023-1

Vendor#: V00115

Vendor Name: Parkway Center

Pay From: Wells Fargo Acct# 1958

Description: Series 2008 - FY 23 Tax Dist. ID 624

Code to: 200.103200.1000

Amount: \$587.71

Requested By: Teresa Farlow 6/19/2023

PARKWAY CENTER CDD

DISTRICT CHECK REQUEST

Today's Date 6/6/2023
Check Amount \$587.71
Payable To Parkway Center CDD
Check Description Series 2008 - FY 22 Tax Dist. ID 624
Special Instructions Do not mail. Please give to Eric Davidson

(Please attach all supporting documentation: invoices, receipts, etc.)

Eric

Authorization

DM	
Fund	<u>001</u>
G/L	<u>20702</u>
Object Code	
Chk #	_____ Date _____

PARKWAY CENTER CDD

TAX REVENUE RECEIPTS AND TRANSFER SCHEDULE Fiscal Year 2023, Tax Year 2022

	FY 2023	
Dollar Amounts		
Net O&M	\$ 959,999.97	0.532074
Net DS '18-1	\$ 381,955.70	0.211696
Net DS '08	\$ 172,873.92	0.095814
Net DS '18-2	\$ 289,431.87	0.160416
Net Total	1,804,261.46	1.000000

Date Received	Amount Received	53.21%	53.21%	21.17%	21.17%	9.58%	9.58%	16.04%	16.04%	Proof	Date Transferred / Distribution ID	Notes / CDD check
		Raw Numbers	Rounded Operations Revenue	Raw Numbers	Rounded 2018-1 Debt Service Revenue	Raw Numbers	Rounded 2008 Debt Service Revenue	Raw Numbers	Rounded 2018-2 AMENITY Debt Service Revenue			
11/3/2022	15,775.88	8,393.94	8,393.94	3,339.69	3,339.69	1,511.55	1,511.55	2,530.70	2,530.70	-	595	5907
11/16/2022	84,018.50	44,704.06	44,704.06	17,786.38	17,786.38	8,050.15	8,050.15	13,477.91	13,477.91	-	598	5907
11/22/2022	46,159.57	24,560.31	24,560.31	9,771.80	9,771.80	4,422.73	4,422.73	7,404.73	7,404.73	-	599	5907
11/28/2022	107,230.45	57,054.53	57,054.53	22,700.26	22,700.26	10,274.18	10,274.18	17,201.48	17,201.48	-	600	5945
12/6/2022	1,388,579.19	738,826.88	738,826.88	293,956.66	293,956.66	133,045.33	133,045.33	222,750.32	222,750.32	-	602	5931/5931/5932
12/13/2022	24,775.85	13,182.59	13,182.59	5,244.95	5,244.95	2,373.87	2,373.87	3,974.44	3,974.44	-	604	5961
1/5/2023	90,287.74	48,039.76	48,039.76	19,113.55	19,113.55	8,650.83	8,650.83	14,483.60	14,483.60	-	606	5979
2/3/2023	15,880.06	8,449.37	8,449.37	3,361.75	3,361.75	1,521.53	1,521.53	2,547.42	2,547.42	(0.01)	610	5982
1/23/2023	801.60	426.51	426.51	169.70	169.70	76.80	76.80	128.59	128.59	-	Interest	5993
3/2/2023	6,354.39	3,381.01	3,381.01	1,345.20	1,345.20	608.84	608.84	1,019.35	1,019.35	(0.01)	613	6004
4/6/2023	21,412.65	11,393.11	11,393.11	4,532.97	4,532.97	2,051.63	2,051.63	3,434.93	3,434.93	0.01	616	6034
4/11/2023	65.30	34.74	34.74	13.82	13.82	6.26	6.26	10.48	10.48	-	Interest	6050
5/5/2023	6,639.10	3,532.49	3,532.49	1,405.47	1,405.47	636.12	636.12	1,065.02	1,065.02	-	620	6050
6/6/2023	6,133.87	3,263.67	3,263.67	1,298.52	1,298.52	587.71	587.71	983.97	983.97	-	624	
6/16/2023	15,693.06	8,349.87	8,349.87	3,322.16	3,322.16	1,503.61	1,503.61	2,517.42	2,517.42	-	626	
		-	-	-	-	-	-	-	-	-	-	
		-	-	-	-	-	-	-	-	-	-	
TOTAL	1,829,807.21	973,592.84	973,592.84	387,362.87	387,362.87	175,321.15	175,321.15	293,530.35	293,530.35	-		
Net Total on Roll	1,804,261.46			381,955.70			172,873.92	289,431.87	289,431.87			
Collection Surplus / (Deficit)	25,545.75			5,407.17			2,447.23	4,098.49	4,098.49			

624

Hillsborough County Tax Collector - Distribution of Property Tax Summary by Agency for 05-01-2023 to 05-31-2023 dated 06-06-2023 - Run 06/04/2023 10:30PM

Distribution ID	Act System Num	Agency Code	Funding Agency	Tax	Fees	Penalty	Interest	Discount	Allocated	Commission	Distributed Amt
624	DN022031	FNSD 00031	BLOOMINGDALE OAKS SDD	90.00	0.00	0.00	2.70	0.00	92.70	1.86	90.84
624	DN022032	FNSD 00032	TARAWOOD SDD	50.00	0.00	0.00	7.50	0.00	257.50	5.15	252.35
624	DN022033	FNSD 00033	VILLAGE ESTATES WEST SDD	150.00	0.00	0.00	4.50	0.00	154.50	3.09	151.41
624	DN022034	FNSD 00034	PARKWAY CENTER CDD	6,076.76	0.00	0.00	182.29	0.00	6,259.05	125.18	6,133.87
624	DN022036	FNSD 00036	CHEVAL WEST CDD	1,943.00	0.00	0.00	58.29	0.00	2,001.29	40.03	1,961.26
624	DN022037	FNSD 00037	WESTCHASE CDD	12,960.01	0.00	0.00	388.82	0.00	13,348.83	266.97	13,081.86
624	DN022040	FNSD 00040	CORY LAKES CDD	7,946.68	0.00	0.00	238.41	0.00	8,185.09	163.71	8,021.38
624	DN022041	FNSD 00041	TAMPA DOWNTOWN DEVELOPMENT	5,771.24	0.00	0.00	173.13	0.00	5,944.37	118.89	5,825.48
624	DN022043	FNSD 00043	WESTSHORE BUSINESS DISTRICT	505.22	0.00	0.00	7.00	-0.01	512.21	10.25	501.96
624	DN022044	FNSD 00044	BOYETTE SPRINGS SDD	297.83	0.00	0.00	8.93	0.00	306.76	6.14	300.62
624	DN022047	FNSD 00047	TAMPA PALMS OST CDD	6,810.10	0.00	0.00	204.30	0.00	7,014.40	140.29	6,874.11
624	DN022048	FNSD 00048	WATERFORD SDD	1,100.00	0.00	0.00	33.00	0.00	1,133.00	22.66	1,110.34
624	DN022049	FNSD 00049	BUCKHORN ESTATES SDD	65.00	0.00	0.00	1.95	0.00	66.95	1.34	65.61
624	DN022051	FNSD 00051	LAKE ST CHARLES CDD	1,500.00	0.00	0.00	45.00	0.00	1,545.00	30.90	1,514.10
624	DN022053	FNSD 00053	ARBOR GREENE CDD	8,439.42	0.00	0.00	253.19	0.00	8,692.61	173.85	8,518.76
624	DN022055	FNSD 00055	HERITAGE HARBOR CDD	1,862.64	0.00	0.00	56.48	0.00	1,939.12	38.78	1,900.34
624	DN022056	FNSD 00056	BUCKHORN OAKS SDD	300.00	0.00	0.00	9.00	0.00	309.00	6.18	302.82
624	DN022057	FNSD 00057	HERITAGE ISLES CDD	7,365.41	0.00	0.00	149.80	0.00	7,515.21	150.31	7,364.90
624	DN022058	FNSD 00058	EASTLAKE PARK SDD	300.00	0.00	0.00	9.00	0.00	309.00	6.18	302.82
624	DN022060	FNSD 00060	TAMPA SHORES SDD	100.00	0.00	0.00	3.00	0.00	103.00	2.06	100.94
624	DN022061	FNSD 00061	COVINGTON PARK CDD	5,373.96	0.00	0.00	161.22	0.00	5,535.18	110.70	5,424.48
624	DN022062	FNSD 00062	HARBOR BAY CDD	21,053.59	0.00	0.00	631.61	0.00	21,685.20	433.71	21,251.49

626

Hillsborough County Tax Collector - Distribution by Agency - CURRENT YEAR - dated 06-16-2023 - Run 06/15/2023 12:20PM

Distribution Category	Distribution ID	Act System Num	Funding Agency	Tax	Fees	Penalty	Interest	Discount	Allocated	Commission	Distributed Amt
Real Estate Delinquent	626	DN022025	HICKORY HILL SDD	460.00	0.00	0.00	13.80	0.00	473.80	9.47	464.33
Real Estate Delinquent	626	DN022026	LAKE MAGDALENE ESTATES W SDD	400.00	0.00	0.00	12.00	0.00	412.00	8.24	403.76
Real Estate Delinquent	626	DN022027	HAMMOCK WOODS SDD	290.00	0.00	0.00	8.70	0.00	298.70	5.97	292.73
Real Estate Delinquent	626	DN022029	SOUTH POINTE SDD	70.00	0.00	0.00	2.10	0.00	72.10	1.44	70.66
Real Estate Delinquent	626	DN022030	NORTH POINTE SDD	500.00	0.00	0.00	15.00	0.00	515.00	10.30	504.70
Real Estate Delinquent	626	DN022031	BLOOMINGDALE OAKS SDD	90.00	0.00	0.00	2.70	0.00	92.70	1.85	90.85
Real Estate Delinquent	626	DN022032	TARAWOOD SDD	750.00	0.00	0.00	22.50	0.00	772.50	15.45	757.05
Real Estate Delinquent	626	DN022033	VILLAGE ESTATES WEST SDD	450.00	0.00	0.00	13.50	0.00	463.50	9.27	454.23
Real Estate Delinquent	626	DN022034	PARKWAY CENTER CDD	15,546.93	0.00	0.00	466.39	0.00	16,013.32	320.26	15,693.06
Real Estate Delinquent	626	DN022036	CHEVAL WEST CDD	10,844.54	0.00	0.00	325.34	0.00	11,169.88	223.40	10,946.48
Real Estate Delinquent	626	DN022037	WESTCHASE CDD	49,632.75	0.00	0.00	1,489.00	0.00	51,121.75	1,022.44	50,099.31
Real Estate Delinquent	626	DN022040	CORY LAKES CDD	39,435.24	0.00	0.00	1,183.08	0.00	40,618.32	812.36	39,805.96
Real Estate Delinquent	626	DN022041	TAMPA DOWNTOWN DEVELOPMENT	28,233.72	0.00	0.00	847.01	0.00	29,080.73	581.61	28,499.12
Real Estate Delinquent	626	DN022043	WESTSHORE BUSINESS DISTRICT	1,919.72	0.00	0.00	57.58	0.00	1,977.30	39.55	1,937.75
Real Estate Delinquent	626	DN022044	BOYETTE SPRINGS SDD	877.48	0.00	0.00	26.32	0.00	903.80	18.07	885.73
Real Estate Delinquent	626	DN022046	PALM BAY CDD	4,332.92	0.00	0.00	129.99	0.00	4,462.91	89.26	4,373.65
Real Estate Delinquent	626	DN022047	TAMPA PALMS OST CDD	13,778.02	0.00	0.00	413.34	0.00	14,191.36	283.83	13,907.53
Real Estate Delinquent	626	DN022048	WATERFORD SDD	1,100.00	0.00	0.00	33.00	0.00	1,133.00	22.66	1,110.34
Real Estate Delinquent	626	DN022049	BUCKHORN ESTATES SDD	195.00	0.00	0.00	5.85	0.00	200.85	4.01	196.84
Real Estate Delinquent	626	DN022051	LAKE ST CHARLES CDD	9,842.75	0.00	0.00	295.28	0.00	10,138.03	202.76	9,935.27
Real Estate Delinquent	626	DN022053	ARBOR GREENE CDD	28,309.56	0.00	0.00	849.28	0.00	29,158.84	583.18	28,575.66
Real Estate Delinquent	626	DN022055	HERITAGE HARBOR CDD	15,061.12	0.00	0.00	451.84	0.00	15,512.96	310.26	15,202.70

CHECK REQUEST FORM
Parkway Center

Date: 6/19/2023

Invoice#: 06062023-2

Vendor#: V00115

Vendor Name: Parkway Center

Pay From: Wells Fargo Acct# 1958

Description: Series 2018-1 - FY 23 Tax Dist. ID 624

Code to: 201.103200.1000

Amount: \$1,298.52

Requested By: Teresa Farlow 6/19/2023

PARKWAY CENTER CDD

DISTRICT CHECK REQUEST

Today's Date 6/6/2023
Check Amount \$1,298.52
Payable To Parkway Center CDD
Check Description Series 2018-1 - FY 22 Tax Dist. ID 624
Special Instructions Do not mail. Please give to Eric Davidson

(Please attach all supporting documentation: invoices, receipts, etc.)

Eric

Authorization

DM	
Fund	<u>001</u>
G/L	<u>20702</u>
Object Code	
Chk #	_____ Date _____

PARKWAY CENTER CDD

TAX REVENUE RECEIPTS AND TRANSFER SCHEDULE Fiscal Year 2023, Tax Year 2022

	FY 2023	
Dollar Amounts		
Net O&M	\$ 959,999.97	0.532074
Net DS '18-1	\$ 381,955.70	0.211696
Net DS '08	\$ 172,873.92	9.58%
Net DS '18-2	\$ 289,431.87	16.04%
Net Total	1,804,261.46	1.000000%

Date Received	Amount Received	53.21% Raw Numbers Operations Revenue	53.21% Rounded Operations Revenue	21.17% Raw Numbers 2018-1 Debt Service Revenue	21.17% Rounded 2018-1 Debt Service Revenue	9.58% Raw Numbers 2008 Debt Service Revenue	9.58% Rounded 2008 Debt Service Revenue	16.04% Raw Numbers 2018-2 AMENITY Debt Service Revenue	16.04% Rounded 2018-2 AMENITY Debt Service Revenue	Proof	Date Transferred / Distribution ID	Notes / CDD check
11/3/2022	15,775.88	8,393.94	8,393.94	3,339.69	3,339.69	1,511.55	1,511.55	2,530.70	2,530.70	-	595	5907
11/16/2022	84,018.50	44,704.06	44,704.06	17,786.38	17,786.38	8,050.15	8,050.15	13,477.91	13,477.91	-	598	5907
11/22/2022	46,159.57	24,560.31	24,560.31	9,771.80	9,771.80	4,422.73	4,422.73	7,404.73	7,404.73	-	599	5907
11/28/2022	107,230.45	57,054.53	57,054.53	22,700.26	22,700.26	10,274.18	10,274.18	17,201.48	17,201.48	-	600	5945
12/6/2022	1,388,579.19	738,826.88	738,826.88	293,956.66	293,956.66	133,045.33	133,045.33	222,750.32	222,750.32	-	602	5931/5931/5932
12/13/2022	24,775.85	13,182.59	13,182.59	5,244.95	5,244.95	2,373.87	2,373.87	3,974.44	3,974.44	-	604	5961
1/5/2023	90,287.74	48,039.76	48,039.76	19,113.55	19,113.55	8,650.83	8,650.83	14,483.60	14,483.60	-	606	5979
2/3/2023	15,880.06	8,449.37	8,449.37	3,361.75	3,361.75	1,521.53	1,521.53	2,547.42	2,547.42	(0.01)	610	5982
1/23/2023	801.60	426.51	426.51	169.70	169.70	76.80	76.80	128.59	128.59	-	Interest	5993
3/2/2023	6,354.39	3,381.01	3,381.01	1,345.20	1,345.20	608.84	608.84	1,019.35	1,019.35	(0.01)	613	6004
4/6/2023	21,412.65	11,393.11	11,393.11	4,532.97	4,532.97	2,051.63	2,051.63	3,434.93	3,434.93	0.01	616	6034
4/11/2023	65.30	34.74	34.74	13.82	13.82	6.26	6.26	10.48	10.48	-	Interest	6050
5/5/2023	6,639.10	3,532.49	3,532.49	1,405.47	1,405.47	636.12	636.12	1,065.02	1,065.02	-	620	6050
6/6/2023	6,133.87	3,263.67	3,263.67	1,298.52	1,298.52	587.71	587.71	983.97	983.97	-	624	
6/16/2023	15,693.06	8,349.87	8,349.87	3,322.16	3,322.16	1,503.61	1,503.61	2,517.42	2,517.42	-	626	
										-		
										-		
TOTAL	1,829,807.21	973,592.84	973,592.84	387,362.87	387,362.87	175,321.15	175,321.15	293,530.35	293,530.35	-		
Net Total on Roll	1,804,261.46							289,431.87	289,431.87			
Collection Surplus / (Deficit)	25,545.75						2,447.23	4,098.49	4,098.49			

624

Hillsborough County Tax Collector - Distribution of Property Tax Summary by Agency for 05-01-2023 to 05-31-2023 dated 06-06-2023 - Run 06/04/2023 10:30PM

Distribution ID	Act System Num	Agency Code	Funding Agency	Tax	Fees	Penalty	Interest	Discount	Allocated	Commission	Distributed Amt
624	DN022031	FNSD 00031	BLOOMINGDALE OAKS SDD	90.00	0.00	0.00	2.70	0.00	92.70	1.86	90.84
624	DN022032	FNSD 00032	TARAWOOD SDD	250.00	0.00	0.00	7.50	0.00	257.50	5.15	252.35
624	DN022033	FNSD 00033	VILLAGE ESTATES WEST SDD	150.00	0.00	0.00	4.50	0.00	154.50	3.09	151.41
624	DN022034	FNSD 00034	PARKWAY CENTER CDD	6,076.76	0.00	0.00	182.29	0.00	6,259.05	125.18	6,133.87
624	DN022036	FNSD 00036	CHEVAL WEST CDD	1,943.00	0.00	0.00	58.29	0.00	2,001.29	40.03	1,961.26
624	DN022037	FNSD 00037	WESTCHASE CDD	12,960.01	0.00	0.00	388.82	0.00	13,348.83	266.97	13,081.86
624	DN022040	FNSD 00040	CORY LAKES CDD	7,946.68	0.00	0.00	238.41	0.00	8,185.09	163.71	8,021.38
624	DN022041	FNSD 00041	TAMPA DOWNTOWN DEVELOPMENT	5,771.24	0.00	0.00	173.13	0.00	5,944.37	118.89	5,825.48
624	DN022043	FNSD 00043	WESTSHORE BUSINESS DISTRICT	505.22	0.00	0.00	7.00	-0.01	512.21	10.25	501.96
624	DN022044	FNSD 00044	BOYETTE SPRINGS SDD	297.83	0.00	0.00	8.93	0.00	306.76	6.14	300.62
624	DN022047	FNSD 00047	TAMPA PALMS OST CDD	6,810.10	0.00	0.00	204.30	0.00	7,014.40	140.29	6,874.11
624	DN022048	FNSD 00048	WATERFORD SDD	1,100.00	0.00	0.00	33.00	0.00	1,133.00	22.66	1,110.34
624	DN022049	FNSD 00049	BUCKHORN ESTATES SDD	65.00	0.00	0.00	1.95	0.00	66.95	1.34	65.61
624	DN022051	FNSD 00051	LAKE ST CHARLES CDD	1,500.00	0.00	0.00	45.00	0.00	1,545.00	30.90	1,514.10
624	DN022053	FNSD 00053	ARBOR GREENE CDD	8,439.42	0.00	0.00	253.19	0.00	8,692.61	173.85	8,518.76
624	DN022055	FNSD 00055	HERITAGE HARBOR CDD	1,882.64	0.00	0.00	56.48	0.00	1,939.12	38.78	1,900.34
624	DN022056	FNSD 00056	BUCKHORN OAKS SDD	300.00	0.00	0.00	9.00	0.00	309.00	6.18	302.82
624	DN022057	FNSD 00057	HERITAGE ISLES CDD	7,365.41	0.00	0.00	149.80	0.00	7,515.21	150.31	7,364.90
624	DN022058	FNSD 00058	EASTLAKE PARK SDD	300.00	0.00	0.00	9.00	0.00	309.00	6.18	302.82
624	DN022060	FNSD 00060	TAMPA SHORES SDD	100.00	0.00	0.00	3.00	0.00	103.00	2.06	100.94
624	DN022061	FNSD 00061	COVINGTON PARK CDD	5,373.96	0.00	0.00	161.22	0.00	5,535.18	110.70	5,424.48
624	DN022062	FNSD 00062	HARBOR BAY CDD	21,053.59	0.00	0.00	631.61	0.00	21,685.20	433.71	21,251.49

626

Hillsborough County Tax Collector - Distribution by Agency - CURRENT YEAR - dated 06-16-2023 - Run 06/15/2023 12:20PM

Distribution Category	Distribution ID	Act System Num	Funding Agency	Tax	Fees	Penalty	Interest	Discount	Allocated	Commission	Distributed Amt
Real Estate Delinquent	626	DN022025	HICKORY HILL SDD	460.00	0.00	0.00	13.80	0.00	473.80	9.47	464.33
Real Estate Delinquent	626	DN022026	LAKE MAGDALENE ESTATES W SDD	400.00	0.00	0.00	12.00	0.00	412.00	8.24	403.76
Real Estate Delinquent	626	DN022027	HAMMOCK WOODS SDD	290.00	0.00	0.00	8.70	0.00	298.70	5.97	292.73
Real Estate Delinquent	626	DN022029	SOUTH POINTE SDD	70.00	0.00	0.00	2.10	0.00	72.10	1.44	70.66
Real Estate Delinquent	626	DN022030	NORTH POINTE SDD	500.00	0.00	0.00	15.00	0.00	515.00	10.30	504.70
Real Estate Delinquent	626	DN022031	BLOOMINGDALE OAKS SDD	90.00	0.00	0.00	2.70	0.00	92.70	1.85	90.85
Real Estate Delinquent	626	DN022032	TARAWOOD SDD	750.00	0.00	0.00	22.50	0.00	772.50	15.45	757.05
Real Estate Delinquent	626	DN022033	VILLAGE ESTATES WEST SDD	450.00	0.00	0.00	13.50	0.00	463.50	9.27	454.23
Real Estate Delinquent	626	DN022034	PARKWAY CENTER CDD	15,546.93	0.00	0.00	466.39	0.00	16,013.32	320.26	15,693.06
Real Estate Delinquent	626	DN022036	CHEVAL WEST CDD	10,844.54	0.00	0.00	325.34	0.00	11,169.88	223.40	10,946.48
Real Estate Delinquent	626	DN022037	WESTCHASE CDD	49,632.75	0.00	0.00	1,489.00	0.00	51,121.75	1,022.44	50,099.31
Real Estate Delinquent	626	DN022040	CORY LAKES CDD	39,435.24	0.00	0.00	1,183.08	0.00	40,618.32	812.36	39,805.96
Real Estate Delinquent	626	DN022041	TAMPA DOWNTOWN DEVELOPMENT	28,233.72	0.00	0.00	847.01	0.00	29,080.73	581.61	28,499.12
Real Estate Delinquent	626	DN022043	WESTSHORE BUSINESS DISTRICT	1,919.72	0.00	0.00	57.58	0.00	1,977.30	39.55	1,937.75
Real Estate Delinquent	626	DN022044	BOYETTE SPRINGS SDD	877.48	0.00	0.00	26.32	0.00	903.80	18.07	885.73
Real Estate Delinquent	626	DN022046	PALM BAY CDD	4,332.92	0.00	0.00	129.99	0.00	4,462.91	89.26	4,373.65
Real Estate Delinquent	626	DN022047	TAMPA PALMS OST CDD	13,778.02	0.00	0.00	413.34	0.00	14,191.36	283.83	13,907.53
Real Estate Delinquent	626	DN022048	WATERFORD SDD	1,100.00	0.00	0.00	33.00	0.00	1,133.00	22.66	1,110.34
Real Estate Delinquent	626	DN022049	BUCKHORN ESTATES SDD	195.00	0.00	0.00	5.85	0.00	200.85	4.01	196.84
Real Estate Delinquent	626	DN022051	LAKE ST CHARLES CDD	9,842.75	0.00	0.00	295.28	0.00	10,138.03	202.76	9,935.27
Real Estate Delinquent	626	DN022053	ARBOR GREENE CDD	28,309.56	0.00	0.00	849.28	0.00	29,158.84	583.18	28,575.66
Real Estate Delinquent	626	DN022055	HERITAGE HARBOR CDD	15,061.12	0.00	0.00	451.84	0.00	15,512.96	310.26	15,202.70

CHECK REQUEST FORM
Parkway Center

Date:	6/19/2023
Invoice#:	06062023-3
Vendor#:	V00115
Vendor Name:	Parkway Center
Pay From:	Wells Fargo Acct# 1958
Description:	Series 2018-2 Amenity - FY 23 Tax Dist. ID 624
Code to:	202.103200.1000
Amount:	\$983.97
Requested By:	<div>6/19/2023</div> <div>Teresa Farlow</div>

PARKWAY CENTER CDD

DISTRICT CHECK REQUEST

Today's Date 6/6/2023
Check Amount \$983.97
Payable To Parkway Center CDD
Check Description Series 2018-2 Amenity - FY 22 Tax Dist. ID 624
Special Instructions Do not mail. Please give to Eric Davidson

(Please attach all supporting documentation: invoices, receipts, etc.)

Eric

Authorization

DM			
Fund	<u>001</u>		
G/L	<u>20702</u>		
Object Code			
Chk	#	Date	

PARKWAY CENTER CDD

TAX REVENUE RECEIPTS AND TRANSFER SCHEDULE

Fiscal Year 2023, Tax Year 2022

	FY 2023	
Dollar Amounts		
Net O&M		
Net DS '18-1	53.21%	0.532074
Net DS '08	21.17%	0.211696
Net DS '18-2	9.58%	0.095814
Net Total	16.04%	0.160416
	100.00%	1.000000

Date Received	Amount Received	53.21%		21.17%		9.58%		16.04%		Proof	Date Transferred / Distribution ID	Notes / CDD check
		Raw Numbers	Rounded Operations Revenue	Raw Numbers	Rounded 2018-1 Debt Service Revenue	Raw Numbers	Rounded 2008 Debt Service Revenue	Raw Numbers	Rounded 2018-2 AMENITY Debt Service Revenue			
11/3/2022	15,775.88	8,393.94	8,393.94	3,339.69	3,339.69	1,511.55	1,511.55	2,530.70	2,530.70	-	595	5907
11/16/2022	84,018.50	44,704.06	44,704.06	17,786.38	17,786.38	8,050.15	8,050.15	13,477.91	13,477.91	-	598	5907
11/22/2022	46,159.57	24,560.31	24,560.31	9,771.80	9,771.80	4,422.73	4,422.73	7,404.73	7,404.73	-	599	5907
11/28/2022	107,230.45	57,054.53	57,054.53	22,700.26	22,700.26	10,274.18	10,274.18	17,201.48	17,201.48	-	600	5945
12/6/2022	1,388,579.19	738,826.88	738,826.88	293,956.66	293,956.66	133,045.33	133,045.33	222,750.32	222,750.32	-	602	5931/5931/5932
12/13/2022	24,775.85	13,182.59	13,182.59	5,244.95	5,244.95	2,373.87	2,373.87	3,974.44	3,974.44	-	604	5961
1/5/2023	90,287.74	48,039.76	48,039.76	19,113.55	19,113.55	8,650.83	8,650.83	14,483.60	14,483.60	-	606	5979
2/3/2023	15,880.06	8,449.37	8,449.37	3,361.75	3,361.75	1,521.53	1,521.53	2,547.42	2,547.42	(0.01)	610	5982
1/23/2023	801.60	426.51	426.51	169.70	169.70	76.80	76.80	128.59	128.59	-	Interest	5993
3/2/2023	6,354.39	3,381.01	3,381.01	1,345.20	1,345.20	608.84	608.84	1,019.35	1,019.35	(0.01)	613	6004
4/6/2023	21,412.65	11,393.11	11,393.11	4,532.97	4,532.97	2,051.63	2,051.63	3,434.93	3,434.93	0.01	616	6034
4/11/2023	65.30	34.74	34.74	13.82	13.82	6.26	6.26	10.48	10.48	-	Interest	6034
5/5/2023	6,639.10	3,532.49	3,532.49	1,405.47	1,405.47	636.12	636.12	1,065.02	1,065.02	-	620	6050
6/6/2023	6,133.87	3,263.67	3,263.67	1,298.52	1,298.52	587.71	587.71	983.97	983.97	-	624	
6/16/2023	15,693.06	8,349.87	8,349.87	3,322.16	3,322.16	1,503.61	1,503.61	2,517.42	2,517.42	-	626	
		-	-	-	-	-	-	-	-	-	-	
		-	-	-	-	-	-	-	-	-	-	
TOTAL	1,829,807.21	973,592.84	973,592.84	387,362.87	387,362.87	175,321.15	175,321.15	293,530.35	293,530.35	-		
Net Total on Roll	1,804,261.46							289,431.87	289,431.87			
Collection Surplus / (Deficit)	25,545.75							4,098.49	4,098.49			

624

Hillsborough County Tax Collector - Distribution of Property Tax Summary by Agency for 05-01-2023 to 05-31-2023 dated 06-06-2023 - Run 06/04/2023 10:30PM

Distribution ID	Act System Num	Agency Code	Funding Agency	Tax	Fees	Penalty	Interest	Discount	Allocated	Commission	Distributed Amt
624	DN022031	FNSD 00031	BLOOMINGDALE OAKS SDD	90.00	0.00	0.00	2.70	0.00	92.70	1.86	90.84
624	DN022032	FNSD 00032	TARAWOOD SDD	250.00	0.00	0.00	7.50	0.00	257.50	5.15	252.35
624	DN022033	FNSD 00033	VILLAGE ESTATES WEST SDD	150.00	0.00	0.00	4.50	0.00	154.50	3.09	151.41
624	DN022034	FNSD 00034	PARKWAY CENTER CDD	6,076.76	0.00	0.00	182.29	0.00	6,259.05	125.18	6,133.87
624	DN022036	FNSD 00036	CHEVAL WEST CDD	1,943.00	0.00	0.00	58.29	0.00	2,001.29	40.03	1,961.26
624	DN022037	FNSD 00037	WESTCHASE CDD	12,960.01	0.00	0.00	388.82	0.00	13,348.83	266.97	13,081.86
624	DN022040	FNSD 00040	CORY LAKES CDD	7,946.68	0.00	0.00	238.41	0.00	8,185.09	163.71	8,021.38
624	DN022041	FNSD 00041	TAMPA DOWNTOWN DEVELOPMENT	5,771.24	0.00	0.00	173.13	0.00	5,944.37	118.89	5,825.48
624	DN022043	FNSD 00043	WESTSHORE BUSINESS DISTRICT	505.22	0.00	0.00	7.00	-0.01	512.21	10.25	501.96
624	DN022044	FNSD 00044	BOYETTE SPRINGS SDD	297.83	0.00	0.00	8.93	0.00	306.76	6.14	300.62
624	DN022047	FNSD 00047	TAMPA PALMS OST CDD	6,810.10	0.00	0.00	204.30	0.00	7,014.40	140.29	6,874.11
624	DN022048	FNSD 00048	WATERFORD SDD	1,100.00	0.00	0.00	33.00	0.00	1,133.00	22.66	1,110.34
624	DN022049	FNSD 00049	BUCKHORN ESTATES SDD	65.00	0.00	0.00	1.95	0.00	66.95	1.34	65.61
624	DN022051	FNSD 00051	LAKE ST CHARLES CDD	1,500.00	0.00	0.00	45.00	0.00	1,545.00	30.90	1,514.10
624	DN022053	FNSD 00053	ARBOR GREENE CDD	8,439.42	0.00	0.00	253.19	0.00	8,692.61	173.85	8,518.76
624	DN022055	FNSD 00055	HERITAGE HARBOR CDD	1,882.64	0.00	0.00	56.48	0.00	1,939.12	38.78	1,900.34
624	DN022056	FNSD 00056	BUCKHORN OAKS SDD	300.00	0.00	0.00	9.00	0.00	309.00	6.18	302.82
624	DN022057	FNSD 00057	HERITAGE ISLES CDD	7,365.41	0.00	0.00	149.80	0.00	7,515.21	150.31	7,364.90
624	DN022058	FNSD 00058	EASTLAKE PARK SDD	300.00	0.00	0.00	9.00	0.00	309.00	6.18	302.82
624	DN022060	FNSD 00060	TAMPA SHORES SDD	100.00	0.00	0.00	3.00	0.00	103.00	2.06	100.94
624	DN022061	FNSD 00061	COVINGTON PARK CDD	5,373.96	0.00	0.00	161.22	0.00	5,535.18	110.70	5,424.48
624	DN022062	FNSD 00062	HARBOR BAY CDD	21,053.59	0.00	0.00	631.61	0.00	21,685.20	433.71	21,251.49

626

Hillsborough County Tax Collector - Distribution by Agency - CURRENT YEAR - dated 06-16-2023 - Run 06/15/2023 12:20PM

Distribution Category	Distribution ID	Act System Num	Funding Agency	Tax	Fees	Penalty	Interest	Discount	Allocated	Commission	Distributed Amt
Real Estate Delinquent	626	DN022025	HICKORY HILL SDD	460.00	0.00	0.00	13.80	0.00	473.80	9.47	484.33
Real Estate Delinquent	626	DN022026	LAKE MAGDALENE ESTATES W SDD	400.00	0.00	0.00	12.00	0.00	412.00	8.24	403.76
Real Estate Delinquent	626	DN022027	HAMMOCK WOODS SDD	290.00	0.00	0.00	8.70	0.00	298.70	5.97	292.73
Real Estate Delinquent	626	DN022029	SOUTH POINTE SDD	70.00	0.00	0.00	2.10	0.00	72.10	1.44	70.66
Real Estate Delinquent	626	DN022030	NORTH POINTE SDD	500.00	0.00	0.00	15.00	0.00	515.00	10.30	504.70
Real Estate Delinquent	626	DN022031	BLOOMINGDALE OAKS SDD	90.00	0.00	0.00	2.70	0.00	92.70	1.85	90.85
Real Estate Delinquent	626	DN022032	TARAWOOD SDD	750.00	0.00	0.00	22.50	0.00	772.50	15.45	757.05
Real Estate Delinquent	626	DN022033	VILLAGE ESTATES WEST SDD	450.00	0.00	0.00	13.50	0.00	463.50	9.27	454.23
Real Estate Delinquent	626	DN022034	PARKWAY CENTER CDD	15,546.93	0.00	0.00	466.39	0.00	16,013.32	320.26	15,693.06
Real Estate Delinquent	626	DN022036	CHEVAL WEST CDD	10,844.54	0.00	0.00	325.34	0.00	11,169.88	223.40	10,946.48
Real Estate Delinquent	626	DN022037	WESTCHASE CDD	49,632.75	0.00	0.00	1,489.00	0.00	51,121.75	1,022.44	50,099.31
Real Estate Delinquent	626	DN022040	CORY LAKES CDD	39,435.24	0.00	0.00	1,183.08	0.00	40,618.32	812.36	39,805.96
Real Estate Delinquent	626	DN022041	TAMPA DOWNTOWN DEVELOPMENT	28,233.72	0.00	0.00	847.01	0.00	29,080.73	581.61	28,499.12
Real Estate Delinquent	626	DN022043	WESTSHORE BUSINESS DISTRICT	1,919.72	0.00	0.00	57.58	0.00	1,977.30	39.55	1,937.75
Real Estate Delinquent	626	DN022044	BOYETTE SPRINGS SDD	877.48	0.00	0.00	26.32	0.00	903.80	18.07	885.73
Real Estate Delinquent	626	DN022046	PALM BAY CDD	4,332.92	0.00	0.00	129.99	0.00	4,462.91	89.26	4,373.65
Real Estate Delinquent	626	DN022047	TAMPA PALMS OST CDD	13,778.02	0.00	0.00	413.34	0.00	14,191.36	283.83	13,907.53
Real Estate Delinquent	626	DN022048	WATERFORD SDD	1,100.00	0.00	0.00	33.00	0.00	1,133.00	22.66	1,110.34
Real Estate Delinquent	626	DN022049	BUCKHORN ESTATES SDD	195.00	0.00	0.00	5.85	0.00	200.85	4.01	196.84
Real Estate Delinquent	626	DN022051	LAKE ST CHARLES CDD	9,842.75	0.00	0.00	295.28	0.00	10,138.03	202.76	9,935.27
Real Estate Delinquent	626	DN022053	ARBOR GREENE CDD	28,309.56	0.00	0.00	849.28	0.00	29,158.84	583.18	28,575.66
Real Estate Delinquent	626	DN022055	HERITAGE HARBOR CDD	15,061.12	0.00	0.00	451.84	0.00	15,512.96	310.26	15,202.70

CHECK REQUEST FORM
Parkway Center

Date: 6/19/2023

Invoice#: 06162023-1

Vendor#: V00115

Vendor Name: Parkway Center

Pay From: Wells Fargo Acct# 1958

Description: Series 2008 - FY 23 Tax Dist. ID 626 tax cert sale

Code to: 200.103200.1000

Amount: \$1,503.61

Requested By: 6/19/2023
Teresa Farlow

PARKWAY CENTER CDD

DISTRICT CHECK REQUEST

Today's Date 6/16/2023
Check Amount \$1,503.61
Payable To Parkway Center CDD
Check Description Series 2008 - FY 22 Tax Dist. ID 626 *<7 Apr Cent Sale>*
Special Instructions Do not mail. Please give to Eric Davidson

(Please attach all supporting documentation: invoices, receipts, etc.)

Eric

Authorization

DM	_____		
Fund	<u>001</u>	_____	
G/L	<u>20702</u>	_____	
Object Code	_____		
Chk	#	_____	Date _____

PARKWAY CENTER CDD

TAX REVENUE RECEIPTS AND TRANSFER SCHEDULE Fiscal Year 2023, Tax Year 2022

	FY 2023	
Dollar Amounts		
Net O&M	\$ 959,999.97	0.532074
Net DS '18-1	\$ 381,955.70	0.211696
Net DS '08	\$ 172,873.92	0.095814
Net DS '18-2	\$ 289,431.87	0.160416
Net Total	1,804,261.46	1.000000

Date Received	Amount Received	53.21%	53.21%	21.17%	21.17%	9.58%	9.58%	16.04%	16.04%	Proof	Date Transferred / Distribution ID	Notes / CDD check
		Raw Numbers	Rounded Operations Revenue	Raw Numbers	Rounded 2018-1 Debt Service Revenue	Raw Numbers	Rounded 2008 Debt Service Revenue	Raw Numbers	Rounded 2018-2 AMENITY Debt Service Revenue			
11/3/2022	15,775.88	8,393.94	8,393.94	3,339.69	3,339.69	1,511.55	1,511.55	2,530.70	2,530.70	-	595	5907
11/16/2022	84,018.50	44,704.06	44,704.06	17,786.38	17,786.38	8,050.15	8,050.15	13,477.91	13,477.91	-	598	5907
11/22/2022	46,159.57	24,560.31	24,560.31	9,771.80	9,771.80	4,422.73	4,422.73	7,404.73	7,404.73	-	599	5907
11/28/2022	107,230.45	57,054.53	57,054.53	22,700.26	22,700.26	10,274.18	10,274.18	17,201.48	17,201.48	-	600	5945
12/6/2022	1,388,579.19	738,826.88	738,826.88	293,956.66	293,956.66	133,045.33	133,045.33	222,750.32	222,750.32	-	602	5931/5931/5932
12/13/2022	24,775.85	13,182.59	13,182.59	5,244.95	5,244.95	2,373.87	2,373.87	3,974.44	3,974.44	-	604	5961
1/5/2023	90,287.74	48,039.76	48,039.76	19,113.55	19,113.55	8,650.83	8,650.83	14,483.60	14,483.60	-	606	5979
2/3/2023	15,880.06	8,449.37	8,449.37	3,361.75	3,361.75	1,521.53	1,521.53	2,547.42	2,547.42	(0.01)	610	5982
1/23/2023	801.60	426.51	426.51	169.70	169.70	76.80	76.80	128.59	128.59	-	Interest	5993
3/2/2023	6,354.39	3,381.01	3,381.01	1,345.20	1,345.20	608.84	608.84	1,019.35	1,019.35	(0.01)	613	6004
4/6/2023	21,412.65	11,393.11	11,393.11	4,532.97	4,532.97	2,051.63	2,051.63	3,434.93	3,434.93	0.01	616	6034
4/11/2023	65.30	34.74	34.74	13.82	13.82	6.26	6.26	10.48	10.48	-	Interest	6050
5/5/2023	6,639.10	3,532.49	3,532.49	1,405.47	1,405.47	636.12	636.12	1,065.02	1,065.02	-	620	6050
6/6/2023	6,133.87	3,263.67	3,263.67	1,298.52	1,298.52	587.71	587.71	983.97	983.97	-	624	
6/16/2023	15,693.06	8,349.87	8,349.87	3,322.16	3,322.16	1,503.61	1,503.61	2,517.42	2,517.42	-	626	
		-	-	-	-	-	-	-	-	-	-	
		-	-	-	-	-	-	-	-	-	-	
TOTAL	1,829,807.21	973,592.84	973,592.84	387,362.87	387,362.87	175,321.15	175,321.15	293,530.35	293,530.35	-		
Net Total on Roll	1,804,261.46			381,955.70			172,873.92	289,431.87	289,431.87			
Collection Surplus / (Deficit)	25,545.75			5,407.17			2,447.23	4,098.49	4,098.49			

624

Hillsborough County Tax Collector - Distribution of Property Tax Summary by Agency for 05-01-2023 to 05-31-2023 dated 06-06-2023 - Run 06/04/2023 10:30PM

Distribution ID	Act System Num	Agency Code	Funding Agency	Tax	Fees	Penalty	Interest	Discount	Allocated	Commission	Distributed Amt
624	DN022031	FNSD 00031	BLOOMINGDALE OAKS SDD	90.00	0.00	0.00	2.70	0.00	92.70	1.86	90.84
624	DN022032	FNSD 00032	TARAWOOD SDD	250.00	0.00	0.00	7.50	0.00	257.50	5.15	252.35
624	DN022033	FNSD 00033	VILLAGE ESTATES WEST SDD	150.00	0.00	0.00	4.50	0.00	154.50	3.09	151.41
624	DN022034	FNSD 00034	PARKWAY CENTER CDD	6,076.76	0.00	0.00	182.29	0.00	6,259.05	125.18	6,133.87
624	DN022036	FNSD 00036	CHEVAL WEST CDD	1,943.00	0.00	0.00	58.29	0.00	2,001.29	40.03	1,961.26
624	DN022037	FNSD 00037	WESTCHASE CDD	12,960.01	0.00	0.00	388.82	0.00	13,348.83	266.97	13,081.86
624	DN022040	FNSD 00040	CORY LAKES CDD	7,946.68	0.00	0.00	238.41	0.00	8,185.09	163.71	8,021.38
624	DN022041	FNSD 00041	TAMPA DOWNTOWN DEVELOPMENT	5,771.24	0.00	0.00	173.13	0.00	5,944.37	118.89	5,825.48
624	DN022043	FNSD 00043	WESTSHORE BUSINESS DISTRICT	505.22	0.00	0.00	7.00	-0.01	512.21	10.25	501.96
624	DN022044	FNSD 00044	BOYETTE SPRINGS SDD	297.83	0.00	0.00	8.93	0.00	306.76	6.14	300.62
624	DN022047	FNSD 00047	TAMPA PALMS OST CDD	6,810.10	0.00	0.00	204.30	0.00	7,014.40	140.29	6,874.11
624	DN022048	FNSD 00048	WATERFORD SDD	1,100.00	0.00	0.00	33.00	0.00	1,133.00	22.66	1,110.34
624	DN022049	FNSD 00049	BUCKHORN ESTATES SDD	65.00	0.00	0.00	1.95	0.00	66.95	1.34	65.61
624	DN022051	FNSD 00051	LAKE ST CHARLES CDD	1,500.00	0.00	0.00	45.00	0.00	1,545.00	30.90	1,514.10
624	DN022053	FNSD 00053	ARBOR GREENE CDD	8,439.42	0.00	0.00	253.19	0.00	8,692.61	173.85	8,518.76
624	DN022055	FNSD 00055	HERITAGE HARBOR CDD	1,882.64	0.00	0.00	56.48	0.00	1,939.12	38.78	1,900.34
624	DN022056	FNSD 00056	BUCKHORN OAKS SDD	300.00	0.00	0.00	9.00	0.00	309.00	6.18	302.82
624	DN022057	FNSD 00057	HERITAGE ISLES CDD	7,365.41	0.00	0.00	149.80	0.00	7,515.21	150.31	7,364.90
624	DN022058	FNSD 00058	EASTLAKE PARK SDD	300.00	0.00	0.00	9.00	0.00	309.00	6.18	302.82
624	DN022060	FNSD 00060	TAMPA SHORES SDD	100.00	0.00	0.00	3.00	0.00	103.00	2.06	100.94
624	DN022061	FNSD 00061	COVINGTON PARK CDD	5,373.96	0.00	0.00	161.22	0.00	5,535.18	110.70	5,424.48
624	DN022062	FNSD 00062	HARBOR BAY CDD	21,053.59	0.00	0.00	631.61	0.00	21,685.20	433.71	21,251.49

626

Hillsborough County Tax Collector - Distribution by Agency - CURRENT YEAR - dated 06-16-2023 - Run 06/15/2023 12:20PM

Distribution Category	Distribution ID	Act System Num	Funding Agency	Tax	Fees	Penalty	Interest	Discount	Allocated	Commission	Distributed Amt
Real Estate Delinquent	626	DN022025	HICKORY HILL SDD	460.00	0.00	0.00	13.80	0.00	473.80	9.47	484.33
Real Estate Delinquent	626	DN022026	LAKE MAGDALENE ESTATES W SDD	400.00	0.00	0.00	12.00	0.00	412.00	8.24	403.76
Real Estate Delinquent	626	DN022027	HAMMOCK WOODS SDD	290.00	0.00	0.00	8.70	0.00	298.70	5.97	292.73
Real Estate Delinquent	626	DN022029	SOUTH POINTE SDD	70.00	0.00	0.00	2.10	0.00	72.10	1.44	70.66
Real Estate Delinquent	626	DN022030	NORTH POINTE SDD	500.00	0.00	0.00	15.00	0.00	515.00	10.30	504.70
Real Estate Delinquent	626	DN022031	BLOOMINGDALE OAKS SDD	90.00	0.00	0.00	2.70	0.00	92.70	1.85	90.85
Real Estate Delinquent	626	DN022032	TARAWOOD SDD	750.00	0.00	0.00	22.50	0.00	772.50	15.45	757.05
Real Estate Delinquent	626	DN022033	VILLAGE ESTATES WEST SDD	450.00	0.00	0.00	13.50	0.00	463.50	9.27	454.23
Real Estate Delinquent	626	DN022034	PARKWAY CENTER CDD	15,546.93	0.00	0.00	486.39	0.00	16,033.32	320.26	15,693.06
Real Estate Delinquent	626	DN022036	CHEVAL WEST CDD	10,844.54	0.00	0.00	325.34	0.00	11,169.88	223.40	10,946.48
Real Estate Delinquent	626	DN022037	WESTCHASE CDD	49,632.75	0.00	0.00	1,489.00	0.00	51,121.75	1,022.44	50,099.31
Real Estate Delinquent	626	DN022040	CORY LAKES CDD	39,435.24	0.00	0.00	1,183.08	0.00	40,618.32	812.36	39,805.96
Real Estate Delinquent	626	DN022041	TAMPA DOWNTOWN DEVELOPMENT	28,233.72	0.00	0.00	847.01	0.00	29,080.73	581.61	28,499.12
Real Estate Delinquent	626	DN022043	WESTSHORE BUSINESS DISTRICT	1,919.72	0.00	0.00	57.58	0.00	1,977.30	39.55	1,937.75
Real Estate Delinquent	626	DN022044	BOYETTE SPRINGS SDD	877.48	0.00	0.00	26.32	0.00	903.80	18.07	885.73
Real Estate Delinquent	626	DN022046	PALM BAY CDD	4,332.92	0.00	0.00	129.99	0.00	4,462.91	89.26	4,373.65
Real Estate Delinquent	626	DN022047	TAMPA PALMS OST CDD	13,778.02	0.00	0.00	413.34	0.00	14,191.36	283.83	13,907.53
Real Estate Delinquent	626	DN022048	WATERFORD SDD	1,100.00	0.00	0.00	33.00	0.00	1,133.00	22.66	1,110.34
Real Estate Delinquent	626	DN022049	BUCKHORN ESTATES SDD	195.00	0.00	0.00	5.85	0.00	200.85	4.01	196.84
Real Estate Delinquent	626	DN022051	LAKE ST CHARLES CDD	9,842.75	0.00	0.00	295.28	0.00	10,138.03	202.76	9,935.27
Real Estate Delinquent	626	DN022053	ARBOR GREENE CDD	28,309.56	0.00	0.00	849.28	0.00	29,158.84	583.18	28,575.66
Real Estate Delinquent	626	DN022055	HERITAGE HARBOR CDD	15,061.12	0.00	0.00	451.84	0.00	15,512.96	310.26	15,202.70

CHECK REQUEST FORM
Parkway Center

Date: 6/19/2023

Invoice#: 06162023-2

Vendor#: V00115

Vendor Name: Parkway Center

Pay From: Wells Fargo Acct# 1958

Description: Series 2018-1 - FY 23 Tax Dist. ID 626 tax cert sale

Code to: 201.103200.1000

Amount: \$3,322.16

Requested By: Teresa Farlow 6/19/2023

PARKWAY CENTER CDD

DISTRICT CHECK REQUEST

Today's Date 6/16/2023
Check Amount \$3,322.16
Payable To Parkway Center CDD
Check Description Series 2018-1 - FY 22 Tax Dist. ID 626 (Tax Cert Sale)
Special Instructions Do not mail. Please give to Eric Davidson

(Please attach all supporting documentation: invoices, receipts, etc.)

Eric

Authorization

DM			
Fund	<u>001</u>		
G/L	<u>20702</u>		
Object Code			
Chk	#	Date	

TAX REVENUE RECEIPTS AND TRANSFER SCHEDULE
Fiscal Year 2023, Tax Year 2022

[illegible]

624

Hillsborough County Tax Collector - Distribution of Property Tax Summary by Agency for 05-01-2023 to 05-31-2023 dated 06-06-2023 - Run 06/04/2023 10:30PM

Distribution ID	Act System Num	Agency Code	Funding Agency	Tax	Fees	Penalty	Interest	Discount	Allocated	Commission	Distributed Amt
624	DN022031	FNSD 00031	BLOOMINGDALE OAKS SDD	90.00	0.00	0.00	2.70	0.00	92.70	1.86	90.84
624	DN022032	FNSD 00032	TARAWOOD SDD	250.00	0.00	0.00	7.50	0.00	257.50	5.15	252.35
624	DN022033	FNSD 00033	VILLAGE ESTATES WEST SDD	150.00	0.00	0.00	4.50	0.00	154.50	3.09	151.41
624	DN022034	FNSD 00034	PARKWAY CENTER CDD	6,076.76	0.00	0.00	182.29	0.00	6,259.05	125.18	6,133.87
624	DN022036	FNSD 00036	CHEVAL WEST CDD	1,943.00	0.00	0.00	58.29	0.00	2,001.29	40.03	1,961.26
624	DN022037	FNSD 00037	WESTCHASE CDD	12,960.01	0.00	0.00	388.82	0.00	13,348.83	266.97	13,081.86
624	DN022040	FNSD 00040	CORY LAKES CDD	7,946.68	0.00	0.00	238.41	0.00	8,185.09	163.71	8,021.38
624	DN022041	FNSD 00041	TAMPA DOWNTOWN DEVELOPMENT	5,771.24	0.00	0.00	173.13	0.00	5,944.37	118.89	5,825.48
624	DN022043	FNSD 00043	WESTSHORE BUSINESS DISTRICT	505.22	0.00	0.00	7.00	-0.01	512.21	10.25	501.96
624	DN022044	FNSD 00044	BOYETTE SPRINGS SDD	297.83	0.00	0.00	8.93	0.00	306.76	6.14	300.62
624	DN022047	FNSD 00047	TAMPA PALMS OST CDD	6,810.10	0.00	0.00	204.30	0.00	7,014.40	140.29	6,874.11
624	DN022048	FNSD 00048	WATERFORD SDD	1,100.00	0.00	0.00	33.00	0.00	1,133.00	22.66	1,110.34
624	DN022049	FNSD 00049	BUCKHORN ESTATES SDD	65.00	0.00	0.00	1.95	0.00	66.95	1.34	65.61
624	DN022051	FNSD 00051	LAKE ST CHARLES CDD	1,500.00	0.00	0.00	45.00	0.00	1,545.00	30.90	1,514.10
624	DN022053	FNSD 00053	ARBOR GREENE CDD	8,439.42	0.00	0.00	253.19	0.00	8,692.61	173.85	8,518.76
624	DN022055	FNSD 00055	HERITAGE HARBOR CDD	1,882.64	0.00	0.00	56.48	0.00	1,939.12	38.78	1,900.34
624	DN022056	FNSD 00056	BUCKHORN OAKS SDD	300.00	0.00	0.00	9.00	0.00	309.00	6.18	302.82
624	DN022057	FNSD 00057	HERITAGE ISLES CDD	7,365.41	0.00	0.00	149.80	0.00	7,515.21	150.31	7,364.90
624	DN022058	FNSD 00058	EASTLAKE PARK SDD	300.00	0.00	0.00	9.00	0.00	309.00	6.18	302.82
624	DN022060	FNSD 00060	TAMPA SHORES SDD	100.00	0.00	0.00	3.00	0.00	103.00	2.06	100.94
624	DN022061	FNSD 00061	COVINGTON PARK CDD	5,373.96	0.00	0.00	161.22	0.00	5,535.18	110.70	5,424.48
624	DN022062	FNSD 00062	HARBOR BAY CDD	24,053.59	0.00	0.00	631.61	0.00	24,685.20	483.71	24,201.49

626

Hillsborough County Tax Collector - Distribution by Agency - CURRENT YEAR - dated 06-16-2023 - Run 06/15/2023 12:20PM

Distribution Category	Distribution ID	Act System Num	Funding Agency	Tax	Fees	Penalty	Interest	Discount	Allocated	Commission	Distributed Amt
Real Estate Delinquent	626	DN022025	HICKORY HILL SDD	460.00	0.00	0.00	13.80	0.00	473.80	9.47	464.33
Real Estate Delinquent	626	DN022026	LAKE MAGDALENE ESTATES W SDD	400.00	0.00	0.00	12.00	0.00	412.00	8.24	403.76
Real Estate Delinquent	626	DN022027	HAMMOCK WOODS SDD	290.00	0.00	0.00	8.70	0.00	298.70	5.97	292.73
Real Estate Delinquent	626	DN022029	SOUTH POINTE SDD	70.00	0.00	0.00	2.10	0.00	72.10	1.44	70.66
Real Estate Delinquent	626	DN022030	NORTH POINTE SDD	500.00	0.00	0.00	15.00	0.00	515.00	10.30	504.70
Real Estate Delinquent	626	DN022031	BLOOMINGDALE OAKS SDD	90.00	0.00	0.00	2.70	0.00	92.70	1.85	90.85
Real Estate Delinquent	626	DN022032	TARAWOOD SDD	750.00	0.00	0.00	22.50	0.00	772.50	15.45	757.05
Real Estate Delinquent	626	DN022033	VILLAGE ESTATES WEST SDD	450.00	0.00	0.00	13.50	0.00	463.50	9.27	454.23
Real Estate Delinquent	626	DN022034	PARKWAY CENTER CDD	15,546.93	0.00	0.00	466.39	0.00	16,013.32	320.26	15,693.06
Real Estate Delinquent	626	DN022036	CHEVAL WEST CDD	10,844.54	0.00	0.00	325.34	0.00	11,169.88	223.40	10,946.48
Real Estate Delinquent	626	DN022037	WESTCHASE CDD	49,632.75	0.00	0.00	1,489.00	0.00	51,121.75	1,022.44	50,099.31
Real Estate Delinquent	626	DN022040	CORY LAKES CDD	39,435.24	0.00	0.00	1,183.08	0.00	40,618.32	812.36	39,805.96
Real Estate Delinquent	626	DN022041	TAMPA DOWNTOWN DEVELOPMENT	28,233.72	0.00	0.00	847.01	0.00	29,080.73	581.61	28,499.12
Real Estate Delinquent	626	DN022043	WESTSHORE BUSINESS DISTRICT	1,919.72	0.00	0.00	57.58	0.00	1,977.30	39.55	1,937.75
Real Estate Delinquent	626	DN022044	BOYETTE SPRINGS SDD	877.48	0.00	0.00	26.32	0.00	903.80	18.07	885.73
Real Estate Delinquent	626	DN022046	PALM BAY CDD	4,332.92	0.00	0.00	129.99	0.00	4,462.91	89.26	4,373.65
Real Estate Delinquent	626	DN022047	TAMPA PALMS OST CDD	13,778.02	0.00	0.00	413.34	0.00	14,191.36	283.83	13,907.53
Real Estate Delinquent	626	DN022048	WATERFORD SDD	1,100.00	0.00	0.00	33.00	0.00	1,133.00	22.66	1,110.34
Real Estate Delinquent	626	DN022049	BUCKHORN ESTATES SDD	195.00	0.00	0.00	5.85	0.00	200.85	4.01	196.84
Real Estate Delinquent	626	DN022051	LAKE ST CHARLES CDD	9,842.75	0.00	0.00	295.28	0.00	10,138.03	202.76	9,935.27
Real Estate Delinquent	626	DN022053	ARBOR GREENE CDD	28,309.56	0.00	0.00	849.28	0.00	29,158.84	583.18	28,575.66
Real Estate Delinquent	626	DN022055	HERITAGE HARBOR CDD	15,061.12	0.00	0.00	451.84	0.00	15,512.96	310.26	15,202.70

CHECK REQUEST FORM
Parkway Center

Date:	6/19/2023
Invoice#:	06162023-3
Vendor#:	V00115
Vendor Name:	Parkway Center
Pay From:	Wells Fargo Acct# 1958
Description:	Series 2018-2 Amenity - FY 23 Tax Dist. ID 626
Code to:	202.103200.1000
Amount:	\$2,517.42
Requested By:	<div>6/19/2023</div> <div>Teresa Farlow</div>

PARKWAY CENTER CDD

DISTRICT CHECK REQUEST

Today's Date 6/16/2023
Check Amount \$2,517.42
Payable To Parkway Center CDD
Check Description Series 2018-2 Amenity - FY 22 Tax Dist. ID 626
Special Instructions Do not mail. Please give to Eric Davidson

(Please attach all supporting documentation: invoices, receipts, etc.)

Eric

Authorization

DM			
Fund	<u>001</u>		
G/L	<u>20702</u>		
Object Code			
Chk	#	Date	

PARKWAY CENTER CDD

TAX REVENUE RECEIPTS AND TRANSFER SCHEDULE

Fiscal Year 2023, Tax Year 2022

	FY 2023	
Dollar Amounts		
Net O&M	\$ 959,999.97	53.21% 0.532074
Net DS '18-1	\$ 381,955.70	21.17% 0.211696
Net DS '08	\$ 172,873.92	9.58% 0.095814
Net DS '18-2	\$ 289,431.87	16.04% 0.160416
Net Total	1,804,261.46	100.00% 1.000000

Date Received	Amount Received	53.21% Raw Numbers Operations Revenue	53.21% Rounded Operations Revenue	21.17% Raw Numbers 2018-1 Debt Service Revenue	21.17% Rounded 2018-1 Debt Service Revenue	9.58% Raw Numbers 2008 Debt Service Revenue	9.58% Rounded 2008 Debt Service Revenue	16.04% Raw Numbers 2018-2 AMENITY Debt Service Revenue	16.04% Rounded 2018-2 AMENITY Debt Service Revenue	Proof	Date Transferred / Distribution ID	Notes / CDD check
11/3/2022	15,775.88	8,393.94	8,393.94	3,339.69	3,339.69	1,511.55	1,511.55	2,530.70	2,530.70	-	595	5907
11/16/2022	84,018.50	44,704.06	44,704.06	17,786.38	17,786.38	8,050.15	8,050.15	13,477.91	13,477.91	-	598	5907
11/22/2022	46,159.57	24,560.31	24,560.31	9,771.80	9,771.80	4,422.73	4,422.73	7,404.73	7,404.73	-	599	5907
11/28/2022	107,230.45	57,054.53	57,054.53	22,700.26	22,700.26	10,274.18	10,274.18	17,201.48	17,201.48	-	600	5945
12/6/2022	1,388,579.19	738,826.88	738,826.88	293,956.66	293,956.66	133,045.33	133,045.33	222,750.32	222,750.32	-	602	5931/5931/5932
12/13/2022	24,775.85	13,182.59	13,182.59	5,244.95	5,244.95	2,373.87	2,373.87	3,974.44	3,974.44	-	604	5961
1/5/2023	90,287.74	48,039.76	48,039.76	19,113.55	19,113.55	8,650.83	8,650.83	14,483.60	14,483.60	-	606	5979
2/3/2023	15,880.06	8,449.37	8,449.37	3,361.75	3,361.75	1,521.53	1,521.53	2,547.42	2,547.42	(0.01)	610	5982
1/23/2023	801.60	426.51	426.51	169.70	169.70	76.80	76.80	128.59	128.59	-	Interest	5993
3/2/2023	6,354.39	3,381.01	3,381.01	1,345.20	1,345.20	608.84	608.84	1,019.35	1,019.35	(0.01)	613	6004
4/6/2023	21,412.65	11,393.11	11,393.11	4,532.97	4,532.97	2,051.63	2,051.63	3,434.93	3,434.93	0.01	616	6034
4/11/2023	65.30	34.74	34.74	13.82	13.82	6.26	6.26	10.48	10.48	-	Interest	6050
5/5/2023	6,639.10	3,532.49	3,532.49	1,405.47	1,405.47	636.12	636.12	1,065.02	1,065.02	-	620	6050
6/6/2023	6,133.87	3,263.67	3,263.67	1,298.52	1,298.52	587.71	587.71	983.97	983.97	-	624	
6/16/2023	15,693.06	8,349.87	8,349.87	3,322.16	3,322.16	1,503.61	1,503.61	2,517.42	2,517.42	-	626	
		-	-	-	-	-	-	-	-	-		
		-	-	-	-	-	-	-	-	-		
TOTAL	1,829,807.21	973,592.84	973,592.84	387,362.87	387,362.87	175,321.15	175,321.15	293,530.35	293,530.35	-		
Net Total on Roll	1,804,261.46							289,431.87	289,431.87			
Collection Surplus / (Deficit)	25,545.75							4,098.49	4,098.49			

624

Hillsborough County Tax Collector - Distribution of Property Tax Summary by Agency for 05-01-2023 to 05-31-2023 dated 06-06-2023 - Run 06/04/2023 10:30PM

Distribution ID	Act System Num	Agency Code	Funding Agency	Tax	Fees	Penalty	Interest	Discount	Allocated	Commission	Distributed Amt
624	DN022031	FNSD 00031	BLOOMINGDALE OAKS SDD	90.00	0.00	0.00	2.70	0.00	92.70	1.86	90.84
624	DN022032	FNSD 00032	TARAWOOD SDD	250.00	0.00	0.00	7.50	0.00	257.50	5.15	252.35
624	DN022033	FNSD 00033	VILLAGE ESTATES WEST SDD	150.00	0.00	0.00	4.50	0.00	154.50	3.09	151.41
624	DN022034	FNSD 00034	PARKWAY CENTER CDD	6,076.76	0.00	0.00	182.29	0.00	6,259.05	125.18	6,133.87
624	DN022036	FNSD 00036	CHEVAL WEST CDD	1,943.00	0.00	0.00	58.29	0.00	2,001.29	40.03	1,961.26
624	DN022037	FNSD 00037	WESTCHASE CDD	12,960.01	0.00	0.00	388.82	0.00	13,348.83	266.97	13,081.86
624	DN022040	FNSD 00040	CORY LAKES CDD	7,946.68	0.00	0.00	238.41	0.00	8,185.09	163.71	8,021.38
624	DN022041	FNSD 00041	TAMPA DOWNTOWN DEVELOPMENT	5,771.24	0.00	0.00	173.13	0.00	5,944.37	118.89	5,825.48
624	DN022043	FNSD 00043	WESTSHORE BUSINESS DISTRICT	505.22	0.00	0.00	7.00	-0.01	512.21	10.25	501.96
624	DN022044	FNSD 00044	BOYETTE SPRINGS SDD	297.83	0.00	0.00	8.93	0.00	306.76	6.14	300.62
624	DN022047	FNSD 00047	TAMPA PALMS OST CDD	6,810.10	0.00	0.00	204.30	0.00	7,014.40	140.29	6,874.11
624	DN022048	FNSD 00048	WATERFORD SDD	1,100.00	0.00	0.00	33.00	0.00	1,133.00	22.66	1,110.34
624	DN022049	FNSD 00049	BUCKHORN ESTATES SDD	65.00	0.00	0.00	1.95	0.00	66.95	1.34	65.61
624	DN022051	FNSD 00051	LAKE ST CHARLES CDD	1,500.00	0.00	0.00	45.00	0.00	1,545.00	30.90	1,514.10
624	DN022053	FNSD 00053	ARBOR GREENE CDD	8,439.42	0.00	0.00	253.19	0.00	8,692.61	173.85	8,518.76
624	DN022055	FNSD 00055	HERITAGE HARBOR CDD	1,882.64	0.00	0.00	56.48	0.00	1,939.12	38.78	1,900.34
624	DN022056	FNSD 00056	BUCKHORN OAKS SDD	300.00	0.00	0.00	9.00	0.00	309.00	6.18	302.82
624	DN022057	FNSD 00057	HERITAGE ISLES CDD	7,365.41	0.00	0.00	149.80	0.00	7,515.21	150.31	7,364.90
624	DN022058	FNSD 00058	EASTLAKE PARK SDD	300.00	0.00	0.00	9.00	0.00	309.00	6.18	302.82
624	DN022060	FNSD 00060	TAMPA SHORES SDD	100.00	0.00	0.00	3.00	0.00	103.00	2.06	100.94
624	DN022061	FNSD 00061	COVINGTON PARK CDD	5,373.96	0.00	0.00	161.22	0.00	5,535.18	110.70	5,424.48
624	DN022062	FNSD 00062	HARBOR BAY CDD	21,053.59	0.00	0.00	631.61	0.00	21,685.20	433.71	21,251.49

626

Hillsborough County Tax Collector - Distribution by Agency - CURRENT YEAR - dated 06-16-2023 - Run 06/15/2023 12:20PM

Distribution Category	Distribution ID	Act System Num	Funding Agency	Tax	Fees	Penalty	Interest	Discount	Allocated	Commission	Distributed Amt
Real Estate Delinquent	626	DN022025	HICKORY HILL SDD	460.00	0.00	0.00	13.80	0.00	473.80	9.47	464.33
Real Estate Delinquent	626	DN022026	LAKE MAGDALENE ESTATES W SDD	400.00	0.00	0.00	12.00	0.00	412.00	8.24	403.76
Real Estate Delinquent	626	DN022027	HAMMOCK WOODS SDD	290.00	0.00	0.00	8.70	0.00	298.70	5.97	292.73
Real Estate Delinquent	626	DN022029	SOUTH POINTE SDD	70.00	0.00	0.00	2.10	0.00	72.10	1.44	70.66
Real Estate Delinquent	626	DN022030	NORTH POINTE SDD	500.00	0.00	0.00	15.00	0.00	515.00	10.30	504.70
Real Estate Delinquent	626	DN022031	BLOOMINGDALE OAKS SDD	90.00	0.00	0.00	2.70	0.00	92.70	1.85	90.85
Real Estate Delinquent	626	DN022032	TARAWOOD SDD	750.00	0.00	0.00	22.50	0.00	772.50	15.45	757.05
Real Estate Delinquent	626	DN022033	VILLAGE ESTATES WEST SDD	450.00	0.00	0.00	13.50	0.00	463.50	9.27	454.23
Real Estate Delinquent	626	DN022034	PARKWAY CENTER CDD	15,546.93	0.00	0.00	466.39	0.00	16,013.32	320.26	15,693.06
Real Estate Delinquent	626	DN022036	CHEVAL WEST CDD	10,844.54	0.00	0.00	325.34	0.00	11,169.88	223.40	10,946.48
Real Estate Delinquent	626	DN022037	WESTCHASE CDD	49,632.75	0.00	0.00	1,489.00	0.00	51,121.75	1,022.44	50,099.31
Real Estate Delinquent	626	DN022040	CORY LAKES CDD	39,435.24	0.00	0.00	1,183.08	0.00	40,618.32	812.36	39,805.96
Real Estate Delinquent	626	DN022041	TAMPA DOWNTOWN DEVELOPMENT	28,233.72	0.00	0.00	847.01	0.00	29,080.73	581.61	28,499.12
Real Estate Delinquent	626	DN022043	WESTSHORE BUSINESS DISTRICT	1,919.72	0.00	0.00	57.58	0.00	1,977.30	39.55	1,937.75
Real Estate Delinquent	626	DN022044	BOYETTE SPRINGS SDD	877.48	0.00	0.00	26.32	0.00	903.80	18.07	885.73
Real Estate Delinquent	626	DN022046	PALM BAY CDD	4,332.92	0.00	0.00	129.99	0.00	4,462.91	89.26	4,373.65
Real Estate Delinquent	626	DN022047	TAMPA PALMS OST CDD	13,778.02	0.00	0.00	413.34	0.00	14,191.36	283.83	13,907.53
Real Estate Delinquent	626	DN022048	WATERFORD SDD	1,100.00	0.00	0.00	33.00	0.00	1,133.00	22.66	1,110.34
Real Estate Delinquent	626	DN022049	BUCKHORN ESTATES SDD	195.00	0.00	0.00	5.85	0.00	200.85	4.01	196.84
Real Estate Delinquent	626	DN022051	LAKE ST CHARLES CDD	9,842.75	0.00	0.00	295.28	0.00	10,138.03	202.76	9,935.27
Real Estate Delinquent	626	DN022053	ARBOR GREENE CDD	28,309.56	0.00	0.00	849.28	0.00	29,158.84	583.18	28,575.66
Real Estate Delinquent	626	DN022055	HERITAGE HARBOR CDD	15,061.12	0.00	0.00	461.84	0.00	15,512.96	310.26	15,202.70

Spearem Enterprises, LLC

7842 Land O' Lakes Blvd. #335
Land O' Lakes, FL 34638
+1 8139978101
spearem.jmb@gmail.com



INVOICE

BILL TO
Parkway CDD
Parkway CDD
Meritus
2005 Pan Am Circle, Suite 300
Tampa , FL 33607

INVOICE 5768
DATE 06/02/2023
TERMS Net 15
DUE DATE 06/17/2023

ACTIVITY	QTY	RATE	AMOUNT
Labor Sanctuary Repaired security gate located at pond. Provided chain and lock.	1	200.00	200.00

Thank You! We Appreciate Your Business.

BALANCE DUE **\$200.00**

Spearem Enterprises, LLC

7842 Land O' Lakes Blvd. #335
Land O' Lakes, FL 34638
+1 8139978101
spearem.jmb@gmail.com



INVOICE

BILL TO
Parkway CDD
Parkway CDD
Meritus
2005 Pan Am Circle, Suite 300
Tampa , FL 33607

INVOICE 5793
DATE 06/15/2023
TERMS Net 15
DUE DATE 06/30/2023

ACTIVITY	QTY	RATE	AMOUNT
Labor 5/26-6/16/2023: 4 weeks CLUBHOUSE CLEAN three times per week. including straitening pool furniture and dumping all exterior trash cans	4	262.50	1,050.00
Material PAPER GOODS trash bags and hand soap	1	75.00	75.00
Fuel Surcharge Due to The cost of rising fuel prices a surcharge has been added to this billing cycle for the month.	1	75.00	75.00

BALANCE DUE \$1,200.00

Invoice Number	2090978
Invoice Date	June 9, 2023
Purchase Order	215600346
Customer Number	83368
Project Number	215600346

Bill To

Parkway Center Community Development District
Accounts Payable
c/o Inframark
210 North University Drive, Suite 702
Coral Springs FL 33071
United States

Please Remit To

Stantec Consulting Services Inc. (SCSI)
13980 Collections Center Drive
Chicago IL 60693
United States

Project	Parkway Center Community Dev District		
Project Manager	Stewart, Tonja L	For Period Ending	May 26, 2023
Current Invoice Total (USD)	2,405.00		

Review Harvest Glen inquiry; update Ownership Map.

Top Task **2023** **2023 FY General Consulting**

Professional Services

Category/Employee		Current Hours	Rate	Current Amount
	Nurse, Vanessa M	11.50	152.00	1,748.00
	Stewart, Tonja L	3.00	219.00	657.00
	Subtotal Professional Services	<u>14.50</u>		<u>2,405.00</u>

Top Task Subtotal	2023 FY General Consulting	2,405.00
	Total Fees & Disbursements	<u>2,405.00</u>
	INVOICE TOTAL (USD)	2,405.00

Due upon receipt or in accordance with terms of the contract

Please contact Summer Fillinger if you have any questions concerning this invoice.

Phone: (262) 241-8222 [E-mail: Summer.Fillinger@Stantec.com](mailto:Summer.Fillinger@Stantec.com)

**** PLEASE SEND AN INVOICE # WITH PAYMENT ****

Thank you.

Invoice Number	2091688
Invoice Date	June 16, 2023
Purchase Order	238101232
Customer Number	83368
Project Number	238101232

Bill To

Parkway Center Community Development District
 Accounts Payable
 2002 North Lois Avenue #507
 Tampa FL 33607
 United States

Please Remit To

Stantec Consulting Services Inc. (SCSI)
 13980 Collections Center Drive
 Chicago IL 60693
 United States

Project R189399700 - Parkway Center Oak CreekCDD Preservation Areas

Project Manager	White, Chris	Contract Upset	24,940.00
Current Invoice Total (USD)	1,385.00	Contract Billed to Date	26,325.00
		For Period Ending	May 30, 2023

Email invoices to: inframark@avidbill.com If you have any questions regarding your project please contact Chris White.
 Email: chris.white3@stantec.com Phone: 574-249-8504. For any billing inquiries please contact Angela Rappe

Top Task 5821 Quarterly Vegetation Control

			Total Invoiced	Previously Invoiced	Current Invoice
Progress Charge	5,540.00 x	150.18 % Complete	8,320.00	6,935.00	1,385.00
Top Task Subtotal	Quarterly Vegetation Control				1,385.00
	Total Fees & Disbursements				1,385.00
	INVOICE TOTAL (USD)				1,385.00

Due upon receipt or in accordance with terms of the contract

Project #:	238101232	Lake Management	
Project Name:	Parkway Cnter	Mitigation Maintenance	X
		Other	
Phase:	5821.000A	Technician:	FTN
TREATMENT DATE	AREAS TREATED / METHOD OF TREATMENT / RESTRICTIONS		
05/10/23	Treated all mitigation/ conservation areas		
01/00/00	0		
01/00/00	0		
01/00/00	0		
01/00/00	0		
SPECIES TREATED:			
air potato	-	guinea grass	X
algae	-	hairy-pod cowpea	-
alligator weed	-	hydrilla	-
azola	-	hydrocotyle	-
bacopa	-	indigo	-
bahiagrass	-	paragrass	-
balsam apple vine	-	pea vine	-
barnyard grass	-	pennywort	-
Bermuda grass	X	peppervine	-
Brazilian pepper	X	pokeweed	-
caesarweed	X	pothos	-
Carolina willow	X	primrose willow	X
carrotwood	-	punk tree	-
castorbean	-	ragweed	X
cattail	X	salt bush	X
Chinese tallow	X	sedges	-
climbing hempvine	-	sesbania	X
cogongrass	X	skunk vine	X
dayflower	-	soda apple	-
dog fennel	X	southern niaid	-
dollarweed	-	Spanish needles	-
duckweed	-	spike rush	-
elderberry	-	thistle	-
false button wood	-	torpedograss	X
grasses	X	vetch	-
Additional Services:			
		dead fish clean up	-
		midge treatments	-
		trash pick-up	-
Comments:			
TREATMENT DATE	Temperature	Wind	Skies
05/10/23	84	6	clear
01/00/00	0	0	0
01/00/00	0	0	0
01/00/00	0	0	0
01/00/00	0	0	0

Invoice

First Choice Aquatic Weed Management, LLC

P.O. Box 593258
Orlando, FL 32859

Phone: 407-859-2020
Fax: 407-859-3275

Date	Invoice #
6/15/2023	84813

Bill To

Parkway Center CDD
c/o Inframark
2005 Pan Am Circle Dr., Ste. 300
Tampa, FL 33067

Customer P.O. No.	Payment Terms	Due Date
	Net 30	7/15/2023

Description	Amount
Supply & Install (2000) bareroot gulf spikerush at \$.79 each (2) rows with 2ft centers in clumps of 5 for pond. Completed 6/14/23	1,580.00

Thank you for your business.

Total	\$1,580.00
Payments/Credits	\$0.00
Balance Due	\$1,580.00

HSC Hawkins Service Co.



**10517 Riverview Dr
Riverview, FL 33578**

Fax # 813.871.6726

Invoice

Date	Invoice #
5/26/2023	228669

Bill To
Inframark - Parkway Center CDD 2005 Pan Am Circle, Suite 300 Tampa, FL 33607

Project Address
Dale Wentzel Parkway Center CDD Amenity Center 7461 S. Falkenburg Rd Riverview, FL 33578

P.O. No.	Terms
WO-7995	Due on receipt

Quantity	Description	Rate	Amount
1	REPLACED FAILED IGNITER WITH CRACK IN IT. REPLACED GAS VALVE ON HEATER THAT WAS STUCK OPEN DUE TO SITTING FOR SO LONG	1,065.00	1,065.00

Invoice Amount	\$1,065.00
Balance Due	\$1,065.00

Thank you for Choosing Hawkins Service Company

Site Masters of Florida, LLC
5551 Bloomfield Blvd.
Lakeland, FL 33810
(813)917-9567

INVOICE
#062423-1

To: Parkway Center CDD
2005 PanAm Circle, Suite 120
Tampa, FL 33607

Date: June 24, 2023

Bush hog / mowed heavily overgrown area
on east side of Faulkenburg, south of
White Poplar Bluff Drive.

TOTAL DUE \$500

Parkway Center Community Development District

Financial Statements
(Unaudited)

Period Ending
June 30, 2023

Prepared by:



2005 Pan Am Circle ~ Suite 300 ~ Tampa, Florida 33607
Phone (813) 873-7300 ~ Fax (813) 873-7070

PARKWAY CENTER COMMUNITY DEVELOPMENT DISTRICT

Balance Sheet

As of June 30, 2023

(In Whole Numbers)

ACCOUNT DESCRIPTION	SERIES 2018-2							
	GENERAL	SERIES 2008	SERIES 2018-1	SERIES 2018-2	CAPITAL	GENERAL	GENERAL	TOTAL
	FUND	DEBT SERVICE	DEBT SERVICE	DEBT SERVICE	PROJECTS	FIXED ASSETS	LONG-TERM	
	FUND	FUND	FUND	FUND	FUND	FUND	DEBT FUND	
ASSETS								
Cash - Operating Account	\$ 564,179	\$ -	\$ -	\$ -	\$ -	\$ -	\$ -	\$ 564,179
Cash in Transit	200	2,091	4,533	3,435	-	-	-	10,259
Accounts Receivable - Other	425	-	-	-	-	-	-	425
Due From Other Funds	-	1,386	3,060	2,300	19	-	-	6,765
Investments:								
Reserve Fund	-	16,895	190,859	144,716	-	-	-	352,470
Revenue Fund	-	143,358	232,444	136,937	-	-	-	512,739
Deposits	8,368	-	-	-	-	-	-	8,368
Fixed Assets								
Buildings	-	-	-	-	-	30,000	-	30,000
Improvements Other Than Buildings (IOTB)	-	-	-	-	-	2,653,526	-	2,653,526
Ancillary Costs	-	-	-	-	-	937,602	-	937,602
Construction Work In Process	-	-	-	-	-	4,189,295	-	4,189,295
Amount Avail In Debt Services	-	-	-	-	-	-	808,400	808,400
Amount To Be Provided	-	-	-	-	-	-	8,386,600	8,386,600
TOTAL ASSETS	\$ 573,172	\$ 163,730	\$ 430,896	\$ 287,388	\$ 19	\$ 7,810,423	\$ 9,195,000	\$ 18,460,628
LIABILITIES								
Accounts Payable	\$ 2,362	\$ -	\$ -	\$ -	\$ -	\$ -	\$ -	2,362
Accounts Payable - Other	37	-	-	-	-	-	-	37
Deposits	50	-	-	-	-	-	-	50
Bonds Payable	-	-	-	-	-	-	9,195,000	9,195,000
Due To Other Funds	6,765	-	-	-	-	-	-	6,765
TOTAL LIABILITIES	9,214	-	-	-	-	-	9,195,000	9,204,214

PARKWAY CENTER COMMUNITY DEVELOPMENT DISTRICT

Balance Sheet

As of June 30, 2023

(In Whole Numbers)

ACCOUNT DESCRIPTION	GENERAL FUND	SERIES 2008 DEBT SERVICE FUND	SERIES 2018-1 DEBT SERVICE FUND	SERIES 2018-2 DEBT SERVICE FUND	SERIES 2018-2 CAPITAL PROJECTS FUND	GENERAL FIXED ASSETS FUND	GENERAL LONG-TERM DEBT FUND	TOTAL
<u>FUND BALANCES</u>								
Restricted for:								
Debt Service	-	163,730	430,896	287,388	-	-	-	882,014
Capital Projects	-	-	-	-	19	-	-	19
Unassigned:	563,958	-	-	-	-	7,810,423	-	8,374,381
TOTAL FUND BALANCES	563,958	163,730	430,896	287,388	19	7,810,423	-	9,256,414
TOTAL LIABILITIES & FUND BALANCES	\$ 573,172	\$ 163,730	\$ 430,896	\$ 287,388	\$ 19	\$ 7,810,423	\$ 9,195,000	\$ 18,460,628

PARKWAY CENTER COMMUNITY DEVELOPMENT DISTRICT
Statement of Revenues, Expenditures and Changes in Fund Balances
For the Period Ending June 30, 2023
General Fund (001)
(In Whole Numbers)

ACCOUNT DESCRIPTION	ANNUAL ADOPTED BUDGET	YEAR TO DATE ACTUAL	VARIANCE (\$) FAV(UNFAV)	YTD ACTUAL AS A % OF ADOPTED BUD
<u>REVENUES</u>				
Special Assmnts- Tax Collector	970,110	932,809	(37,301)	96.15%
Other Miscellaneous Revenues	10,000	11,218	1,218	112.18%
TOTAL REVENUES	980,110	944,027	(36,083)	96.32%
<u>EXPENDITURES</u>				
<u>Administration</u>				
Supervisor Fees	12,000	10,200	1,800	85.00%
ProfServ-Arbitrage Rebate	1,000	-	1,000	0.00%
ProfServ-Info Technology	3,200	1,500	1,700	46.88%
ProfServ-Recording Secretary	2,772	3,000	(228)	108.23%
ProfServ-Trustee Fees	12,500	22,145	(9,645)	177.16%
Disclosure Report	6,000	4,500	1,500	75.00%
District Counsel	7,500	4,255	3,245	56.73%
District Engineer	7,500	11,195	(3,695)	149.27%
District Manager	28,840	27,394	1,446	94.99%
Accounting Services	28,667	16,508	12,159	57.59%
Auditing Services	9,500	1,500	8,000	15.79%
Website Compliance	1,500	-	1,500	0.00%
Postage, Phone, Faxes, Copies	750	418	332	55.73%
Assessment Mailings	-	2,237	(2,237)	0.00%
Public Officials Insurance	3,677	3,294	383	89.58%
Legal Advertising	1,000	1,219	(219)	121.90%
Miscellaneous Services	500	225	275	45.00%
Misc-Non Ad Valorem Taxes	-	6,826	(6,826)	0.00%
Bank Fees	350	75	275	21.43%
Office Supplies	200	-	200	0.00%
Dues, Licenses, Subscriptions	200	600	(400)	300.00%
Total Administration	127,656	117,091	10,565	91.72%
<u>Electric Utility Services</u>				
Electricity - Streetlights	120,000	115,142	4,858	95.95%
Total Electric Utility Services	120,000	115,142	4,858	95.95%
<u>Garbage/Solid Waste Services</u>				
Garbage - Recreational Facility	1,200	2,460	(1,260)	205.00%
Total Garbage/Solid Waste Services	1,200	2,460	(1,260)	205.00%

PARKWAY CENTER COMMUNITY DEVELOPMENT DISTRICT
Statement of Revenues, Expenditures and Changes in Fund Balances
For the Period Ending June 30, 2023
General Fund (001)
(In Whole Numbers)

ACCOUNT DESCRIPTION	ANNUAL ADOPTED BUDGET	YEAR TO DATE ACTUAL	VARIANCE (\$) FAV(UNFAV)	YTD ACTUAL AS A % OF ADOPTED BUD
<u>Water-Sewer Comb Services</u>				
Utility - Water	-	11,296	(11,296)	0.00%
Total Water-Sewer Comb Services	-	11,296	(11,296)	0.00%
<u>Other Physical Environment</u>				
Waterway Management	99,000	32,657	66,343	32.99%
Field Services	27,707	20,780	6,927	75.00%
Clubhouse Security Systems	3,000	12,553	(9,553)	418.43%
Onsite Staff	50,000	16,972	33,028	33.94%
Insurance -Property & Casualty	24,000	22,927	1,073	95.53%
R&M-Gate	1,500	200	1,300	13.33%
R&M-Other Landscape	10,000	9,445	555	94.45%
R&M-Pools	28,000	22,840	5,160	81.57%
Landscape Maintenance	245,000	149,313	95,687	60.94%
Entry/Gate/Walls Maintenance	2,500	297	2,203	11.88%
Plant Replacement Program	20,000	2,100	17,900	10.50%
Irrigation Maintenance	12,000	7,852	4,148	65.43%
Mitigation Area Monitoring & Maintenance	9,500	225	9,275	2.37%
Total Other Physical Environment	532,207	298,161	234,046	56.02%
<u>Road and Street Facilities</u>				
StreetLight - Decorative Light Maint.	5,000	450	4,550	9.00%
Pavement and Signage Repairs	1,500	2,465	(965)	164.33%
Misc-Holiday Lighting	16,050	16,354	(304)	101.89%
Total Road and Street Facilities	22,550	19,269	3,281	85.45%
<u>Parks and Recreation</u>				
Security Patrol Services	14,156	16,968	(2,812)	119.86%
R&M-Pools	841	1,200	(359)	142.69%
Playground Equipment and Maintenance	10,000	13,838	(3,838)	138.38%
Special Events	7,500	89	7,411	1.19%
Misc-Contingency	144,000	29,540	114,460	20.51%
Total Parks and Recreation	176,497	61,635	114,862	34.92%
TOTAL EXPENDITURES	980,110	625,054	355,056	63.77%
Excess (deficiency) of revenues				
Over (under) expenditures	-	318,973	318,973	0.00%
FUND BALANCE, BEGINNING (OCT 1, 2022)		244,985		
FUND BALANCE, ENDING		\$ 563,958		

PARKWAY CENTER COMMUNITY DEVELOPMENT DISTRICT
Statement of Revenues, Expenditures and Changes in Fund Balances
For the Period Ending June 30, 2023
Series 2008 Debt Service Fund (201)
(In Whole Numbers)

ACCOUNT DESCRIPTION	ANNUAL ADOPTED BUDGET	YEAR TO DATE ACTUAL	VARIANCE (\$) FAV(UNFAV)	YTD ACTUAL AS A % OF ADOPTED BUD
<u>REVENUES</u>				
Interest - Investments	\$ -	\$ 4,758	\$ 4,758	0.00%
Special Assmnts- Tax Collector	167,179	168,056	877	100.52%
TOTAL REVENUES	167,179	172,814	5,635	103.37%
<u>EXPENDITURES</u>				
<u>Debt Service</u>				
Principal Debt Retirement	110,000	110,000	-	100.00%
Interest Expense	57,179	59,841	(2,662)	104.66%
Total Debt Service	167,179	169,841	(2,662)	101.59%
TOTAL EXPENDITURES	167,179	169,841	(2,662)	101.59%
Excess (deficiency) of revenues				
Over (under) expenditures	-	2,973	2,973	0.00%
FUND BALANCE, BEGINNING (OCT 1, 2022)		160,757		
FUND BALANCE, ENDING		\$ 163,730		

PARKWAY CENTER COMMUNITY DEVELOPMENT DISTRICT
Statement of Revenues, Expenditures and Changes in Fund Balances
For the Period Ending June 30, 2023
Series 2018-1 Debt Service Fund (202)
(In Whole Numbers)

ACCOUNT DESCRIPTION	ANNUAL ADOPTED BUDGET	YEAR TO DATE ACTUAL	VARIANCE (\$) FAV(UNFAV)	YTD ACTUAL AS A % OF ADOPTED BUD
<u>REVENUES</u>				
Interest - Investments	\$ -	\$ 3,695	\$ 3,695	0.00%
Special Assmnts- Tax Collector	378,581	371,309	(7,272)	98.08%
Special Assmnts- CDD Collected	-	4,533	4,533	0.00%
TOTAL REVENUES	378,581	379,537	956	100.25%
<u>EXPENDITURES</u>				
<u>Debt Service</u>				
Principal Debt Retirement	235,000	235,000	-	100.00%
Interest Expense	143,581	147,694	(4,113)	102.86%
Total Debt Service	378,581	382,694	(4,113)	101.09%
TOTAL EXPENDITURES	378,581	382,694	(4,113)	101.09%
Excess (deficiency) of revenues				
Over (under) expenditures	-	(3,157)	(3,157)	0.00%
FUND BALANCE, BEGINNING (OCT 1, 2022)		434,053		
FUND BALANCE, ENDING		\$ 430,896		

PARKWAY CENTER COMMUNITY DEVELOPMENT DISTRICT
Statement of Revenues, Expenditures and Changes in Fund Balances
For the Period Ending June 30, 2023
Series 2018-2 Debt Service Fund (203)
(In Whole Numbers)

ACCOUNT DESCRIPTION	ANNUAL ADOPTED BUDGET	YEAR TO DATE ACTUAL	VARIANCE (\$) FAV(UNFAV)	YTD ACTUAL AS A % OF ADOPTED BUD
<u>REVENUES</u>				
Interest - Investments	\$ -	\$ 2,403	\$ 2,403	0.00%
Special Assmnts- Tax Collector	287,283	281,366	(5,917)	97.94%
Special Assmnts- CDD Collected	-	3,435	3,435	0.00%
TOTAL REVENUES	287,283	287,204	(79)	99.97%
<u>EXPENDITURES</u>				
<u>Debt Service</u>				
Principal Debt Retirement	90,000	90,000	-	100.00%
Interest Expense	197,283	198,858	(1,575)	100.80%
Total Debt Service	287,283	288,858	(1,575)	100.55%
TOTAL EXPENDITURES	287,283	288,858	(1,575)	100.55%
Excess (deficiency) of revenues				
Over (under) expenditures	-	(1,654)	(1,654)	0.00%
FUND BALANCE, BEGINNING (OCT 1, 2022)		289,042		
FUND BALANCE, ENDING		\$ 287,388		

PARKWAY CENTER COMMUNITY DEVELOPMENT DISTRICT
Statement of Revenues, Expenditures and Changes in Fund Balances
For the Period Ending June 30, 2023
Series 2018-2 Capital Projects Fund (303)
(In Whole Numbers)

ACCOUNT DESCRIPTION	ANNUAL ADOPTED BUDGET	YEAR TO DATE ACTUAL	VARIANCE (\$) FAV(UNFAV)	YTD ACTUAL AS A % OF ADOPTED BUD
<u>REVENUES</u>				
TOTAL REVENUES	-	-	-	0.00%
<u>EXPENDITURES</u>				
TOTAL EXPENDITURES	-	-	-	0.00%
Excess (deficiency) of revenues				
Over (under) expenditures	-	-	-	0.00%
FUND BALANCE, BEGINNING (OCT 1, 2022)		19		
FUND BALANCE, ENDING		\$ 19		

PARKWAY CENTER COMMUNITY DEVELOPMENT DISTRICT
Statement of Revenues, Expenditures and Changes in Fund Balances
For the Period Ending June 30, 2023
General Fixed Assets Fund (900)
(In Whole Numbers)

ACCOUNT DESCRIPTION	ANNUAL ADOPTED BUDGET	YEAR TO DATE ACTUAL	VARIANCE (\$) FAV(UNFAV)	YTD ACTUAL AS A % OF ADOPTED BUD
<u>REVENUES</u>				
TOTAL REVENUES	-	-	-	0.00%
<u>EXPENDITURES</u>				
TOTAL EXPENDITURES	-	-	-	0.00%
Excess (deficiency) of revenues				
Over (under) expenditures	-	-	-	0.00%
FUND BALANCE, BEGINNING (OCT 1, 2022)		7,810,423		
FUND BALANCE, ENDING		<u>\$ 7,810,423</u>		

PARKWAY CENTER CDD

Bank Reconciliation

Bank Account No. 1958 Wells Fargo - GF Operating
Statement No. 06_23A
Statement Date 6/30/2023

G/L Balance (LCY)	564,179.47	Statement Balance	605,014.13
G/L Balance	564,179.47	Outstanding Deposits	525.00
Positive Adjustments	0.00		
		Subtotal	605,539.13
Subtotal	564,179.47	Outstanding Checks	41,359.66
Negative Adjustments	0.00	Differences	0.00
Ending G/L Balance	564,179.47	Ending Balance	564,179.47
Difference	0.00		

Posting Date	Document Type	Document No.	Description	Amount	Cleared Amount	Difference
Checks						
6/30/2023		JE000326	Clear o/s Dep Feb - Mar	1,227.00	1,227.00	0.00
6/30/2023		JE000327	Verizon Refund \$48 dup recorded w/Square	48.00	48.00	0.00
6/30/2023		JE000328	Square Dep Duplicate	2,454.46	2,454.46	0.00
Total Checks				3,729.46	3,729.46	0.00
Deposits						
12/10/2022		JE000095	Check Deposit #416050#####	G/L 52.00	52.00	0.00
2/10/2023		JE000119	CK#1158### - Key Fob	G/L 25.00	25.00	0.00
2/10/2023		JE000120	CK#523## - Key Fob	G/L 25.00	25.00	0.00
2/10/2023		JE000121	CK#1005### - Clubhouse	G/L 75.00	75.00	0.00
2/10/2023		JE000122	CK#1010### - Clubhouse	G/L 100.00	100.00	0.00
2/10/2023		JE000124	CK#1139### - Clubhouse	G/L 100.00	100.00	0.00
2/10/2023		JE000125	MO##### - Clubhouse	G/L 50.00	50.00	0.00
2/10/2023		JE000126	MO##### - Clubhouse	G/L 100.00	100.00	0.00
2/10/2023		JE000127	CK#68#-7497 2560 - Clubhouse	G/L 100.00	100.00	0.00
2/21/2023		JE000143	CK#1110006500##### Verizon Refund	G/L 48.00	48.00	0.00
3/3/2023		JE000157	CK#191## Clubhouse	G/L 50.00	50.00	0.00
3/9/2023		JE000158	CK#1804### - Pool Card	G/L 25.00	25.00	0.00
3/9/2023		JE000159	MO##### - Pool Card	G/L 25.00	25.00	0.00
3/9/2023		JE000160	CK#761## - Clubhouse	G/L 100.00	100.00	0.00
3/9/2023		JE000161	CK#180## - Clubhouse	G/L 100.00	100.00	0.00
3/9/2023		JE000162	CK#1026### - Clubhouse	G/L 100.00	100.00	0.00
3/9/2023		JE000164	CK#327## - Clubhouse	G/L 100.00	100.00	0.00
3/9/2023		JE000169	CK#687497##### - Clubhouse	G/L 100.00	100.00	0.00
5/31/2023		JE000288	Square CC Deposit	G/L 2,454.46	2,454.46	0.00
Total Deposits				3,729.46	3,729.46	0.00
Outstanding Checks						
9/30/2022		JE000019	ACH 5589652368 062722 / BOCC	2,053.85	0.00	2,053.85
9/30/2022		JE000020	Check 5755 / Linda Bell	200.00	0.00	200.00
9/30/2022		JE000021	ACH 5589652368 051922 / BOCC	2,105.96	0.00	2,105.96

PARKWAY CENTER CDD

Bank Reconciliation

Posting Date	Document Type	Document No.	Description	Amount	Cleared Amount	Difference
10/20/2022	Payment	5870	AQUAPRO POOL SOLUTIONS	2,300.00	0.00	2,300.00
10/20/2022	Payment	5872	NAVITAS CREDIT CORP	804.78	0.00	804.78
11/30/2022	Payment	5915	LINDA W. BELL	200.00	0.00	200.00
2/3/2023	Payment	5978	LINDA W. BELL	200.00	0.00	200.00
3/30/2023	Payment	6014	DALE WENTZEL	13.96	0.00	13.96
3/30/2023	Payment	6023	LINDA W. BELL	200.00	0.00	200.00
4/6/2023	Payment	6032	LINDA W. BELL	200.00	0.00	200.00
4/27/2023	Payment	6038	ECO PEST SOLUTIONS	300.00	0.00	300.00
5/4/2023	Payment	6048	LINDA W. BELL	200.00	0.00	200.00
5/4/2023	Payment	6049	TANYA O'CONNOR	200.00	0.00	200.00
5/31/2023	Payment	DD141	Payment of Invoice 000699	285.76	0.00	285.76
5/31/2023	Payment	DD142	Payment of Invoice 000746	285.76	0.00	285.76
6/15/2023	Payment	6067	ECO PEST SOLUTIONS	150.00	0.00	150.00
6/15/2023	Payment	6073	LINDA W. BELL	400.00	0.00	400.00
6/28/2023	Payment	DD134	Payment of Invoice 000530	308.58	0.00	308.58
6/28/2023	Payment	DD135	Payment of Invoice 000531	1,009.61	0.00	1,009.61
6/28/2023	Payment	DD136	Payment of Invoice 000532	820.50	0.00	820.50
6/28/2023	Payment	DD137	Payment of Invoice 000533	610.16	0.00	610.16
6/28/2023	Payment	DD138	Payment of Invoice 000534	647.78	0.00	647.78
6/28/2023	Payment	DD139	Payment of Invoice 000536	9,806.12	0.00	9,806.12
6/28/2023	Payment	6081	TECO	0.00	0.00	0.00
6/28/2023	Payment	6082	REPUBLIC SERVICES #696	0.00	0.00	0.00
6/28/2023	Payment	6083	REPUBLIC SERVICES #696	0.00	0.00	0.00
6/29/2023	Payment	6084	ALL A/C AND REFRIGERATION LLC	200.00	0.00	200.00
6/29/2023	Payment	6085	BLUE LIFE POOL SERVICE LLC	6,460.00	0.00	6,460.00
6/29/2023	Payment	6086	BURR & FORMAN LLP	1,560.00	0.00	1,560.00
6/29/2023	Payment	6087	DON HARRISON ENTERPRISES LLC	1,088.50	0.00	1,088.50
6/29/2023	Payment	6088	DOORKING INC.	32.95	0.00	32.95
6/29/2023	Payment	6089	FIRST CHOICE AQUATIC WEED	1,846.00	0.00	1,846.00
6/29/2023	Payment	6090	HAWKINS SERVICE CO.	1,065.00	0.00	1,065.00
6/29/2023	Payment	6091	INFRAMARK LLC	3,114.61	0.00	3,114.61
6/29/2023	Payment	6092	SITE MASTERS OF FLORIDA, LLC	500.00	0.00	500.00
6/29/2023	Payment	6093	STANTEC CONSULTING	1,385.00	0.00	1,385.00
6/29/2023	Payment	DD144	Payment of Invoice 000663	804.78	0.00	804.78
Total Outstanding Checks.....				41,359.66		41,359.66
Outstanding Deposits						
6/30/2023		JE000325	Cleared o/s 09/30 entry in March still o/s G/L	525.00	0.00	525.00
Total Outstanding Deposits.....				525.00		525.00

MONTHLY LANDSCAPE MAINTENANCE INSPECTION GRADESHEET

Site: Parkway Center

Date: Tuesday, July 19, 2023

	MAXIMUM VALUE	CURRENT VALUE	CURRENT DEDUCTION	REASON FOR DEDUCTION
LANDSCAPE MAINTENANCE				
TURF	5	3	-2	<u>Recovering.</u>
TURF FERTILITY	10	8	-2	<u>Fertilizer ban.</u>
TURF EDGING	5	4	-1	<u>Edging needed in some areas.</u>
WEED CONTROL - TURF AREAS	5	4	-1	<u>Not bad.</u>
TURF INSECT/DISEASE CONTROL	10	8	-2	<u>Chinch bugs treated.</u>
PLANT FERTILITY	5	3	-2	<u>Dead plants being pulled.</u>
WEED CONTROL - BED AREAS	5	3	-2	<u>Some improvement.</u>
PLANT INSECT/DISEASE CONTROL	5	4	-1	<u>Pines being removed.</u>
PRUNING	10	8	-2	<u>Being done in sections.</u>
CLEANLINESS	5	5	0	
MULCHING	5	4	-1	
WATER/IRRIGATION MGMT	8	7	-1	<u>repair quotes in.</u>
CARRYOVERS	5	4	-1	<u>Areas being cleared in stages.</u>

SEASONAL COLOR/PERENNIAL MAINTENANCE

VIGOR/APPEARANCE	7	0	-7	<u>Proposal to be approved.</u>
INSECT/DISEASE CONTROL	7	7	0	
DEADHEADING/PRUNING	3	3	0	

SCORE

100	75	-25	75%
-----	----	-----	-----

Manager's Signature: Clay Wright

Supervisor's Signature: _____

PARKWAY CENTER CDD

Field Inspection - July 2023

Wednesday, July 19, 2023

Prepared For Parkway Center Board Of Supervisors

36 Items Identified



Item 1

Assigned To LMP

Society garlic have white mildew due to mites or another pest and will be treated.



Item 2

Assigned To LMP

Sweet potato will be kept out of Coontie Palms and away from pavers/building.



Item 3

Assigned To LMP

Strip of scraggly plumbago and dead plants will be pulled.



Item 4

Assigned To LMP

Anything dead will be pulled out.



Item 5

Assigned To LMP

Stressed Muhly under awning will be pulled.



Item 6

Assigned To LMP

Irrigation will be capped before pavers are installed.



Item 7

Assigned To LMP

Society Gatlif need fertilization.



Item 8

Assigned To LMP

Proposal is in for playground mulch.



Item 9

Assigned To LMP

Muhly will be trimmed from sidewalk.



Item 10

Assigned To LMP

Jasmine needs fertilizer.



Item 11

Assigned To Aquatic Weed Control
Pond has been sprayed.



Item 12

Assigned To LMP
Blue daze around the aloe will be
trimmed to allow for new growth.



Item 13

Assigned To LMP

Annual beds are being sprayed for weeds but not too heavily so as not to contaminate the soil.



Item 14

Assigned To LMP

Landscape lighting inspection needed.



Item 15

Assigned To LMP

Anything dead or growing over on the edge of the conservation area will be trimmed/pulled.



Item 16

Assigned To LMP

Some weeds in the Juniper.



Item 17

Assigned To Aquatic Weed Control
Little bit of planktonic algae and trash in pond 11.



Item 18

Assigned To LMP
S Falkenburg is being trimmed and weeded in stages. This side is looking great.



Item 19

Assigned To LMP

The other side will be cleaned up as well.



Item 20

Assigned To LMP

Weed detailing and edging needed in the juniper, will be cleared out with new annuals.



Item 21

Assigned To LMP

Firebush and bottlebrush will be trimmed to the proper level just below the fence.



Item 22

Assigned To LMP

Vines being pulled, Juniper will be pulled, and peanuts will be trimmed level with the rocks.



Item 23

Assigned To LMP

Chinch bugs treated and irrigation adjusted.



Item 24

Assigned To LMP

Trees are marked and quoted for removal. Injections will be quoted.



Item 25

Assigned To LMP

Dead Loropetalum will be removed, survivors will be pruned down and fertilized.



Item 26

Assigned To LMP

Young Crepe Myrtle will be trimmed.



Item 27

Assigned To LMP

The whole landscaping bed near Riverview and Still Creek will be cleaned up, vines/weeds removed, Hawthorne and Ilex trimmed, etc.



Item 28

Assigned To LMP

Coonties will be trimmed. Powder-puff mimosas need to be replaced with something else.



Item 29

Assigned To LMP

Overgrown trees and vines need to be cleaned up. Proposal has been requested.



Item 30

Assigned To LMP

White star jasmine along Riverview will be trimmed.



Item 31

Assigned To LMP

Annual bed will be edged and cleaned prior to installation, Juniper will be edged, Coonties trimmed, weeds removed.



Item 32

Assigned To LMP

Peanuts need to be weeded and edged at hamlet.



Item 33

Assigned To LMP

Copperleaf will be cut to improve visibility.



Item 34

Assigned To LMP

Annual bed will be cleared out before install, dead Loropetalum removed, Muhly trimmed and sprayed.



Item 35

Assigned To LMP

Dead jasmine will be removed and replaced with sod. Annual bed will be cleared out.



Item 36

Assigned To LMP

Juniper will be weeded and edged when annuals go in.



March 24, 2023

Ref: 66449.00

Gene Roberts
Inframark
2005 Pan Am Circle, Unit 300
Tampa, Florida 33067

Re: Third Semi-Annual Invasive Treatment Monitoring Report
Parkway Center Clubhouse CDD - Hillsborough County, FL
Item No. 9 – in accordance with Section 4.10601010C.10 of Hillsborough County Development Review Procedures Manual

Dear Mr. Roberts:

The following invasive treatment monitoring report summarizes the current status of the Parkway Center Clubhouse CDD property. This report represents a true, accurate and representative description of the site conditions present at the time of evaluation.

1.0 PROJECT DESCRIPTION

The property has been developed as an amenity center for the Parkway Center Community located in Section 13, Township 30 South, Range 19 East, in Hillsborough County, FL. The property is bordered by 78th Street to the west and the Falkenberg Road extension to the south. The overall property acreage is approximately 2.53 acres. A general location map is provided in **Figure 1**

An Invasive Species Removal, Disposal, and Maintenance Plan has been prepared and performed to conduct maintenance on an as-needed basis; a minimum of quarterly events during the first-year post construction, and semi-annually thereafter through year five (5). All invasive species are treated in place and left to degrade naturally.

The table below provides details for the targeted species for treatment prior to inspection.

Common Name	Species Name	Monitoring Event	Treatment Type
Air potato	<i>Dioscorea bulbifera</i>	Third	Cut base / hand removal
Balsamapple	<i>Momordica charantia</i>	Third	Cut base / hand removal
Brazilian peppertree	<i>Shinus terebinthifolia</i>	Third	Hand / Chemical
Caesarweed	<i>Urena lobata</i>	Third	Chemical
Cogon grass	<i>Imperata cylindrica</i>	Third	Chemical

2.0 METHODOLOGY

2.1 Inspection and Data Collection

The site was visited by an environmental scientist to observe and document any potential nuisance species within and immediately surrounding accessible areas of the property. Occurrences of nuisance species were field geolocated to later utilize for map creation. Photographs were taken at ten (10) photostations that were established within the project area to portray each side of the property.

Photo locations are provided in **Figure 2**. Areas of infestation are provided in **Figure 3**. The site photos are included in **Appendix A**.

3.0 BI-ANNUAL MONITORING RESULTS

The third ecological monitoring evaluation of the Parkway Center Clubhouse CDD was conducted on March 22, 2023, by VHB environmental scientist Matthew Calhoun. Weather consisted of partly cloudy skies and temperatures in the low 80s.

3.1 West Property

- Nuisance species cover was approximately 2% and consisted primarily of Caesarweed and balsamapple. Air potato was also observed in the northwest corner near the concrete footpath. Desirable species present included a robust canopy of water oak, laurel oak, and cabbage palm with some groundcover including American beautyberry (*Callicarpa americana*), beggarticks (*Bidens alba*), saw greenbriar (*Smilax bona-nox*), and wild coffee (*Psychotria nervosa*).

3.2 East Mitigation Pond

- Nuisance species cover was approximately <0.5% and consisted of one Caesarweed on the north side.

3.3 East Property/Freshwater marsh

- Nuisance species provided approximately 5% cover and consisted primarily of cogon grass. Other notable nuisance species present included Caesarweed, one (1) Brazilian peppertree, balsamapple, and Peruvian primrosewillow (*Ludwigia peruviana*) near the water's edge that were found in low percent coverage. Desirable species present in the upland included a robust canopy of water oak, laurel oak, and cabbage palm and a scattered groundcover of beggarticks. The marsh contained a significant density of Carolina willow (*Salix caroliniana*).
- 40% of the water surface was covered with floating aquatic vegetation, primarily duckweed (*Lemna* sp.).

4.0 CONCLUSIONS

Herbicide maintenance and manual removal of nuisance and invasive exotic species should be continued as needed to allow non-nuisance, non-exotic herbaceous vegetation cover to increase. Supplemental planting of herbaceous vegetation (especially in non-shaded areas) may be suggested if deemed necessary to prevent nuisance/exotic species from establishing. Over time with maintenance, the existing native tree and shrub species should promote the long-term success of a mixed hardwood or oak hammock community.

Please do not hesitate to contact me or Gary Serviss, gserviss@vhb.com, with any questions or concerns.

Sincerely,

A handwritten signature in black ink, appearing to read "Matthew Calhoun". The signature is fluid and cursive, with a stylized "M" and "C".

Matthew Calhoun

Environmental Scientist
mcalhoun@vhb.com

REFERENCE LITERATURE

- FLEPPC 2019. *List of Invasive Plant Species*. Florida Invasive Species Council.
(<https://floridainvasivespecies.org/index.cfm>) Internet: 24 March 2023
<https://floridainvasivespecies.org/plantlist2019.cfm>
- Wunderlin, R. P., B. F. Hansen, A. R. Franck, and F. B. Essig. 2023. *Atlas of Florida Vascular Plants*
(<http://www.plantatlas.usf.edu/>) [S. M. Landry and K. N. Campbell (application development), Florida
Center for Community Design and Research.] Institute for Systematic Botany, University of South
Florida, Tampa.

FIGURES

Figure 1: Project Location

Parkway Center Clubhouse CDD | Section 13, Township 30 South, Range 19 East, in Hillsborough County, FL



Source: \\vhb.com\gbl\proj\Sarasota\66449.00 PWC Monitoring\ContractAdmin\Contracts\Final

Figure 2: Photo Station Locations

Parkway Center Clubhouse CDD | Section 13, Township 30 South, Range 19 East, in Hillsborough County, FL

vhb | April 19, 2022



Source: Photo Station locations established by Matthew Calhoun on 25 March, 2022

Figure 3: Areas of Infestation

Parkway center Clubhouse CDD | Section 13, Township 30 South, Range 19 East, in Hillsborough County, FL



Source: \\vhb.com\gbl\proj\Sarasota\66449.00 PWC Monitoring\ContractAdmin\Contracts\Final

LEGEND			
	Balsampear		Air potato
	Brazilian pepper		Cogan grass
	Caesarweed		Peruvian primrosewillow

APPENDIX A: PHOTOGRAPHIC DOCUMENTATION

**Parkway Center Clubhouse CDD
Section 13, Township 30 South, Range 19 East, in Hillsborough County, FL
Third Semi-Annual Monitoring Event
March 2023**



Photostation 1 facing Northwest



Photostation 2 facing Southeast

**Parkway Center Clubhouse CDD
Section 13, Township 30 South, Range 19 East, in Hillsborough County, FL
Third Semi-Annual Monitoring Event
March 2023**



Photostation 3 facing Northeast



Photostation 4 facing South

**Parkway Center Clubhouse CDD
Section 13, Township 30 South, Range 19 East, in Hillsborough County, FL
Third Semi-Annual Monitoring Event
March 2023**



Photostation 5 facing Southeast



Photostation 6 facing West

**Parkway Center Clubhouse CDD
Section 13, Township 30 South, Range 19 East, in Hillsborough County, FL
Third Semi-Annual Monitoring Event
March 2023**



Photostation 7 facing Northwest



Photostation 8 facing Southeast

**Parkway Center Clubhouse CDD
Section 13, Township 30 South, Range 19 East, in Hillsborough County, FL
Third Semi-Annual Monitoring Event
March 2023**



Photostation 9 facing Southeast



Photostation 10 facing Northwest (from 10.20.2022)